



GOVERNMENT AUTONOMOUS COLLEGE ROURKELA



PARENT FEEDBACK ANALYSIS REPORT 2023-24

CONTENT

SL. NO.	TOPIC	PAGE NO.
1	Introduction	1
2	Feedback objectives	1
3	Overview of Form Questionnaires	1
4	Analysis and outcomes	2
5	Recommendations and suggestions	2
6	Anthropology analysis report	3
7	BCA analysis report	9
8	Biotechnology analysis report	15
9	Botany analysis report	21
10	Chemistry analysis report	27
11	Commerce analysis report	33
12	Computer science analysis report	39
13	Economics analysis report	45
14	Education analysis report	51
15	ETC analysis report	57
16	English analysis report	63
17	Geography analysis report	69
18	Geology analysis report	75
19	Hindi analysis report	81
20	History analysis report	87
21	Home Science analysis report	93
22	JMC analysis report	99
23	Library and Information Science analysis report	105
24	Mathematics analysis report	111
25	MTC analysis report	117
26	Odia analysis report	123
27	Philosophy analysis report	129
28	Physics analysis report	135
29	Political science analysis report	141
30	Psychology analysis report	147
31	Public Administration	153
32	Sanskrit analysis report	159
33	Sociology analysis report	165
34	Statistics analysis report	171
35	Zoology analysis report	177



REPORT OF PARENT'S FEEDBACK ANALYSIS FOR THE ACADEMIC YEAR 2023-24

Government Autonomous College, Rourkela was established with the mission to provide guidance, enhancing potential, encouraging students to follow their dreams and helping them become successful citizens of the nation and the world. Parents entrust the future of their children into our hands and it is imperative to know their views, opinions and suggestions. Feedback from parents allows the institute to evaluate its service provision and thus cater to providing excellent service towards the students. The feedback analysis process has put an increasing emphasis on the need for involvement of parents in the quality assurance of excellent education. Parent's involvement requires that they play an active role in participating for the holistic development of their children. Parents Feedback Form (link) is on the college website for the parents of undergraduate students to evaluate the institution. This initiative of collecting feedback is done by the IQAC of the college.

Parent's feedback has the following main objectives:

1. To provide parents the opportunity to comment on the quality of their ward's learning experience.
2. To assess the success of academic provision in relation to the expectations of both the parents and the students.
3. To provide feedback to the faculties in order to improve delivery and/or content of the curriculum.

The parent's feedback form focuses on the following issues:

- Q.1) Your opinion about the academic standard of the Institute.
- Q.2) Assessment about the teaching/learning process in the Institute.
- Q.3) College have a satisfactory system of monitoring student's progress
- Q.4) The impact of teacher in motivating your ward.
- Q.5) Your rating about the Teacher-Student relationship.
- Q.6) Your overall rating about our teacher.
- Q.7) Your rating about the Institute Discipline?
- Q.8) Good Learning resources and Infrastructure (i.e. Library Resources, Laboratory, Internet Access, Hostel facilities, Canteen facilities etc.) provided by the college.
- Q.9) Friendliness and Courteousness of the Institute Teaching and Non-teaching staff .



Q.10) You experience a sense of parental pride when you say your child is from this college?

Q.11) You will recommend this college to others.

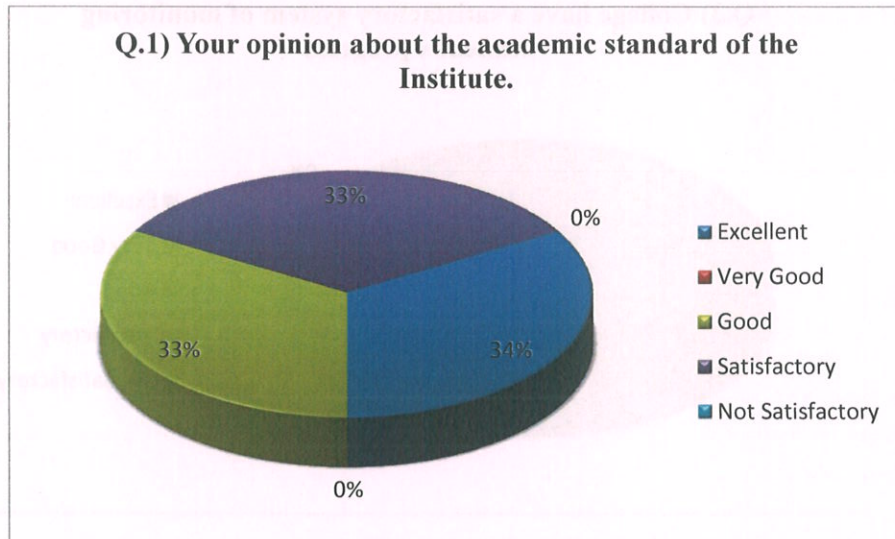
Q.12) Your overall rating about the Institute Management.

The parents feedback suggested that the administrative staff to have been rated as co-operative. The parents strongly feel that the infrastructure, ambience and facilities are also the plus point of the institution and many of them found the college to be a good place for their children to have a learning experience. A good percentage of the parents found the overall academic skills and knowledge of the college's faculty as good and the quality of teaching satisfactory, but thought that the use of ICT can be increased further. The parents are agreeable to the fact that the mentors of the college were good. Many of the parents feel that there should be increase in the number of seat strength in the hostels. A good percentage of the parents felt sports opportunities needed improvement but they are satisfied with extra-curricular activities and the facilities provided therewith. Finally, majority of the parents agree that the college has a good learning environment with the staff being friendly and approachable to students whenever they have required the need for it.

NAME OF THE DEPARTMENT: ANTHROPOLOGY

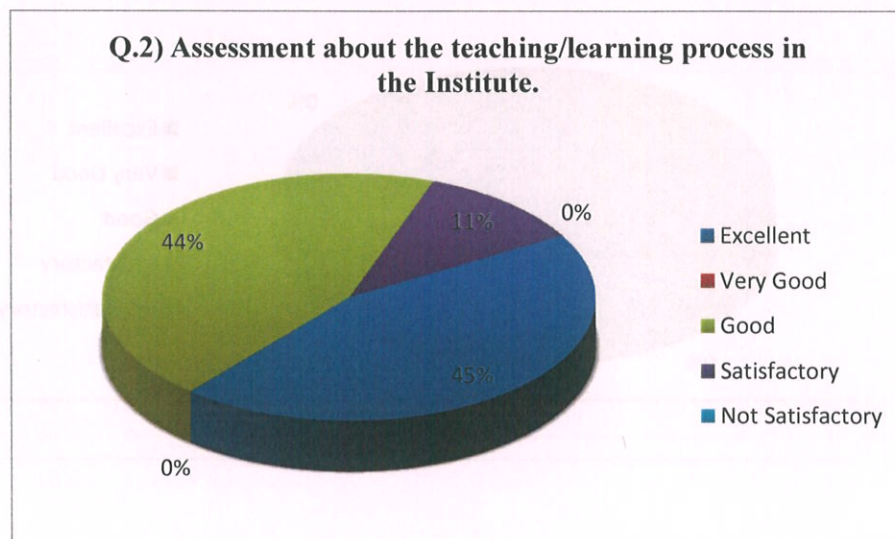
Q.1) Your opinion about the academic standard of the Institute.

	Grade	No. of Parents	Percentage
Q.1)	Excellent	3	33.33%
	Very Good	0	0.00%
	Good	3	33.33%
	Satisfactory	3	33.33%
	Not Satisfactory	0	0.00%



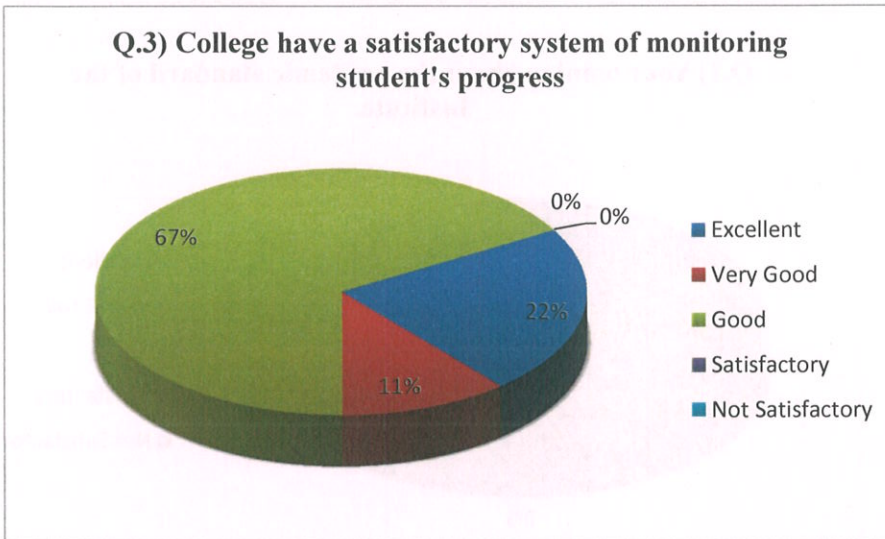
Q.2) Assessment about the teaching/learning process in the Institute.

	Grade	No. of Parents	Percentage
Q.2)	Excellent	4	44.44%
	Very Good	0	0.00%
	Good	4	44.44%
	Satisfactory	1	11.11%
	Not Satisfactory	0	0.00%



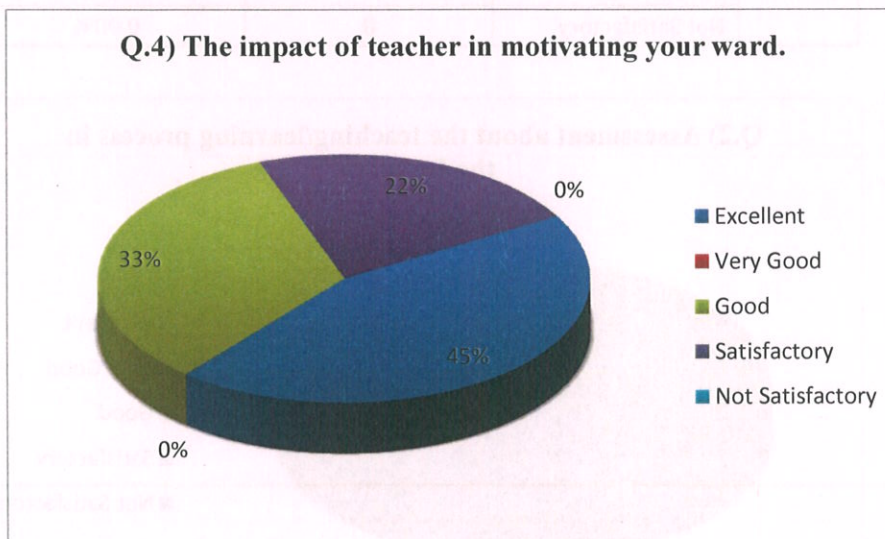
Q.3) College have a satisfactory system of monitoring student's progress

	Grade	No. of Parents	Percentage
Q.3)	Excellent	2	22.22%
	Very Good	1	11.11%
	Good	6	66.67%
	Satisfactory	0	0.00%
	Not Satisfactory	0	0.00%



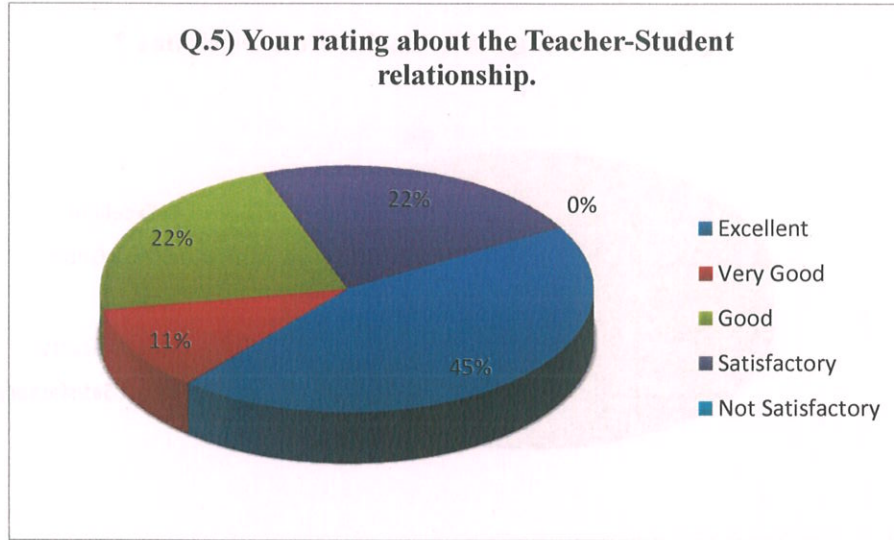
Q.4) The impact of teacher in motivating your ward.

	Grade	No. of Parents	Percentage
Q.4)	Excellent	4	44.44%
	Very Good	0	0.00%
	Good	3	33.33%
	Satisfactory	2	22.22%
	Not Satisfactory	0	0.00%



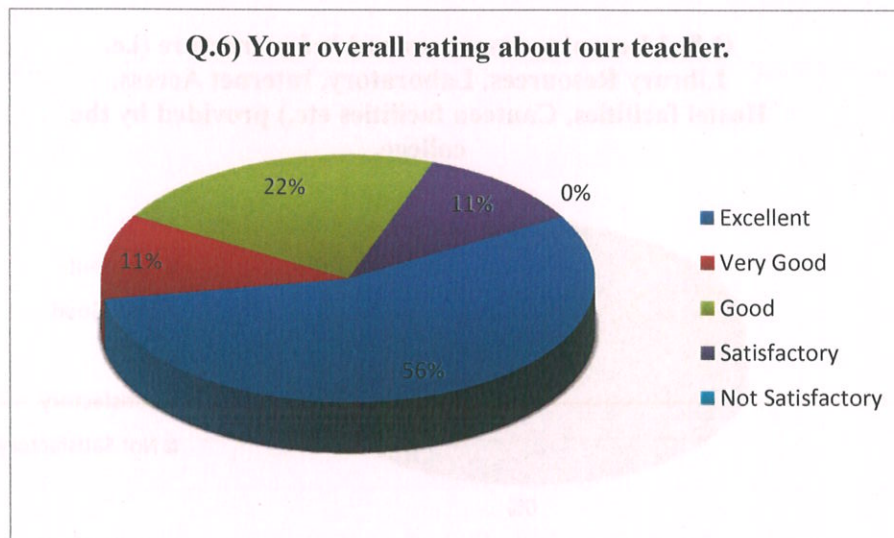
Q.5) Your rating about the Teacher-Student relationship.

	Grade	No. of Parents	Percentage
Q.5)	Excellent	4	44.44%
	Very Good	1	11.11%
	Good	2	22.22%
	Satisfactory	2	22.22%
	Not Satisfactory	0	0.00%



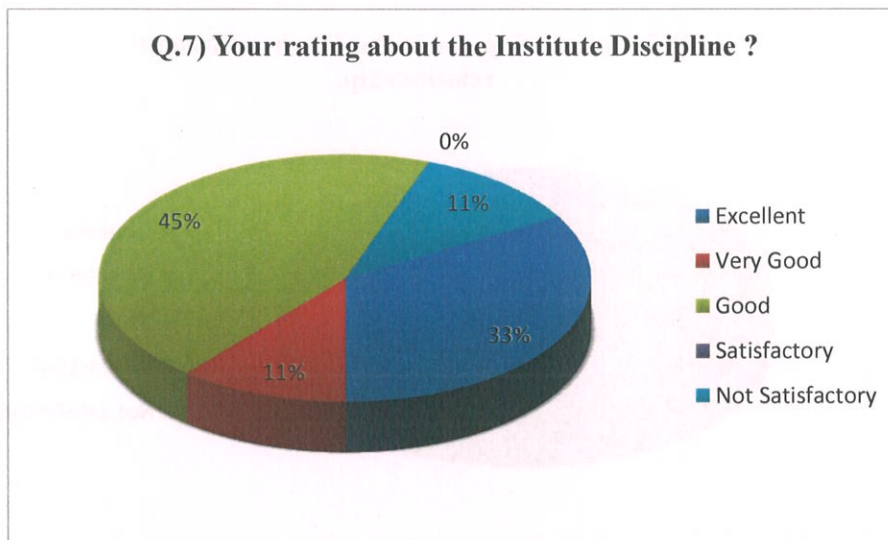
Q.6) Your overall rating about our teacher.

	Grade	No. of Parents	Percentage
Q.6)	Excellent	5	55.56%
	Very Good	1	11.11%
	Good	2	22.22%
	Satisfactory	1	11.11%
	Not Satisfactory	0	0.00%



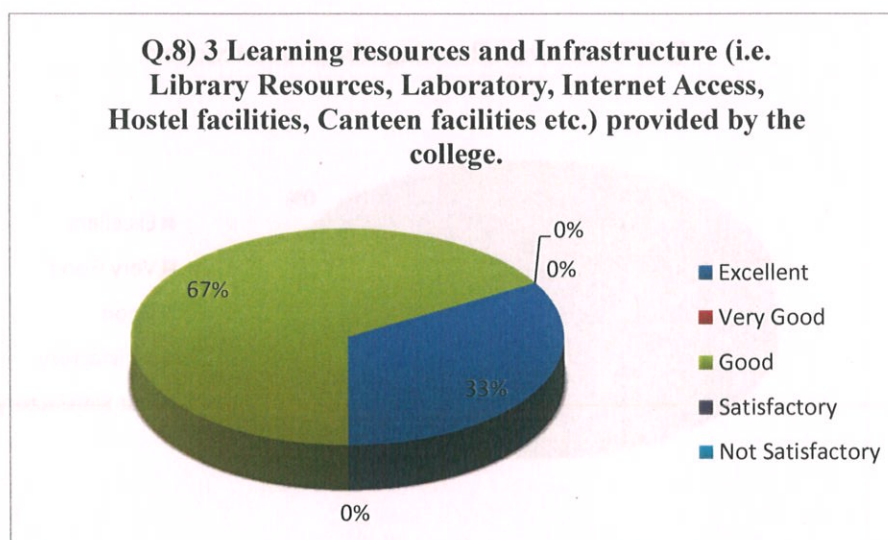
Q.7) Your rating about the Institute Discipline?

	Grade	No. of Parents	Percentage
Q.7)	Excellent	3	33.33%
	Very Good	1	11.11%
	Good	4	44.44%
	Satisfactory	0	0.00%
	Not Satisfactory	1	11.11%



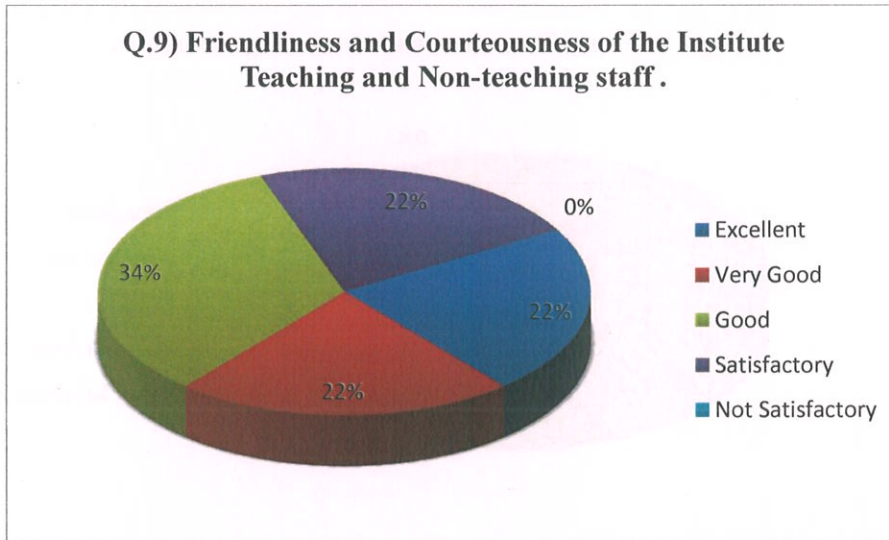
Q.8) 3 Learning resources and Infrastructure (i.e. Library Resources, Laboratory, Internet Access, Hostel facilities, Canteen facilities etc.) provided by the college.

	Grade	No. of Parents	Percentage
Q.8)	Excellent	3	33.33%
	Very Good	0	0.00%
	Good	6	66.67%
	Satisfactory	0	0.00%
	Not Satisfactory	0	0.00%



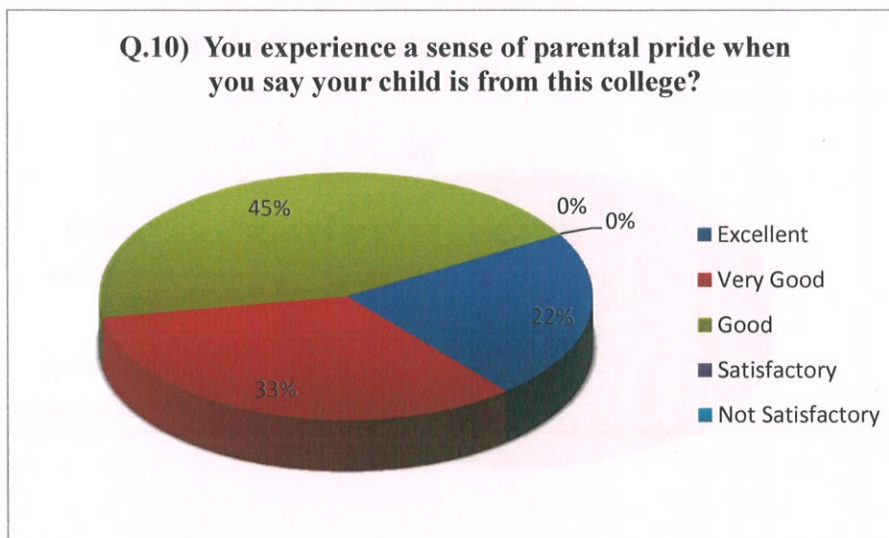
Q.9) Friendliness and Courteousness of the Institute Teaching and Non-teaching staff.

	Grade	No. of Parents	Percentage
Q.9)	Excellent	2	22.22%
	Very Good	2	22.22%
	Good	3	33.33%
	Satisfactory	2	22.22%
	Not Satisfactory	0	0.00%



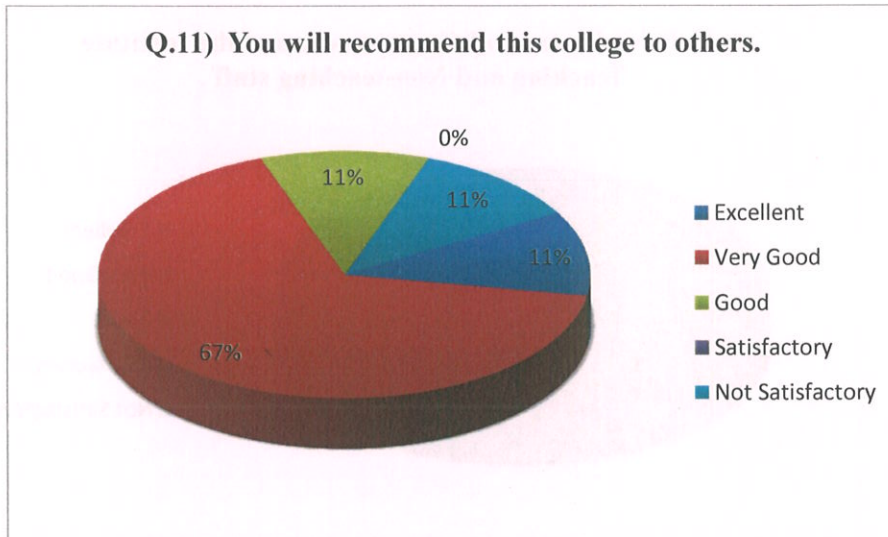
Q.10) You experience a sense of parental pride when you say your child is from this college?

	Grade	No. of Parents	Percentage
Q.10)	Excellent	2	22.22%
	Very Good	3	33.33%
	Good	4	44.44%
	Satisfactory	0	0.00%
	Not Satisfactory	0	0.00%



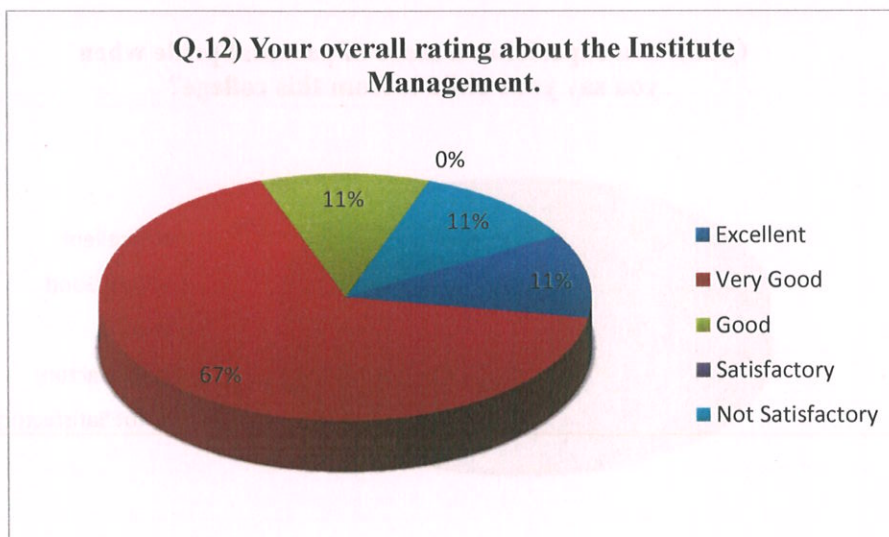
Q.11) You will recommend this college to others.

	Grade	No. of Parents	Percentage
Q.11)	Excellent	1	11.11%
	Very Good	6	66.67%
	Good	1	11.11%
	Satisfactory	0	0.00%
	Not Satisfactory	1	11.11%



Q.12) Your overall rating about the Institute Management.

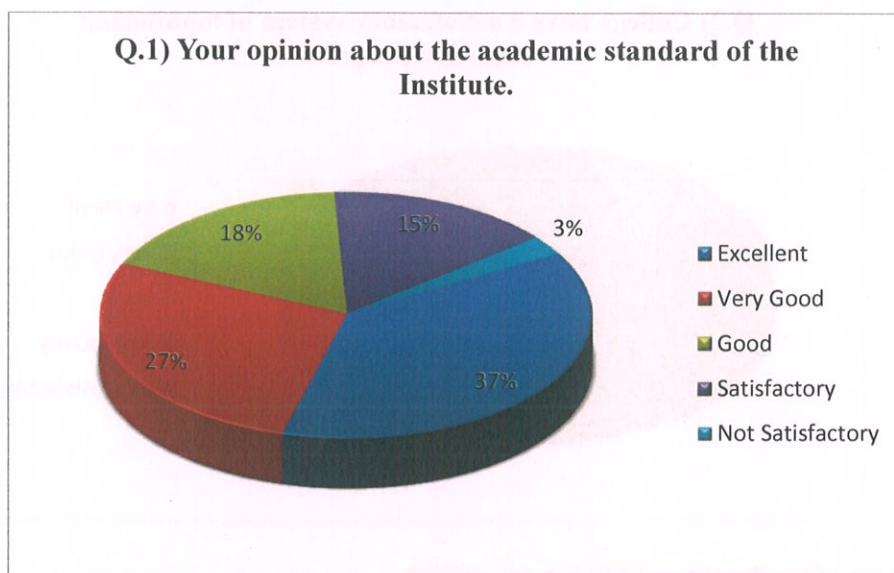
	Grade	No. of Parents	Percentage
Q.12)	Excellent	4	44.44%
	Very Good	1	11.11%
	Good	4	44.44%
	Satisfactory	0	0.00%
	Not Satisfactory	0	0.00%



NAME OF THE DEPARTMENT: BCA

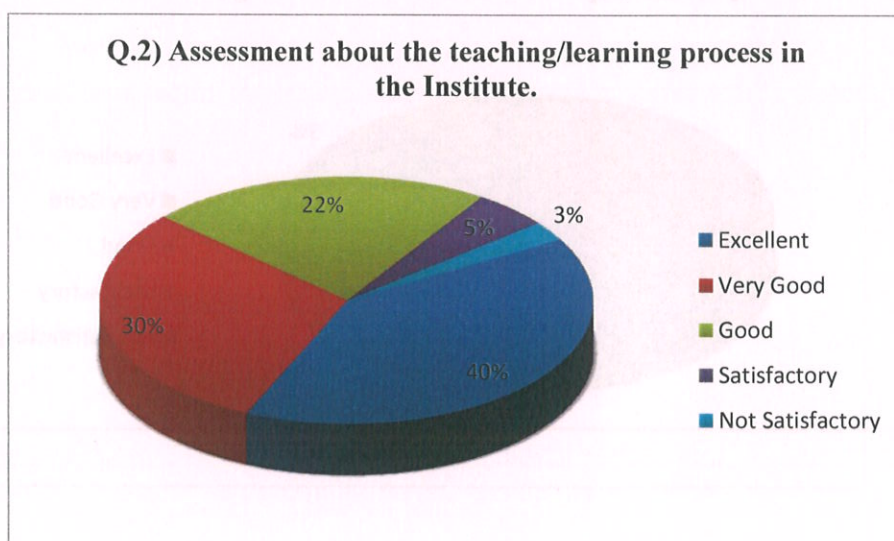
Q.1) Your opinion about the academic standard of the Institute.

	Grade	No. of Parents	Percentage
Q.1)	Excellent	15	37.50%
	Very Good	11	27.50%
	Good	7	17.50%
	Satisfactory	6	15.00%
	Not Satisfactory	1	2.50%



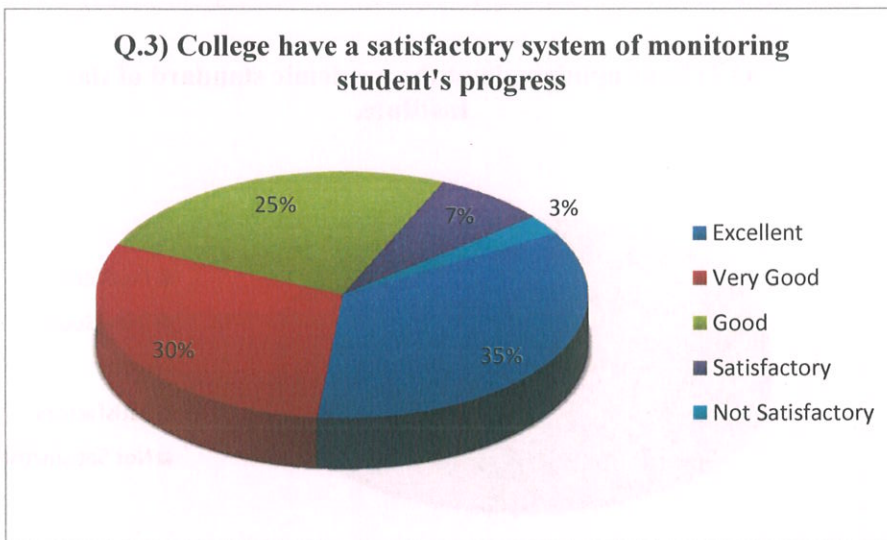
Q.2) Assessment about the teaching/learning process in the Institute.

	Grade	No. of Parents	Percentage
Q.2)	Excellent	16	40.00%
	Very Good	12	30.00%
	Good	9	22.50%
	Satisfactory	2	5.00%
	Not Satisfactory	1	2.50%



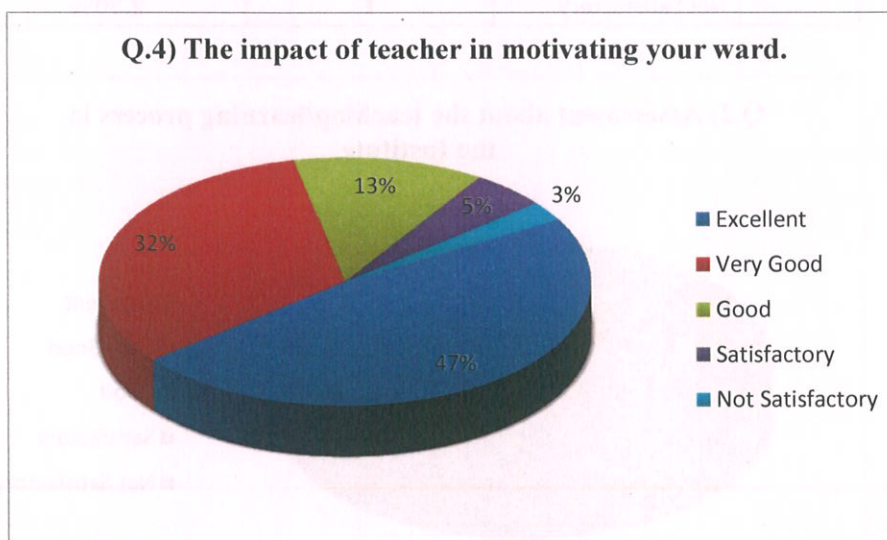
Q.3) College have a satisfactory system of monitoring student's progress.

	Grade	No. of Parents	Percentage
Q.3)	Excellent	14	35.00%
	Very Good	12	30.00%
	Good	10	25.00%
	Satisfactory	3	7.50%
	Not Satisfactory	1	2.50%



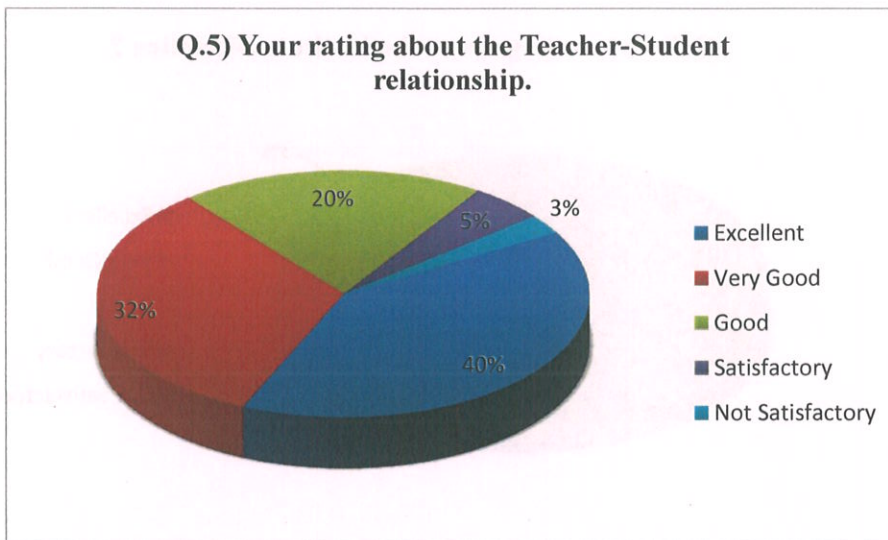
Q.4) The impact of teacher in motivating your ward.

	Grade	No. of Parents	Percentage
Q.4)	Excellent	19	47.50%
	Very Good	13	32.50%
	Good	5	12.50%
	Satisfactory	2	5.00%
	Not Satisfactory	1	2.50%



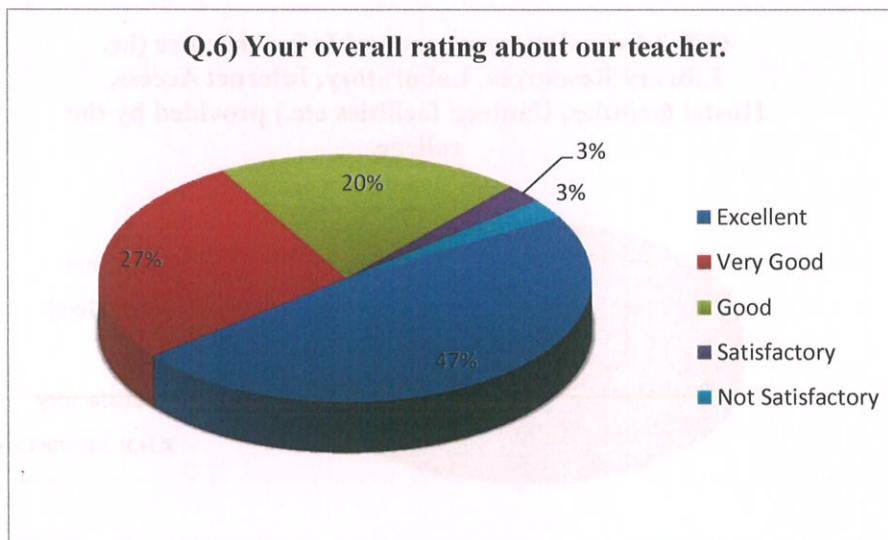
Q.5) Your rating about the Teacher-Student relationship.

	Grade	No. of Parents	Percentage
Q.5)	Excellent	16	40.00%
	Very Good	13	32.50%
	Good	8	20.00%
	Satisfactory	2	5.00%
	Not Satisfactory	1	2.50%



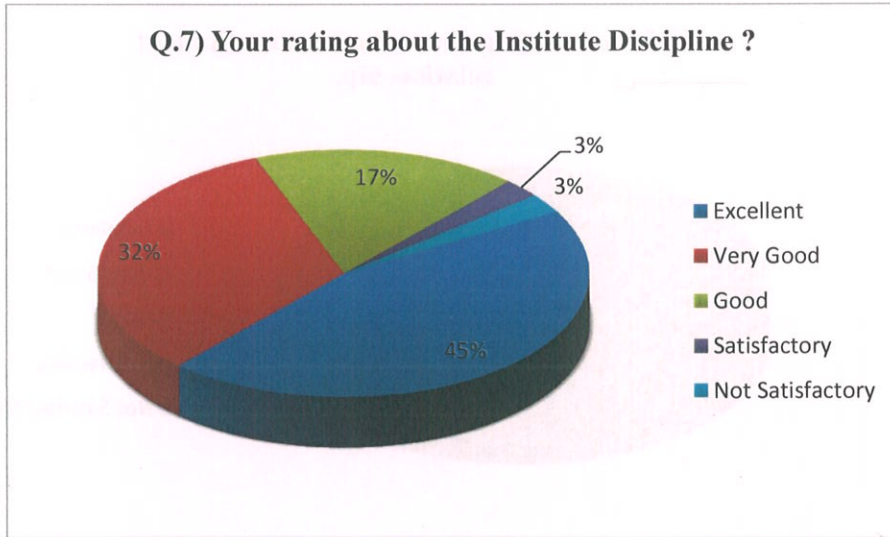
Q.6) Your overall rating about our teacher.

	Grade	No. of Parents	Percentage
Q.6)	Excellent	19	47.50%
	Very Good	11	27.50%
	Good	8	20.00%
	Satisfactory	1	2.50%
	Not Satisfactory	1	2.50%



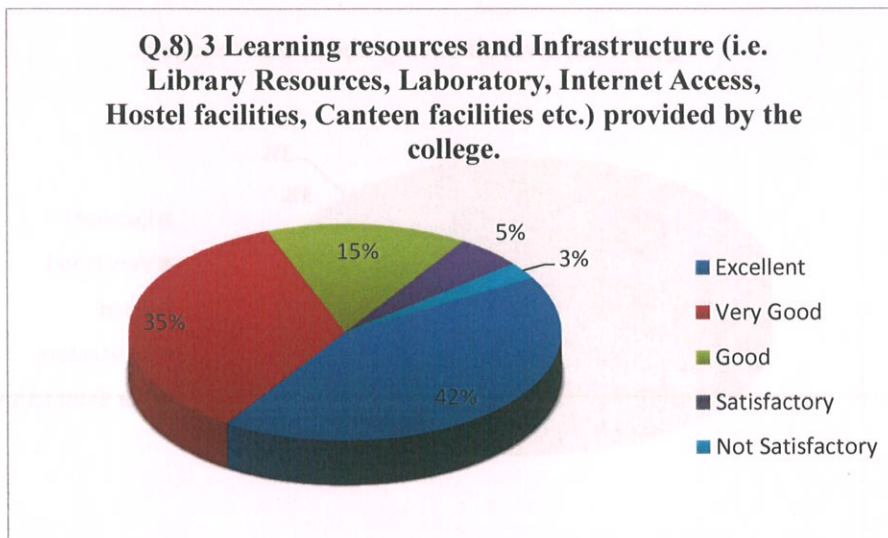
Q.7) Your rating about the Institute Discipline?

	Grade	No. of Parents	Percentage
Q.7)	Excellent	18	45.00%
	Very Good	13	32.50%
	Good	7	17.50%
	Satisfactory	1	2.50%
	Not Satisfactory	1	2.50%



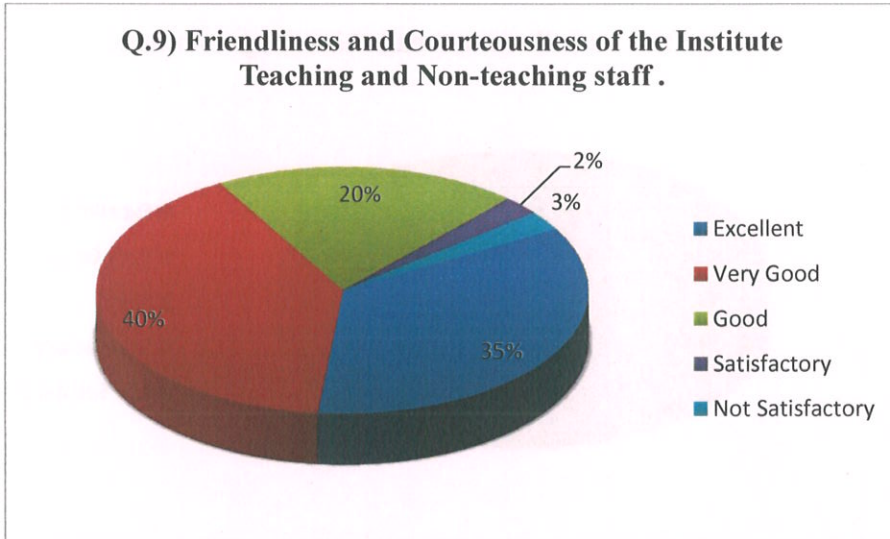
Q.8) 3 Learning resources and Infrastructure (i.e. Library Resources, Laboratory, Internet Access, Hostel facilities, Canteen facilities etc.) provided by the college.

	Grade	No. of Parents	Percentage
Q.8)	Excellent	17	42.50%
	Very Good	14	35.00%
	Good	6	15.00%
	Satisfactory	2	5.00%
	Not Satisfactory	1	2.50%



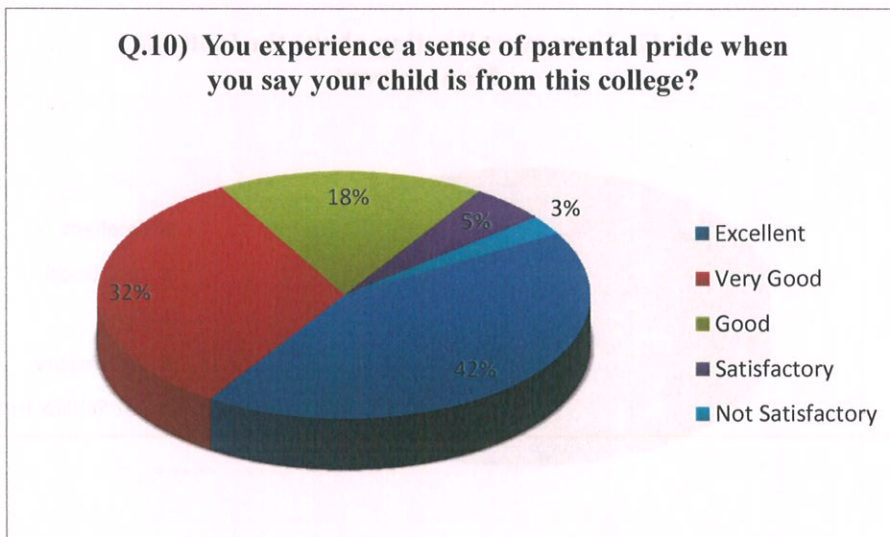
Q.9) Friendliness and Courteousness of the Institute Teaching and Non-teaching staff.

	Grade	No. of Parents	Percentage
Q.9)	Excellent	14	35.00%
	Very Good	16	40.00%
	Good	8	20.00%
	Satisfactory	1	2.50%
	Not Satisfactory	1	2.50%



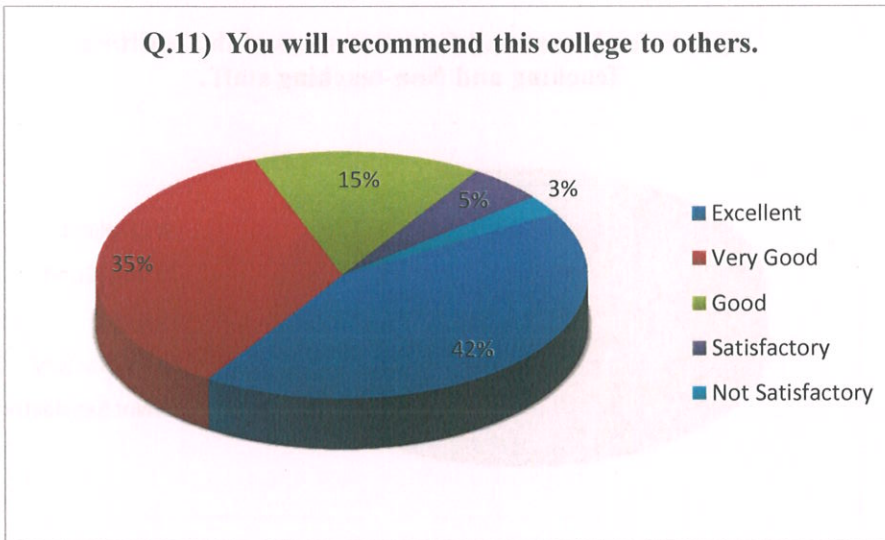
Q.10) You experience a sense of parental pride when you say your child is from this college?

	Grade	No. of Parents	Percentage
Q.10)	Excellent	17	42.50%
	Very Good	13	32.50%
	Good	7	17.50%
	Satisfactory	2	5.00%
	Not Satisfactory	1	2.50%



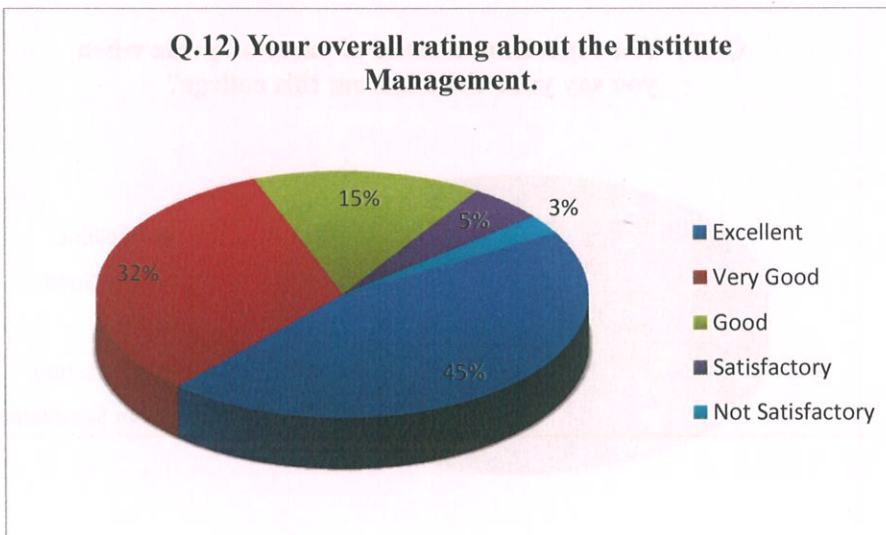
Q.11) You will recommend this college to others.

	Grade	No. of Parents	Percentage
Q.11)	Excellent	17	42.50%
	Very Good	14	35.00%
	Good	6	15.00%
	Satisfactory	2	5.00%
	Not Satisfactory	1	2.50%



Q.12) Your overall rating about the Institute Management.

	Grade	No. of Parents	Percentage
Q.12)	Excellent	18	45.00%
	Very Good	13	32.50%
	Good	6	15.00%
	Satisfactory	2	5.00%
	Not Satisfactory	1	2.50%

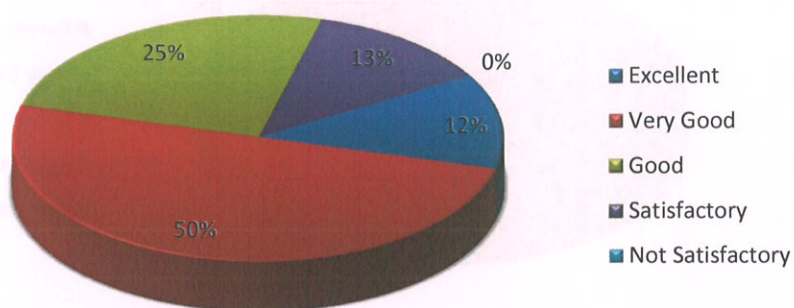


NAME OF THE DEPARTMENT: BIOTECHNOLOGY

Q.1) Your opinion about the academic standard of the Institute.

	Grade	No. of Parents	Percentage
Q.1)	Excellent	1	12.50%
	Very Good	4	50.00%
	Good	2	25.00%
	Satisfactory	1	12.50%
	Not Satisfactory	0	0.00%

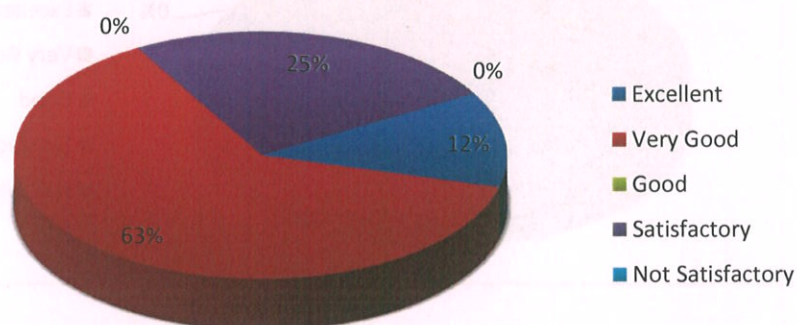
Q.1) Your opinion about the academic standard of the Institute.



Q.2) Assessment about the teaching/learning process in the Institute.

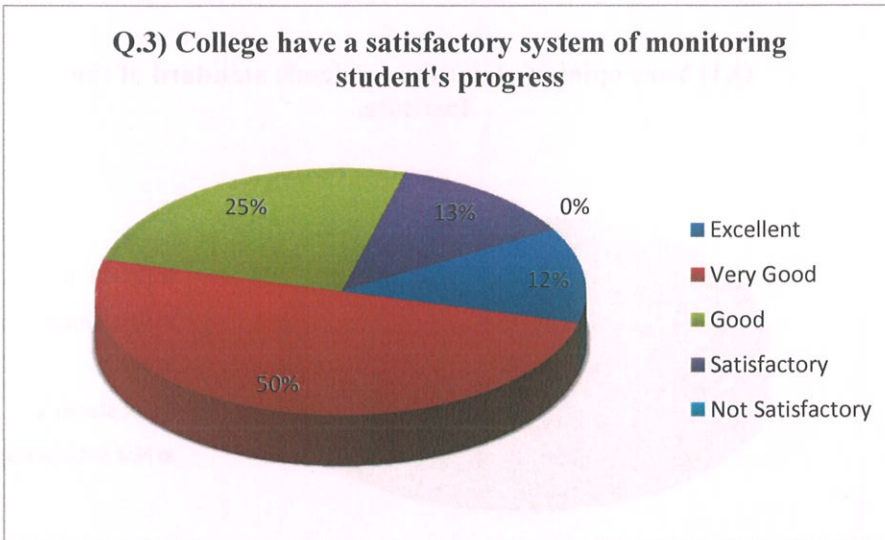
	Grade	No. of Parents	Percentage
Q.2)	Excellent	1	12.50%
	Very Good	5	62.50%
	Good	0	0.00%
	Satisfactory	2	25.00%
	Not Satisfactory	0	0.00%

Q.2) Assessment about the teaching/learning process in the Institute.



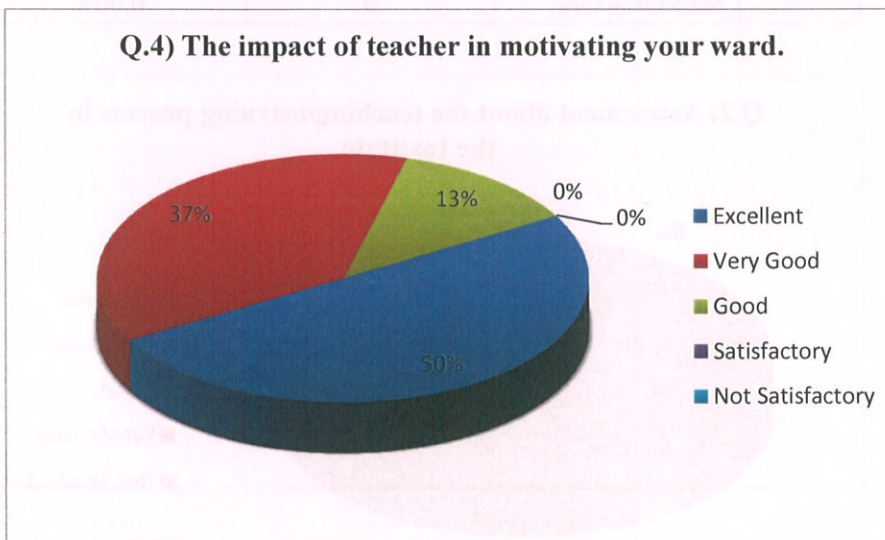
Q.3) College have a satisfactory system of monitoring student's progress.

	Grade	No. of Parents	Percentage
Q.3)	Excellent	1	12.50%
	Very Good	4	50.00%
	Good	2	25.00%
	Satisfactory	1	12.50%
	Not Satisfactory	0	0.00%



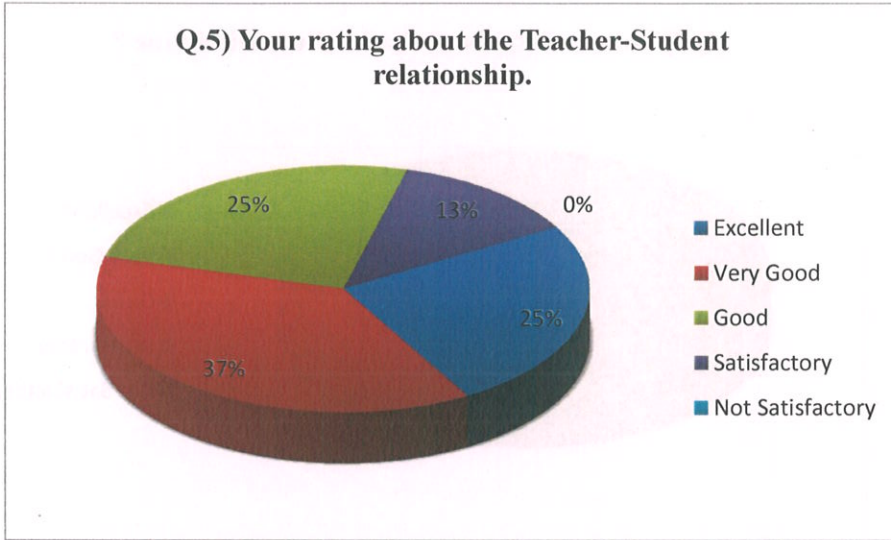
Q.4) The impact of teacher in motivating your ward.

	Grade	No. of Parents	Percentage
Q.4)	Excellent	4	50.00%
	Very Good	3	37.50%
	Good	1	12.50%
	Satisfactory	0	0.00%
	Not Satisfactory	0	0.00%



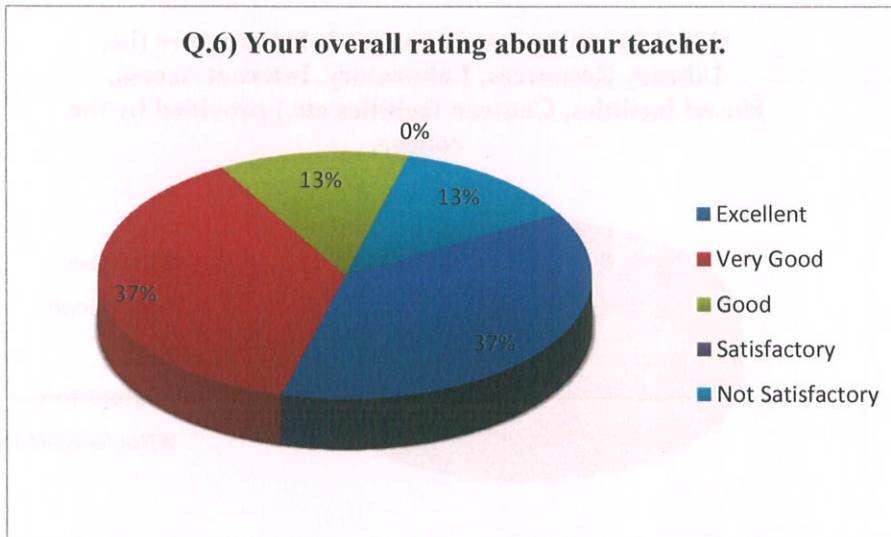
Q.5) Your rating about the Teacher-Student relationship.

	Grade	No. of Parents	Percentage
Q.5)	Excellent	2	25.00%
	Very Good	3	37.50%
	Good	2	25.00%
	Satisfactory	1	12.50%
	Not Satisfactory	0	0.00%



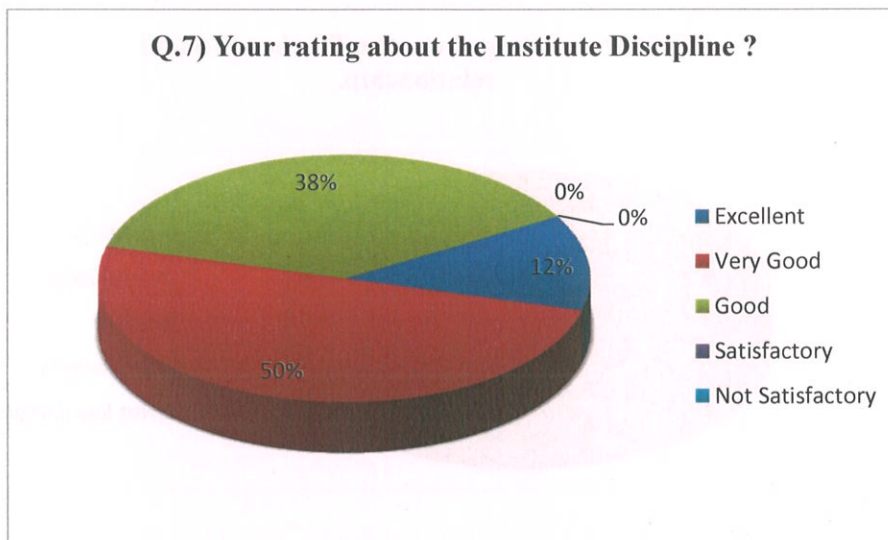
Q.6) Your overall rating about our teacher.

	Grade	No. of Parents	Percentage
Q.6)	Excellent	3	37.50%
	Very Good	3	37.50%
	Good	1	12.50%
	Satisfactory	0	0.00%
	Not Satisfactory	1	12.50%



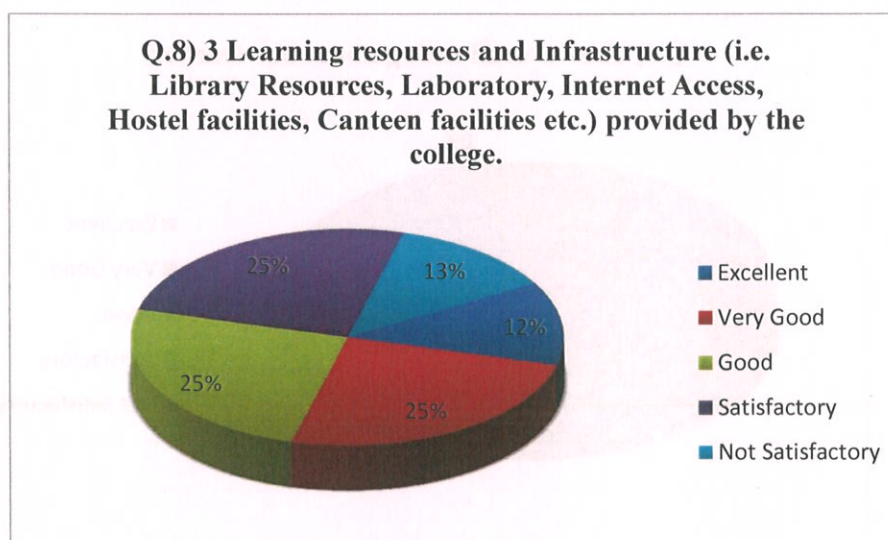
Q.7) Your rating about the Institute Discipline?

	Grade	No. of Parents	Percentage
Q.7)	Excellent	1	12.50%
	Very Good	4	50.00%
	Good	3	37.50%
	Satisfactory	0	0.00%
	Not Satisfactory	0	0.00%



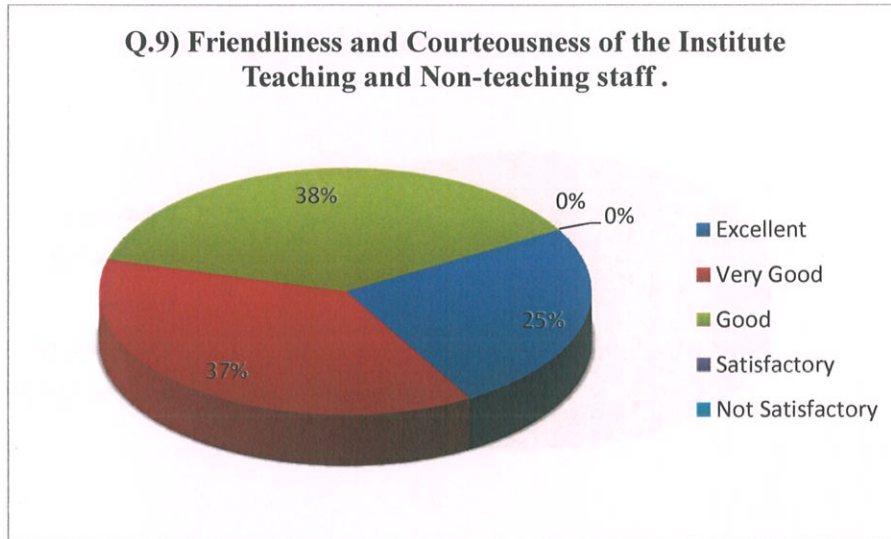
Q.8) 3 Learning resources and Infrastructure (i.e. Library Resources, Laboratory, Internet Access, Hostel facilities, Canteen facilities etc.) provided by the college.

	Grade	No. of Parents	Percentage
Q.8)	Excellent	1	12.50%
	Very Good	2	25.00%
	Good	2	25.00%
	Satisfactory	2	25.00%
	Not Satisfactory	1	12.50%



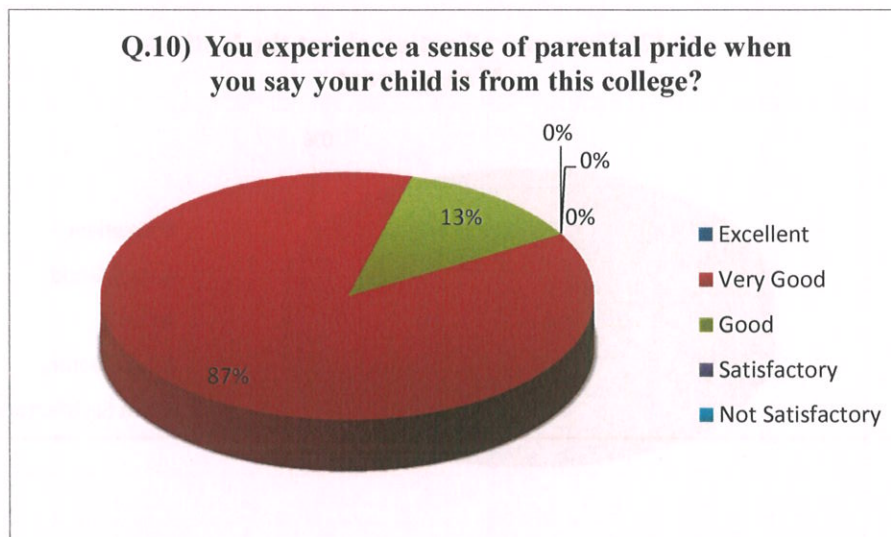
Q.9) Friendliness and Courteousness of the Institute Teaching and Non-teaching staff.

	Grade	No. of Parents	Percentage
Q.9)	Excellent	2	25.00%
	Very Good	3	37.50%
	Good	3	37.50%
	Satisfactory	0	0.00%
	Not Satisfactory	0	0.00%



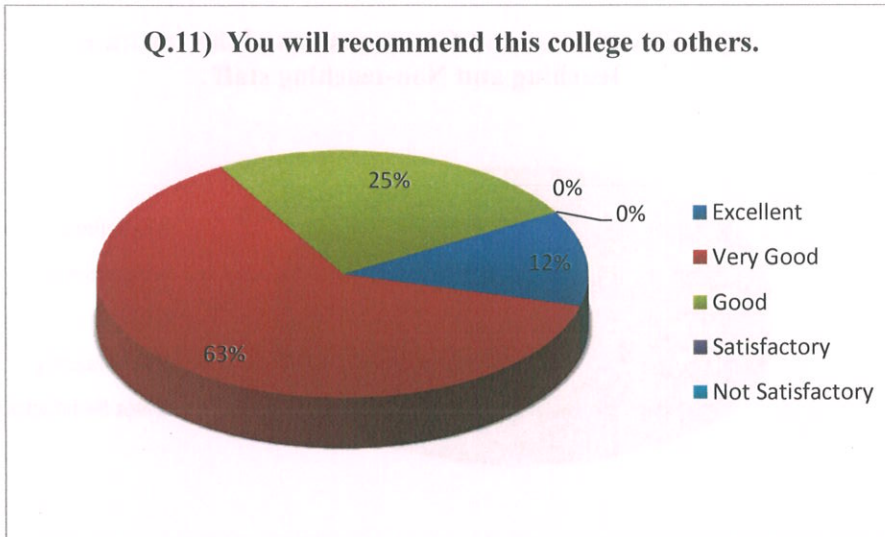
Q.10) You experience a sense of parental pride when you say your child is from this college?

	Grade	No. of Parents	Percentage
Q.10)	Excellent	0	0.00%
	Very Good	7	87.50%
	Good	1	12.50%
	Satisfactory	0	0.00%
	Not Satisfactory	0	0.00%



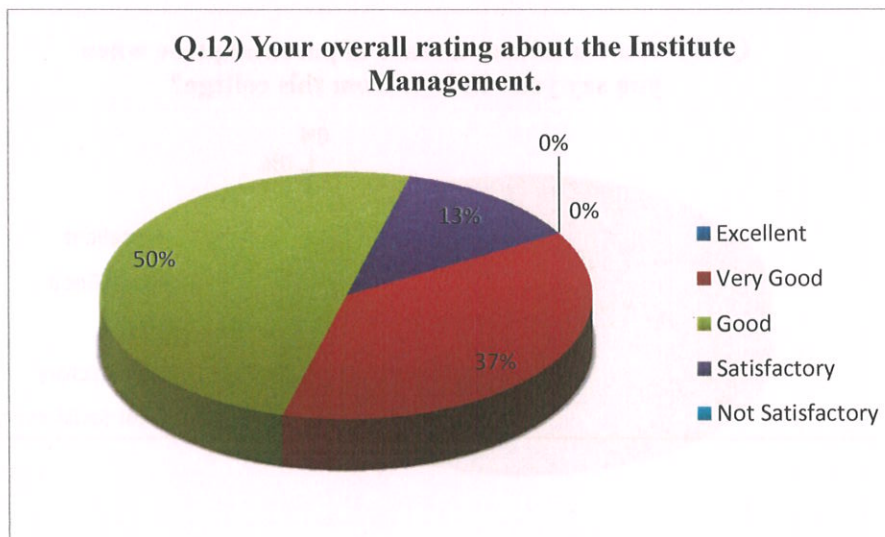
Q.11) You will recommend this college to others.

	Grade	No. of Parents	Percentage
Q.11)	Excellent	1	12.50%
	Very Good	5	62.50%
	Good	2	25.00%
	Satisfactory	0	0.00%
	Not Satisfactory	0	0.00%



Q.12) Your overall rating about the Institute Management.

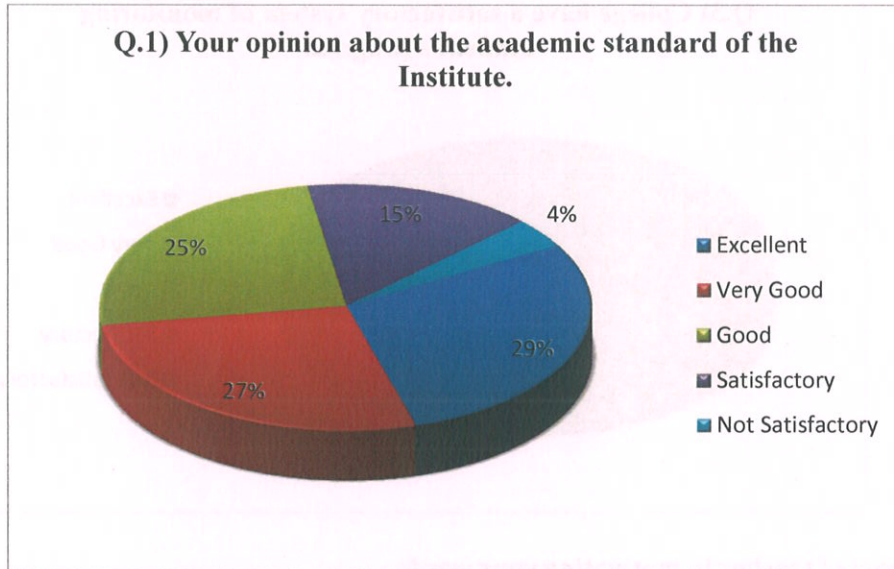
	Grade	No. of Parents	Percentage
Q.12)	Excellent	0	0.00%
	Very Good	3	37.50%
	Good	4	50.00%
	Satisfactory	1	12.50%
	Not Satisfactory	0	0.00%



NAME OF THE DEPARTMENT: BOTANY

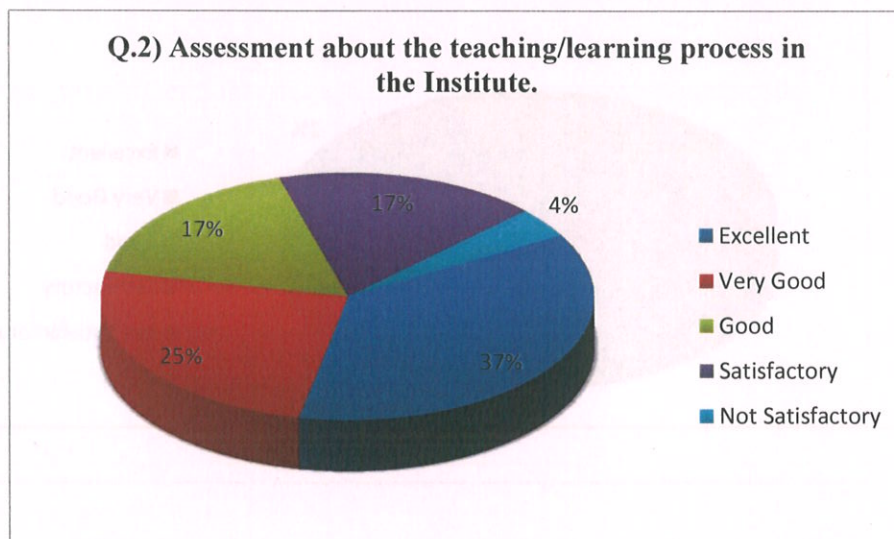
Q.1) Your opinion about the academic standard of the Institute.

	Grade	No. of Parents	Percentage
Q.1)	Excellent	15	28.85%
	Very Good	14	26.92%
	Good	13	25.00%
	Satisfactory	8	15.38%
	Not Satisfactory	2	3.85%



Q.2) Assessment about the teaching/learning process in the Institute.

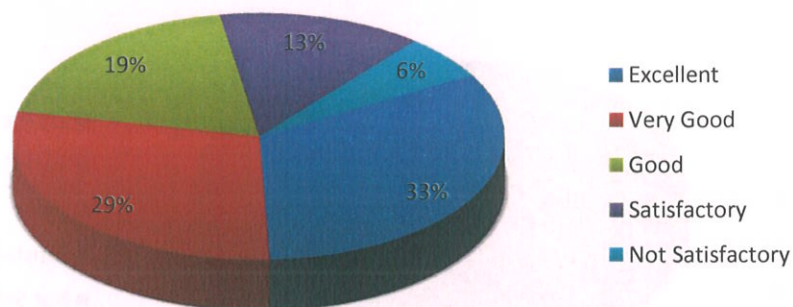
	Grade	No. of Parents	Percentage
Q.2)	Excellent	19	36.54%
	Very Good	13	25.00%
	Good	9	17.31%
	Satisfactory	9	17.31%
	Not Satisfactory	2	3.85%



Q.3) College have a satisfactory system of monitoring student's progress.

	Grade	No. of Parents	Percentage
Q.3)	Excellent	17	32.69%
	Very Good	15	28.85%
	Good	10	19.23%
	Satisfactory	7	13.46%
	Not Satisfactory	3	5.77%

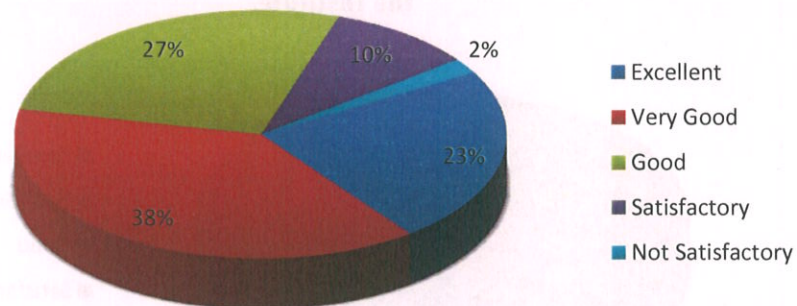
Q.3) College have a satisfactory system of monitoring student's progress



Q.4) The impact of teacher in motivating your ward.

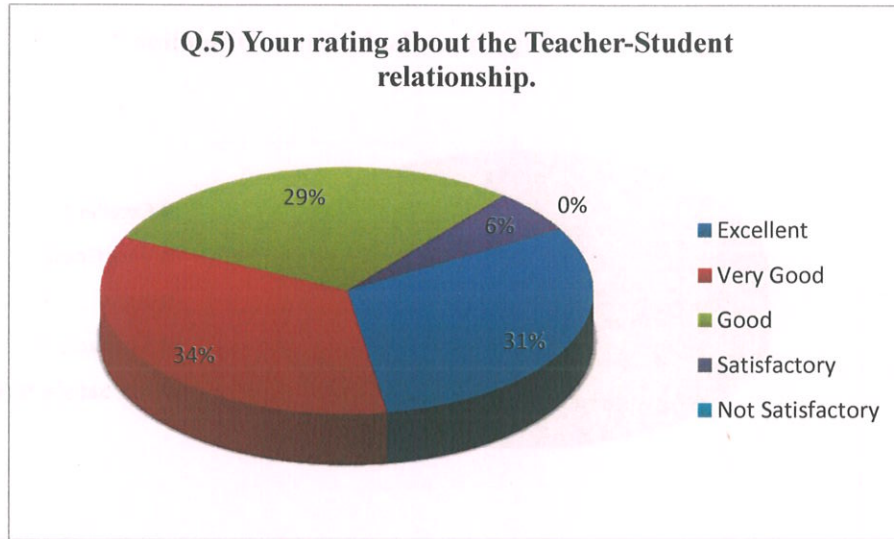
	Grade	No. of Parents	Percentage
Q.4)	Excellent	12	23.08%
	Very Good	20	38.46%
	Good	14	26.92%
	Satisfactory	5	9.62%
	Not Satisfactory	1	1.92%

Q.4) The impact of teacher in motivating your ward.



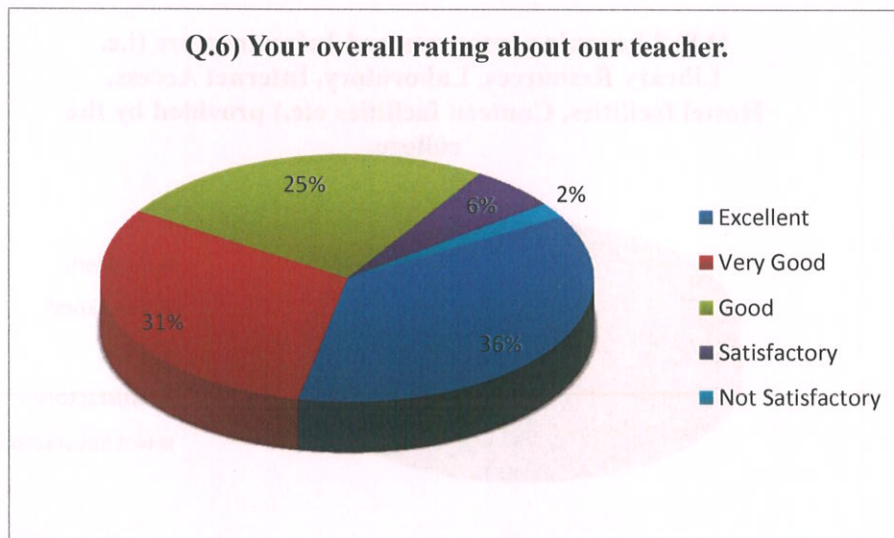
Q.5) Your rating about the Teacher-Student relationship.

	Grade	No. of Parents	Percentage
Q.5)	Excellent	16	30.77%
	Very Good	18	34.62%
	Good	15	28.85%
	Satisfactory	3	5.77%
	Not Satisfactory	0	0.00%



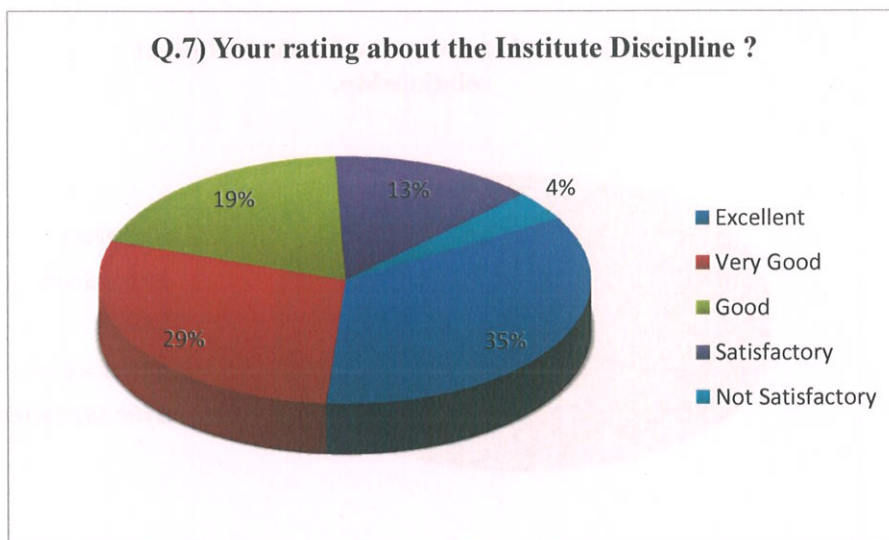
Q.6) Your overall rating about our teacher.

	Grade	No. of Parents	Percentage
Q.6)	Excellent	19	36.54%
	Very Good	16	30.77%
	Good	13	25.00%
	Satisfactory	3	5.77%
	Not Satisfactory	1	1.92%



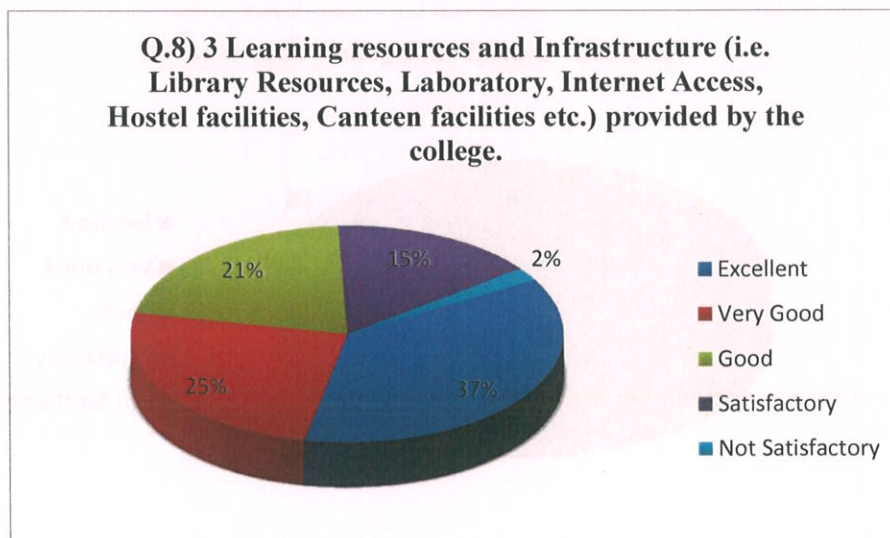
Q.7) Your rating about the Institute Discipline?

	Grade	No. of Parents	Percentage
Q.7)	Excellent	18	34.62%
	Very Good	15	28.85%
	Good	10	19.23%
	Satisfactory	7	13.46%
	Not Satisfactory	2	3.85%



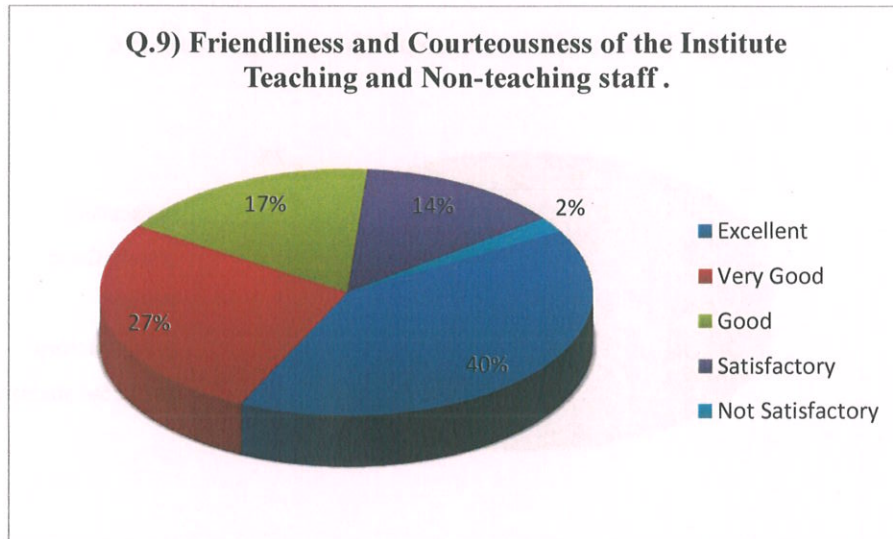
Q.8) 3 Learning resources and Infrastructure (i.e. Library Resources, Laboratory, Internet Access, Hostel facilities, Canteen facilities etc.) provided by the college.

	Grade	No. of Parents	Percentage
Q.8)	Excellent	19	36.54%
	Very Good	13	25.00%
	Good	11	21.15%
	Satisfactory	8	15.38%
	Not Satisfactory	1	1.92%



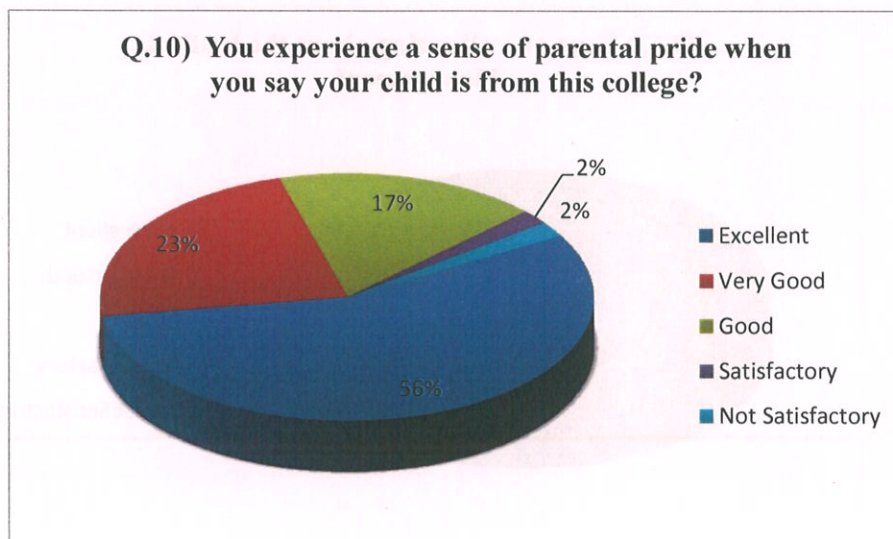
Q.9) Friendliness and Courteousness of the Institute Teaching and Non-teaching staff.

	Grade	No. of Parents	Percentage
Q.9)	Excellent	21	40.38%
	Very Good	14	26.92%
	Good	9	17.31%
	Satisfactory	7	13.46%
	Not Satisfactory	1	1.92%



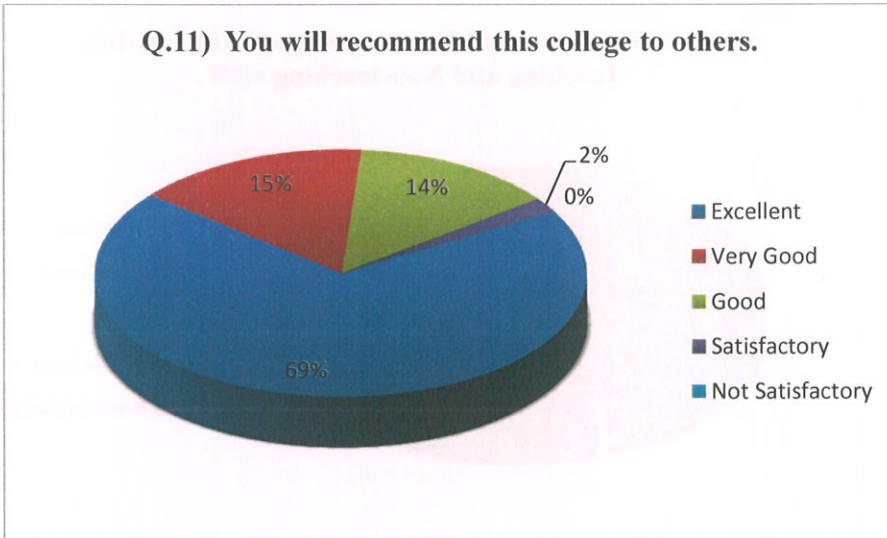
Q.10) You experience a sense of parental pride when you say your child is from this college?

	Grade	No. of Parents	Percentage
Q.10)	Excellent	29	55.77%
	Very Good	12	23.08%
	Good	9	17.31%
	Satisfactory	1	1.92%
	Not Satisfactory	1	1.92%



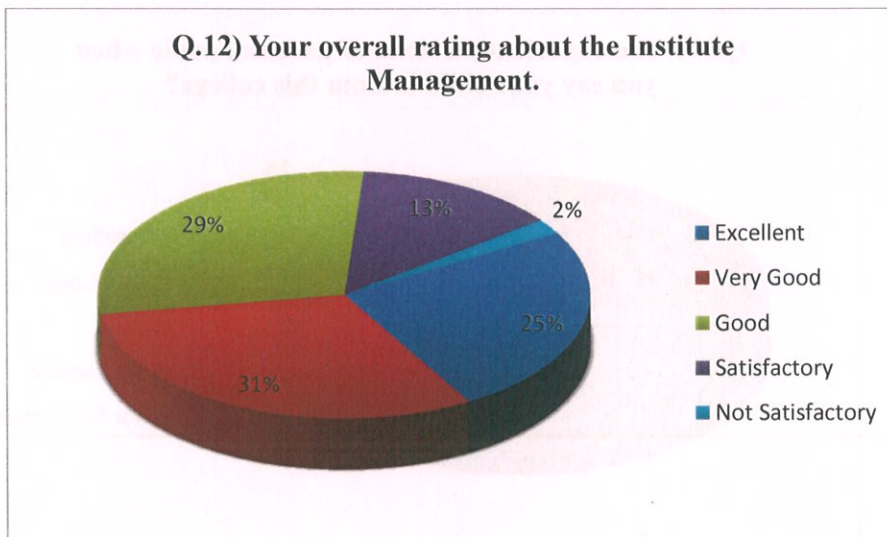
Q.11) You will recommend this college to others.

	Grade	No. of Parents	Percentage
Q.11)	Excellent	36	69.23%
	Very Good	8	15.38%
	Good	7	13.46%
	Satisfactory	1	1.92%
	Not Satisfactory	0	0.00%



Q.12) Your overall rating about the Institute Management.

	Grade	No. of Parents	Percentage
Q.12)	Excellent	13	25.00%
	Very Good	16	30.77%
	Good	15	28.85%
	Satisfactory	7	13.46%
	Not Satisfactory	1	1.92%

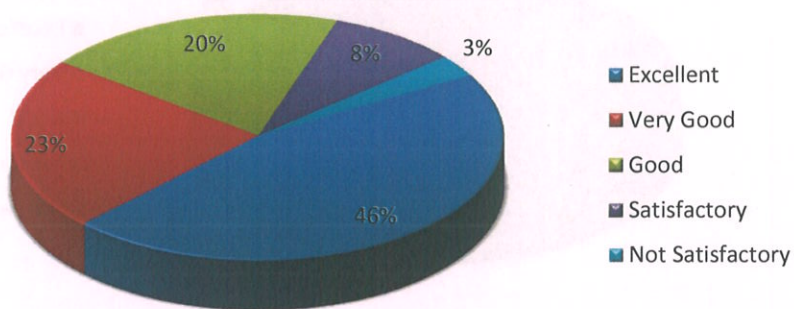


NAME OF THE DEPARTMENT: CHEMISTRY

Q.1) Your opinion about the academic standard of the Institute.

	Grade	No. of Parents	Percentage
Q.1)	Excellent	16	45.71%
	Very Good	8	22.86%
	Good	7	20.00%
	Satisfactory	3	8.57%
	Not Satisfactory	1	2.86%

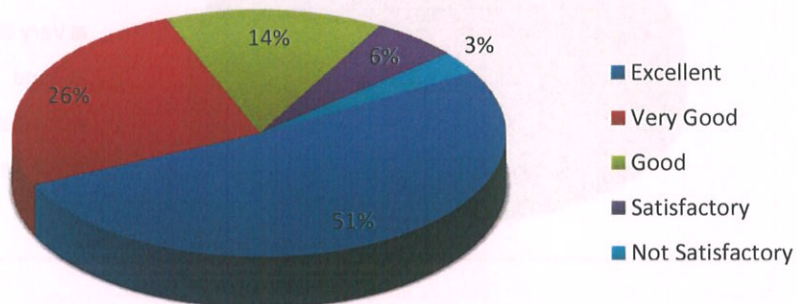
Q.1) Your opinion about the academic standard of the Institute.



Q.2) Assessment about the teaching/learning process in the Institute.

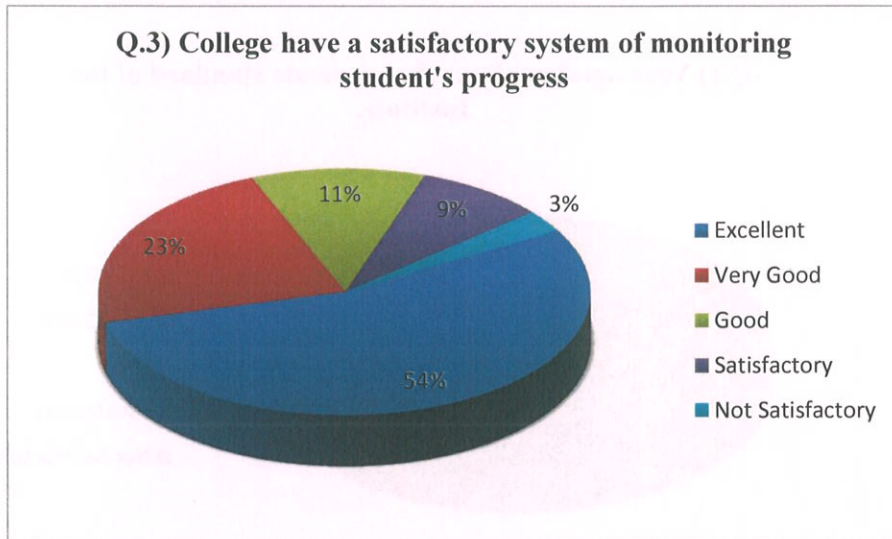
	Grade	No. of Parents	Percentage
Q.2)	Excellent	18	51.43%
	Very Good	9	25.71%
	Good	5	14.29%
	Satisfactory	2	5.71%
	Not Satisfactory	1	2.86%

Q.2) Assessment about the teaching/learning process in the Institute.



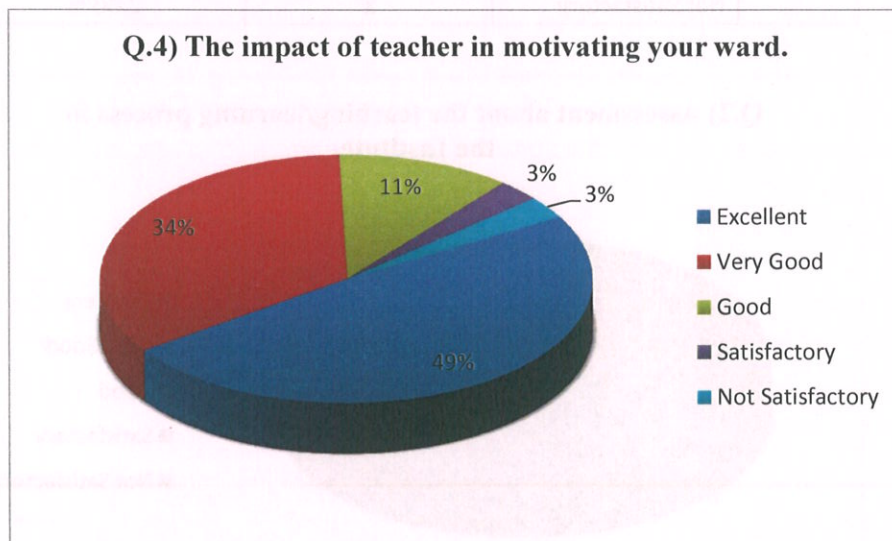
Q.3) College have a satisfactory system of monitoring student's progress.

	Grade	No. of Parents	Percentage
Q.3)	Excellent	19	54.29%
	Very Good	8	22.86%
	Good	4	11.43%
	Satisfactory	3	8.57%
	Not Satisfactory	1	2.86%



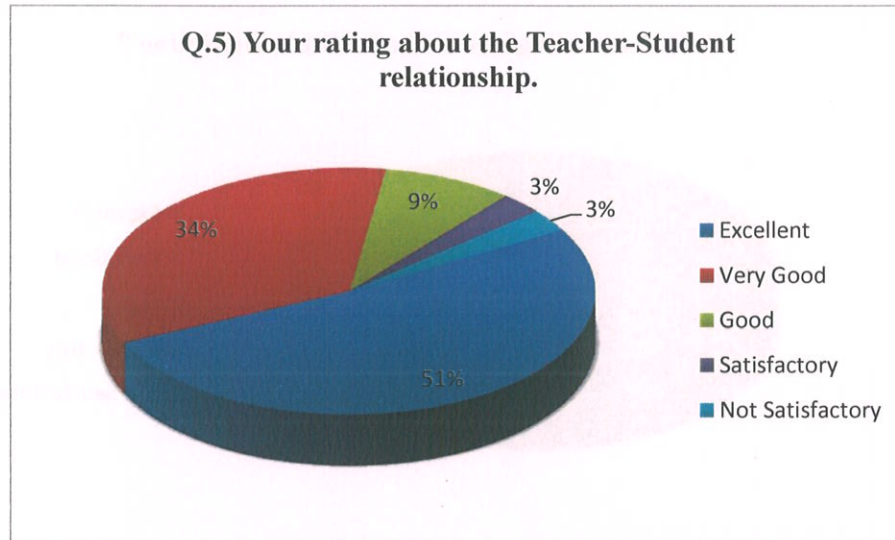
Q.4) The impact of teacher in motivating your ward.

	Grade	No. of Parents	Percentage
Q.4)	Excellent	17	48.57%
	Very Good	12	34.29%
	Good	4	11.43%
	Satisfactory	1	2.86%
	Not Satisfactory	1	2.86%



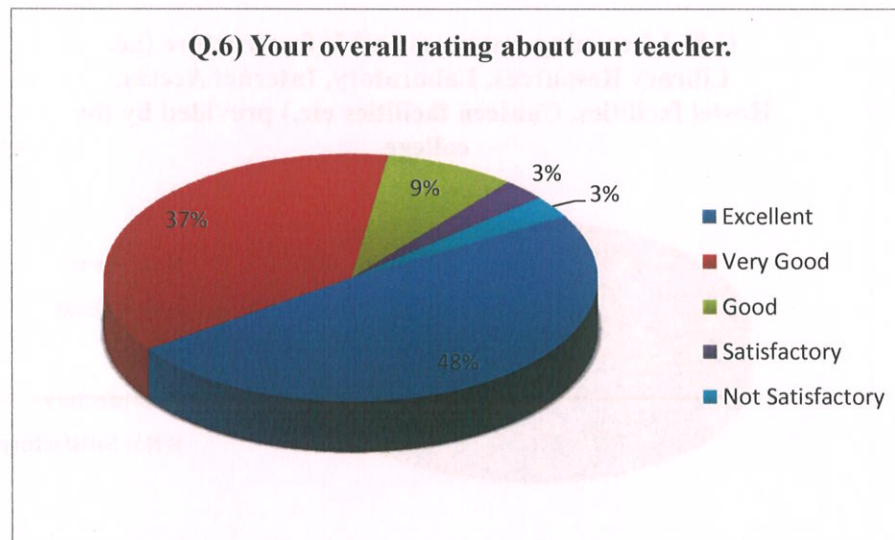
Q.5) Your rating about the Teacher-Student relationship.

	Grade	No. of Parents	Percentage
Q.5)	Excellent	18	51.43%
	Very Good	12	34.29%
	Good	3	8.57%
	Satisfactory	1	2.86%
	Not Satisfactory	1	2.86%



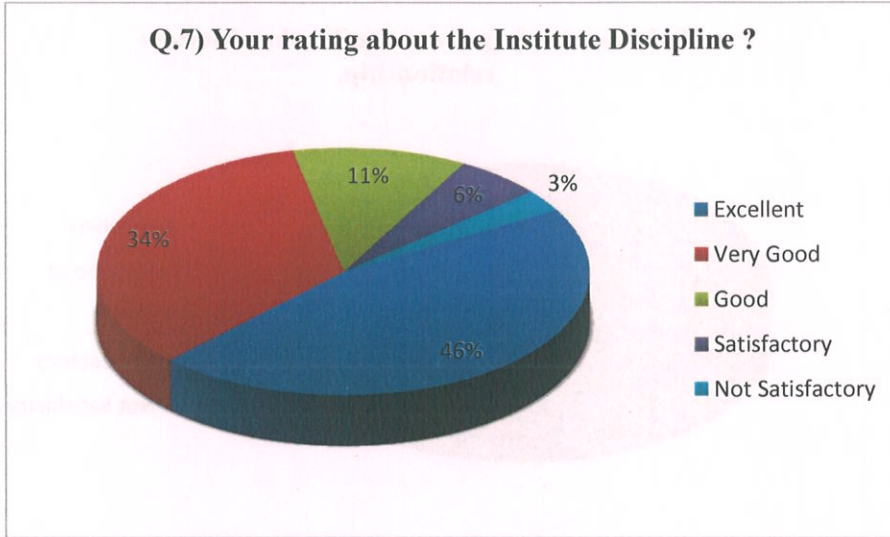
Q.6) Your overall rating about our teacher.

	Grade	No. of Parents	Percentage
Q.6)	Excellent	17	48.57%
	Very Good	13	37.14%
	Good	3	8.57%
	Satisfactory	1	2.86%
	Not Satisfactory	1	2.86%



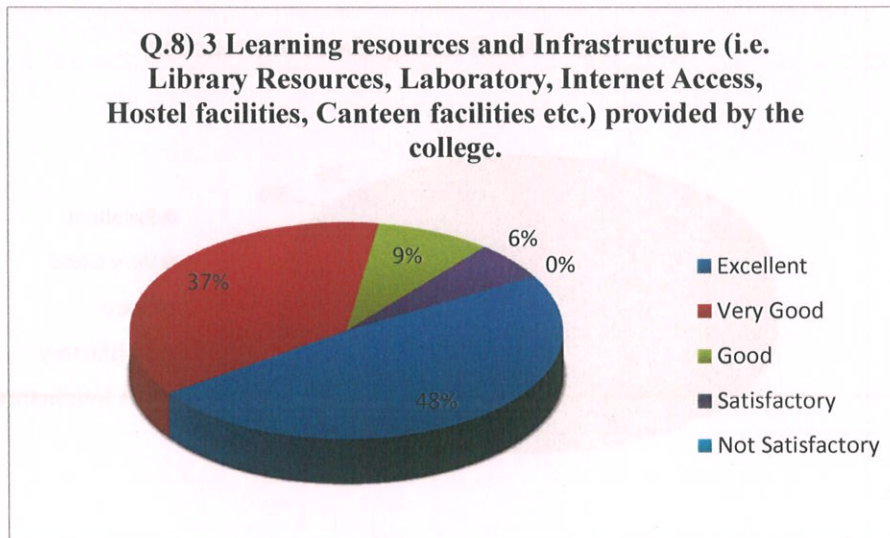
Q.7) Your rating about the Institute Discipline?

	Grade	No. of Parents	Percentage
Q.7)	Excellent	16	45.71%
	Very Good	12	34.29%
	Good	4	11.43%
	Satisfactory	2	5.71%
	Not Satisfactory	1	2.86%



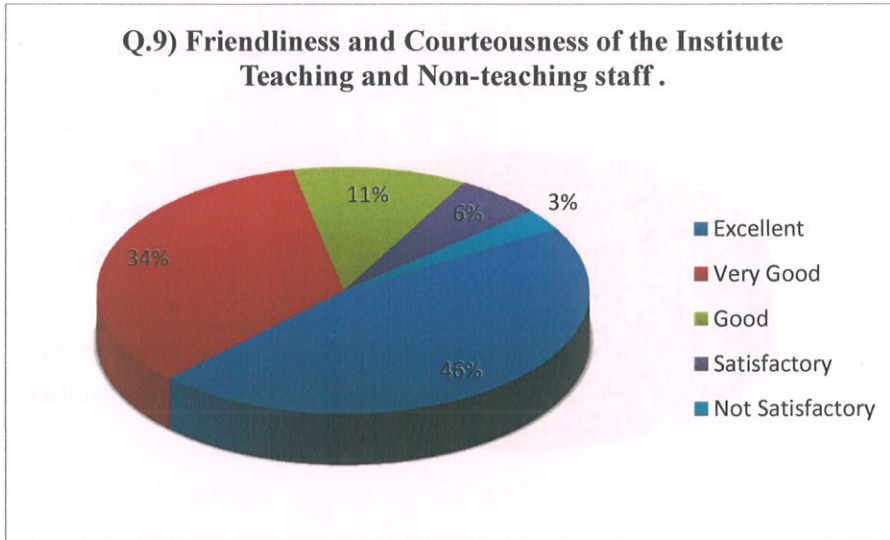
Q.8) 3 Learning resources and Infrastructure (i.e. Library Resources, Laboratory, Internet Access, Hostel facilities, Canteen facilities etc.) provided by the college.

	Grade	No. of Parents	Percentage
Q.8)	Excellent	17	48.57%
	Very Good	13	37.14%
	Good	3	8.57%
	Satisfactory	2	5.71%
	Not Satisfactory	0	0.00%



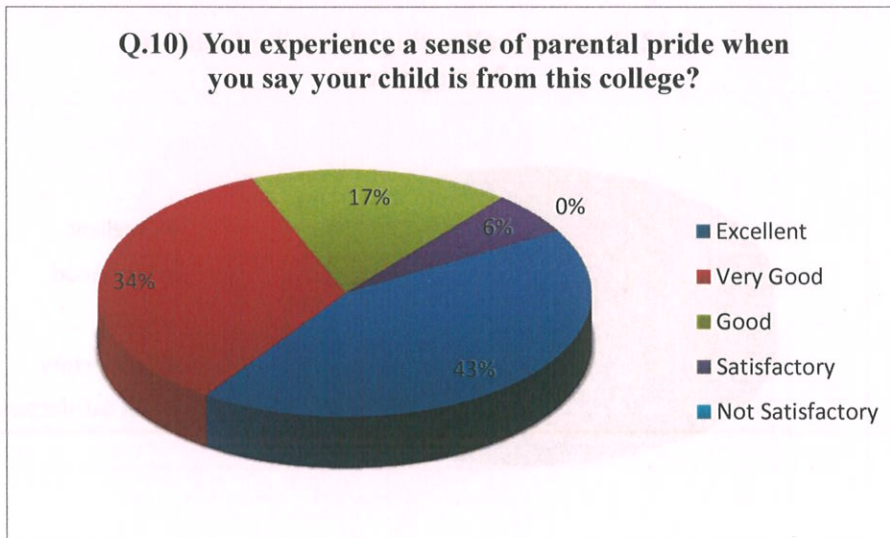
Q.9) Friendliness and Courteousness of the Institute Teaching and Non-teaching staff.

	Grade	No. of Parents	Percentage
Q.9)	Excellent	16	45.71%
	Very Good	12	34.29%
	Good	4	11.43%
	Satisfactory	2	5.71%
	Not Satisfactory	1	2.86%



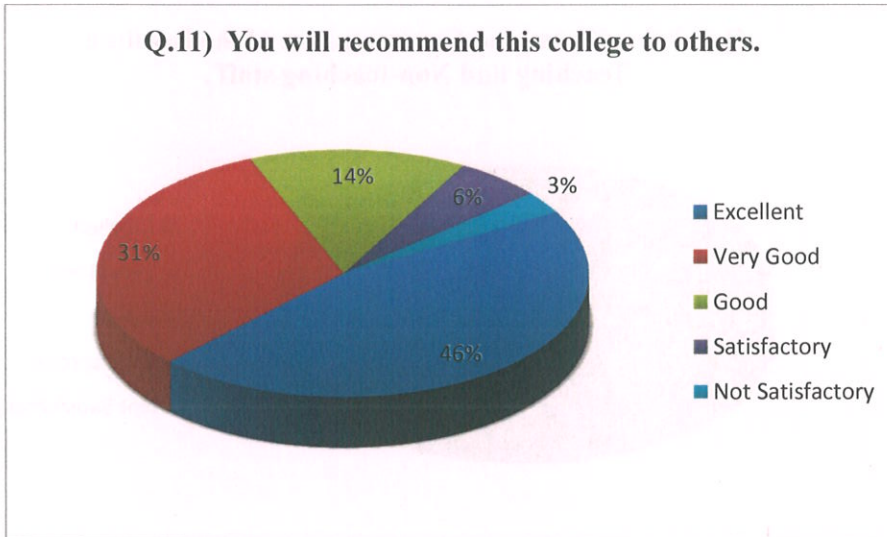
Q.10) You experience a sense of parental pride when you say your child is from this college?

	Grade	No. of Parents	Percentage
Q.10)	Excellent	15	42.86%
	Very Good	12	34.29%
	Good	6	17.14%
	Satisfactory	2	5.71%
	Not Satisfactory	0	0.00%



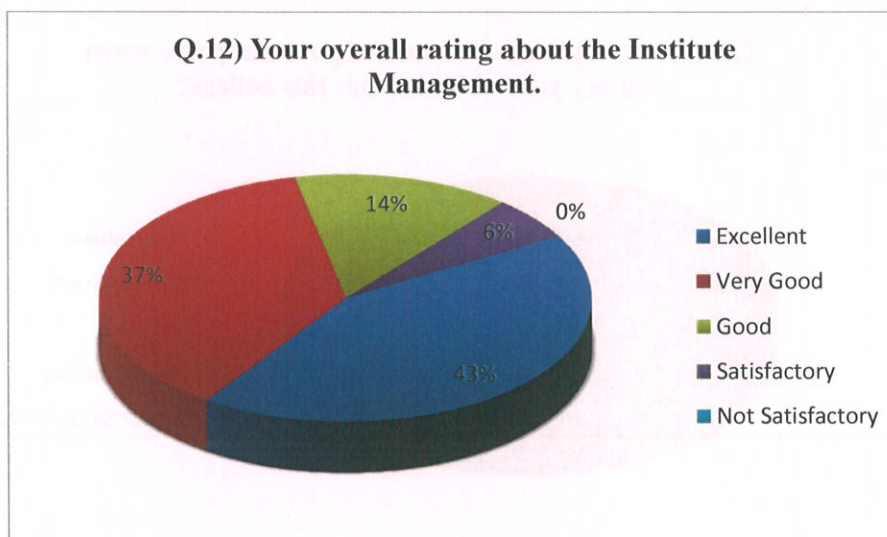
Q.11) You will recommend this college to others.

	Grade	No. of Parents	Percentage
Q.11)	Excellent	16	45.71%
	Very Good	11	31.43%
	Good	5	14.29%
	Satisfactory	2	5.71%
	Not Satisfactory	1	2.86%



Q.12) Your overall rating about the Institute Management.

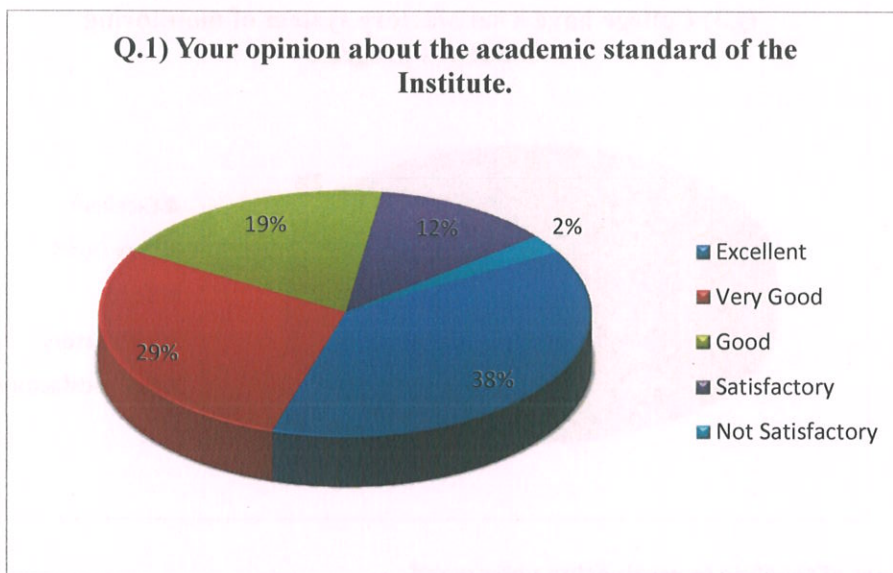
	Grade	No. of Parents	Percentage
Q.12)	Excellent	15	42.86%
	Very Good	13	37.14%
	Good	5	14.29%
	Satisfactory	2	5.71%
	Not Satisfactory	0	0.00%



NAME OF THE DEPARTMENT: COMMERCE

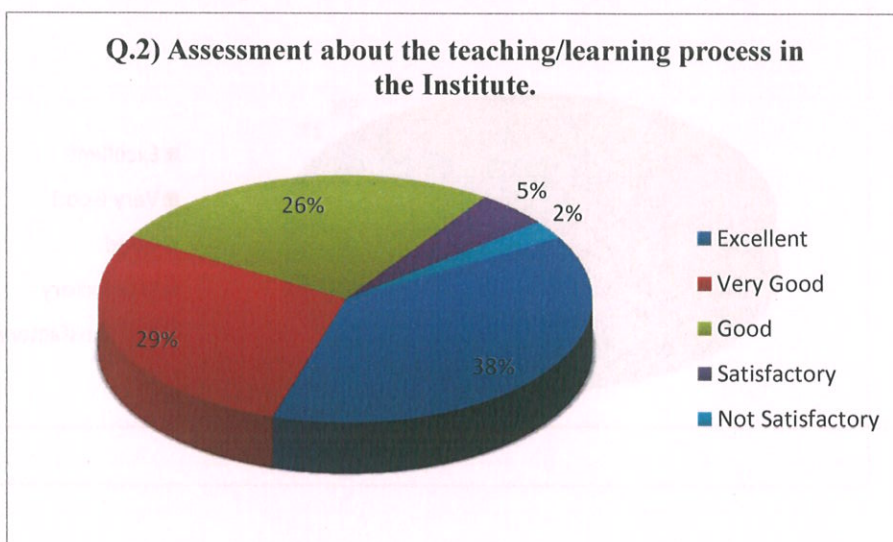
Q.1) Your opinion about the academic standard of the Institute.

	Grade	No. of Parents	Percentage
Q.1)	Excellent	16	38.10%
	Very Good	12	28.57%
	Good	8	19.05%
	Satisfactory	5	11.90%
	Not Satisfactory	1	2.38%



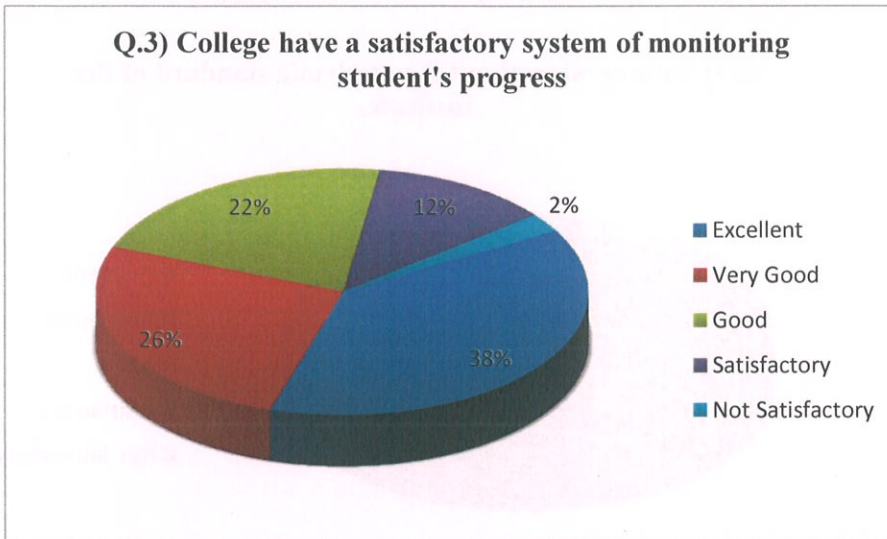
Q.2) Assessment about the teaching/learning process in the Institute.

	Grade	No. of Parents	Percentage
Q.2)	Excellent	16	38.10%
	Very Good	12	28.57%
	Good	11	26.19%
	Satisfactory	2	4.76%
	Not Satisfactory	1	2.38%



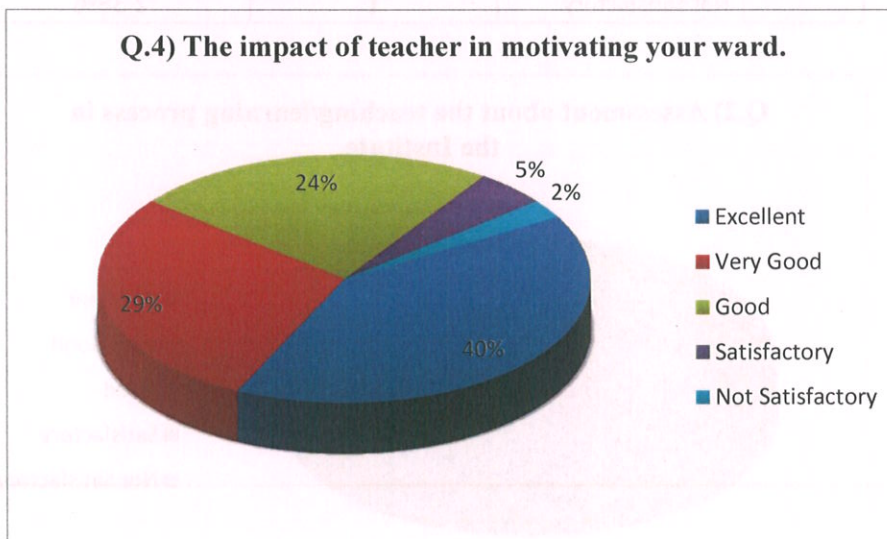
Q.3) College have a satisfactory system of monitoring student's progress.

	Grade	No. of Parents	Percentage
Q.3)	Excellent	16	38.10%
	Very Good	11	26.19%
	Good	9	21.43%
	Satisfactory	5	11.90%
	Not Satisfactory	1	2.38%



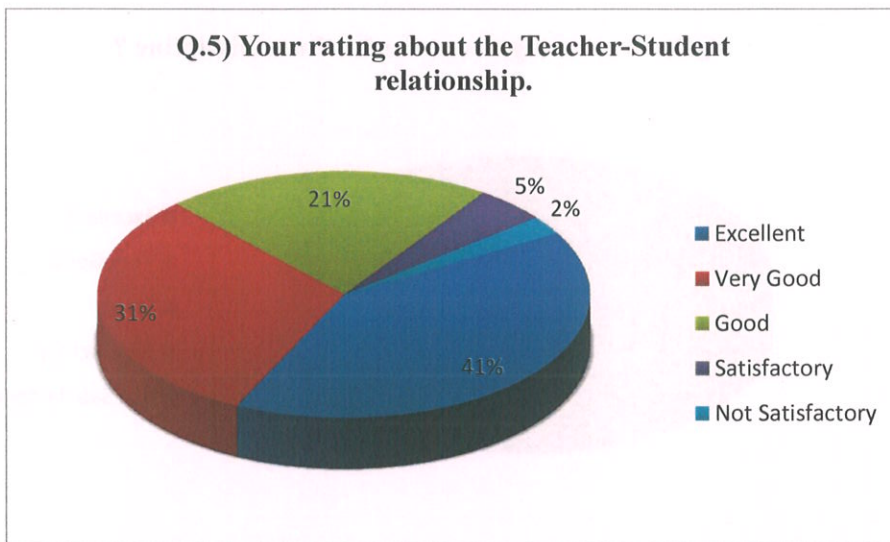
Q.4) The impact of teacher in motivating your ward.

	Grade	No. of Parents	Percentage
Q.4)	Excellent	17	40.48%
	Very Good	12	28.57%
	Good	10	23.81%
	Satisfactory	2	4.76%
	Not Satisfactory	1	2.38%



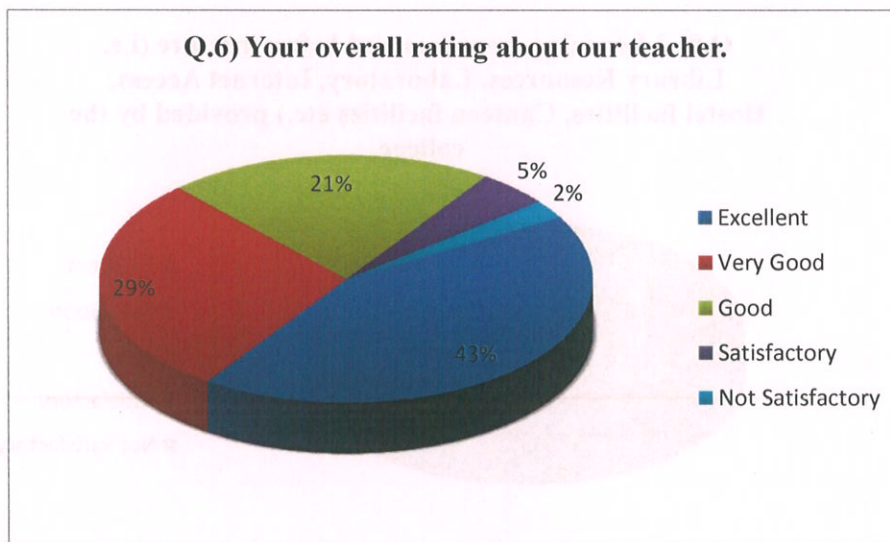
Q.5) Your rating about the Teacher-Student relationship.

	Grade	No. of Parents	Percentage
Q.5)	Excellent	17	40.48%
	Very Good	13	30.95%
	Good	9	21.43%
	Satisfactory	2	4.76%
	Not Satisfactory	1	2.38%



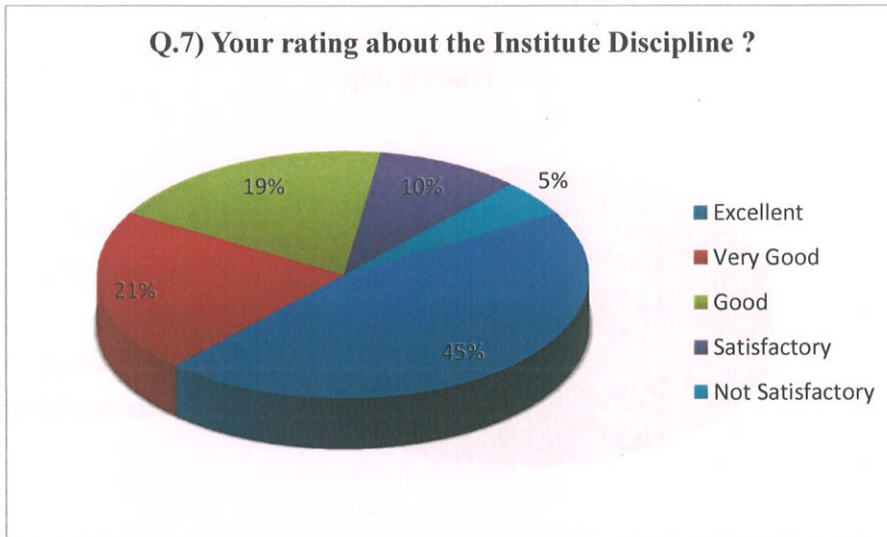
Q.6) Your overall rating about our teacher.

	Grade	No. of Parents	Percentage
Q.6)	Excellent	18	42.86%
	Very Good	12	28.57%
	Good	9	21.43%
	Satisfactory	2	4.76%
	Not Satisfactory	1	2.38%



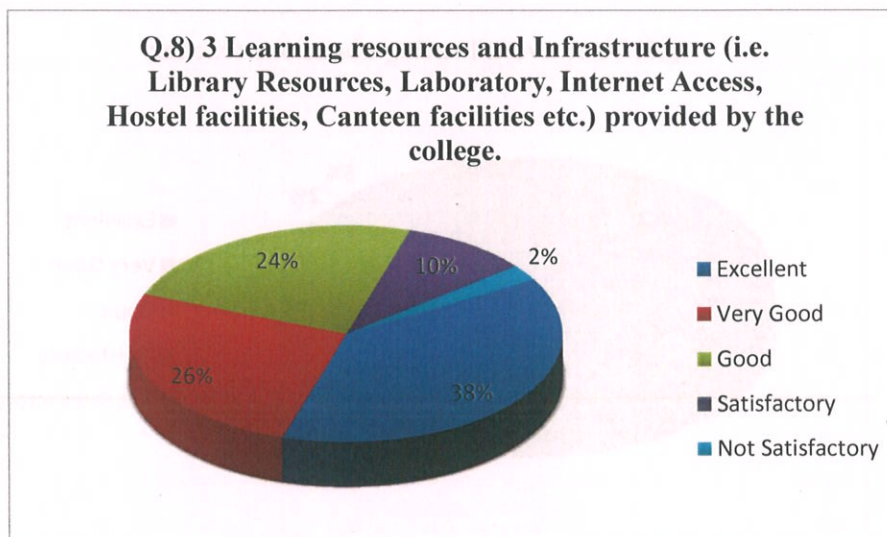
Q.7) Your rating about the Institute Discipline?

	Grade	No. of Parents	Percentage
Q.7)	Excellent	19	45.24%
	Very Good	9	21.43%
	Good	8	19.05%
	Satisfactory	4	9.52%
	Not Satisfactory	2	4.76%



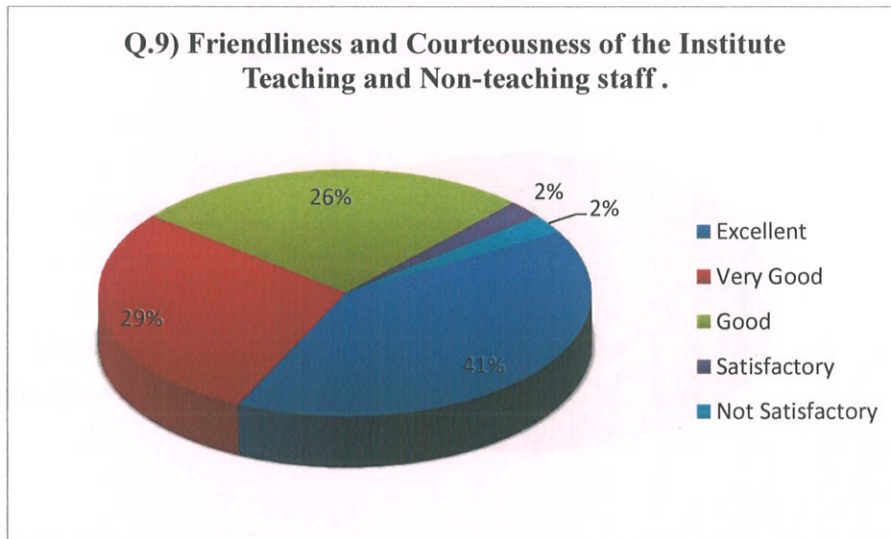
Q.8) 3 Learning resources and Infrastructure (i.e. Library Resources, Laboratory, Internet Access, Hostel facilities, Canteen facilities etc.) provided by the college.

	Grade	No. of Parents	Percentage
Q.8)	Excellent	16	38.10%
	Very Good	11	26.19%
	Good	10	23.81%
	Satisfactory	4	9.52%
	Not Satisfactory	1	2.38%



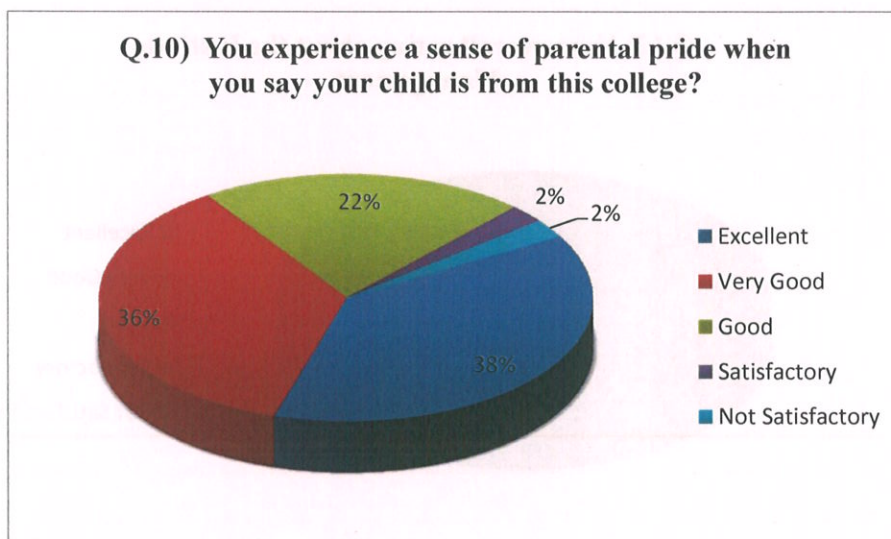
Q.9) Friendliness and Courteousness of the Institute Teaching and Non-teaching staff.

	Grade	No. of Parents	Percentage
Q.9)	Excellent	17	40.48%
	Very Good	12	28.57%
	Good	11	26.19%
	Satisfactory	1	2.38%
	Not Satisfactory	1	2.38%



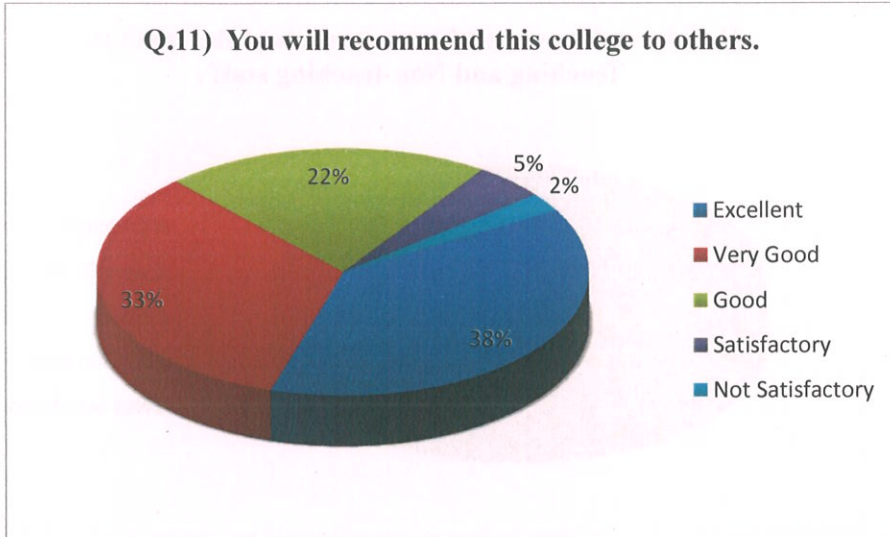
Q.10) You experience a sense of parental pride when you say your child is from this college?

	Grade	No. of Parents	Percentage
Q.10)	Excellent	16	38.10%
	Very Good	15	35.71%
	Good	9	21.43%
	Satisfactory	1	2.38%
	Not Satisfactory	1	2.38%



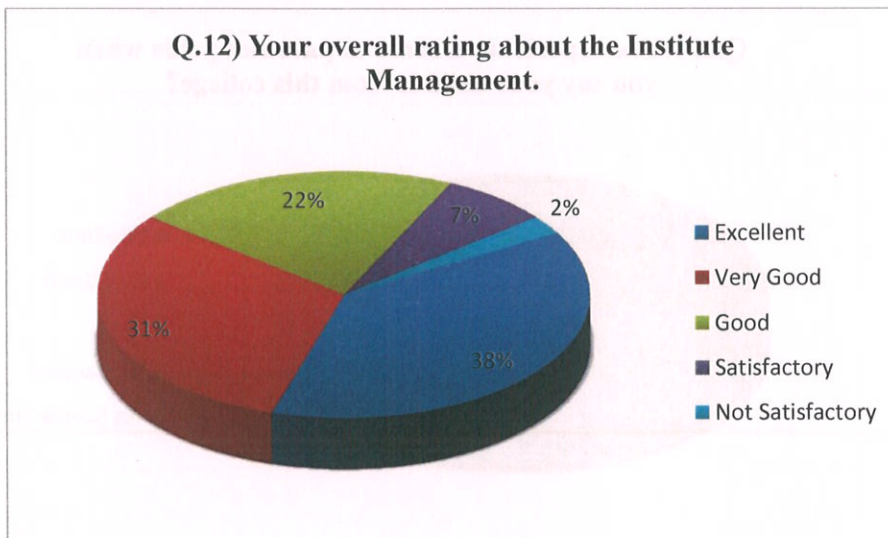
Q.11) You will recommend this college to others.

	Grade	No. of Parents	Percentage
Q.11)	Excellent	16	38.10%
	Very Good	14	33.33%
	Good	9	21.43%
	Satisfactory	2	4.76%
	Not Satisfactory	1	2.38%



Q.12) Your overall rating about the Institute Management.

	Grade	No. of Parents	Percentage
Q.12)	Excellent	16	38.10%
	Very Good	13	30.95%
	Good	9	21.43%
	Satisfactory	3	7.14%
	Not Satisfactory	1	2.38%

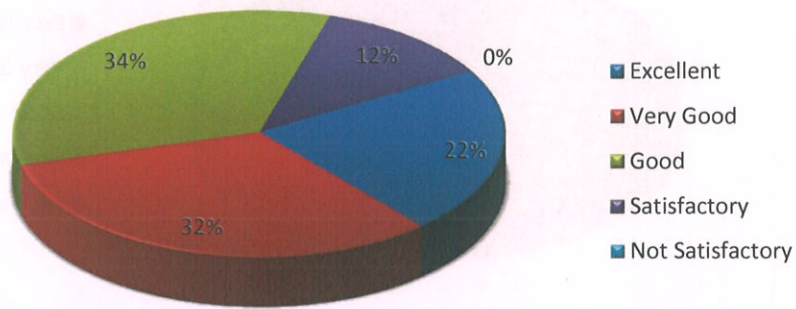


NAME OF THE DEPARTMENT: COMPUTER SCIENCE

Q.1) Your opinion about the academic standard of the Institute.

	Grade	No. of Parents	Percentage
Q.1)	Excellent	11	22.00%
	Very Good	16	32.00%
	Good	17	34.00%
	Satisfactory	6	12.00%
	Not Satisfactory	0	0.00%

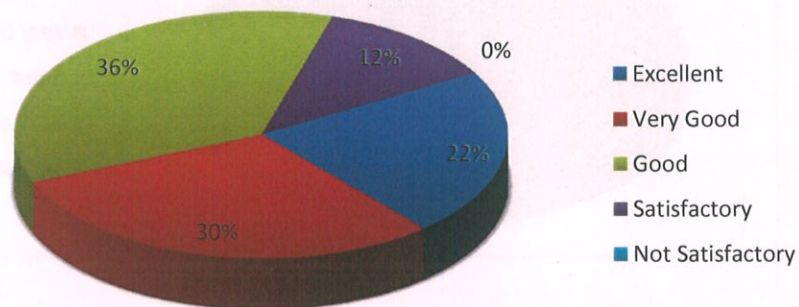
Q.1) Your opinion about the academic standard of the Institute.



Q.2) Assessment about the teaching/learning process in the Institute.

	Grade	No. of Parents	Percentage
Q.2)	Excellent	11	22.00%
	Very Good	15	30.00%
	Good	18	36.00%
	Satisfactory	6	12.00%
	Not Satisfactory	0	0.00%

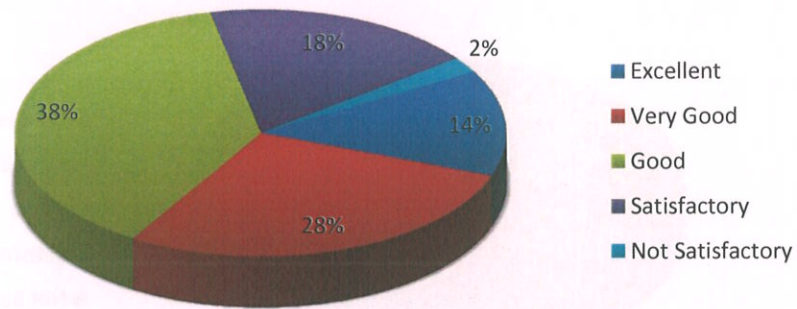
Q.2) Assessment about the teaching/learning process in the Institute.



Q.3) College have a satisfactory system of monitoring student's progress.

	Grade	No. of Parents	Percentage
Q.3)	Excellent	7	14.00%
	Very Good	14	28.00%
	Good	19	38.00%
	Satisfactory	9	18.00%
	Not Satisfactory	1	2.00%

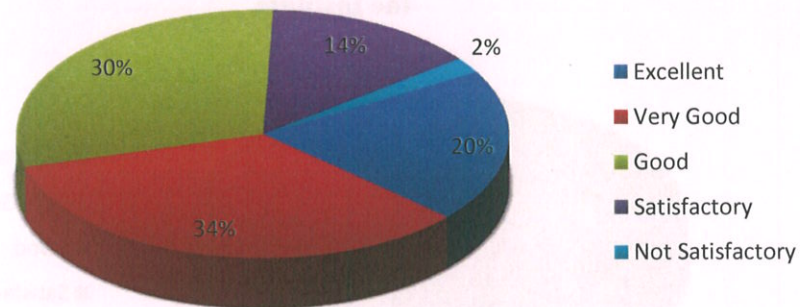
Q.3) College have a satisfactory system of monitoring student's progress



Q.4) The impact of teacher in motivating your ward.

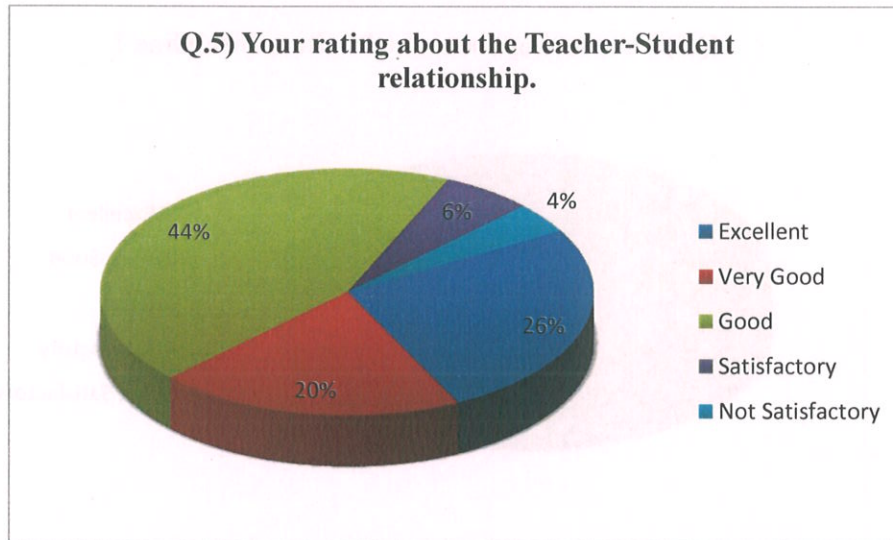
	Grade	No. of Parents	Percentage
Q.4)	Excellent	10	20.00%
	Very Good	17	34.00%
	Good	15	30.00%
	Satisfactory	7	14.00%
	Not Satisfactory	1	2.00%

Q.4) The impact of teacher in motivating your ward.



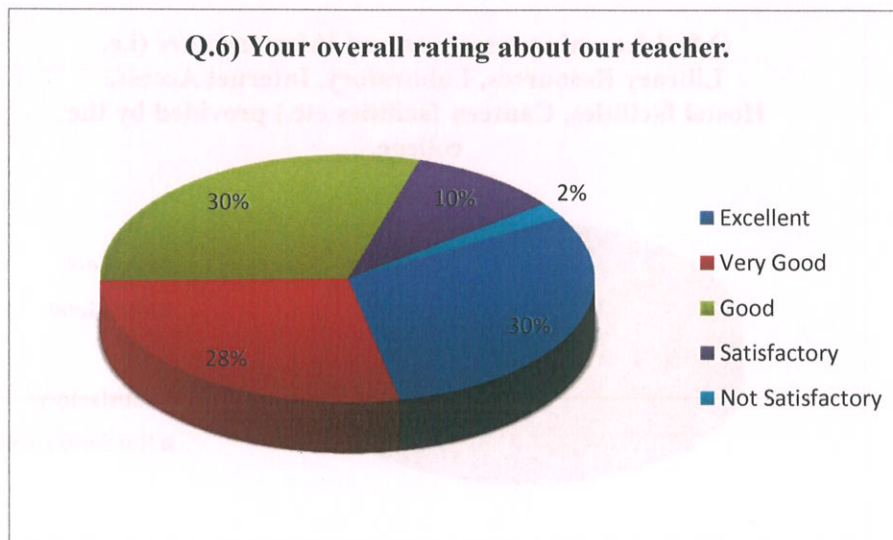
Q.5) Your rating about the Teacher-Student relationship.

	Grade	No. of Parents	Percentage
Q.5)	Excellent	13	26.00%
	Very Good	10	20.00%
	Good	22	44.00%
	Satisfactory	3	6.00%
	Not Satisfactory	2	4.00%



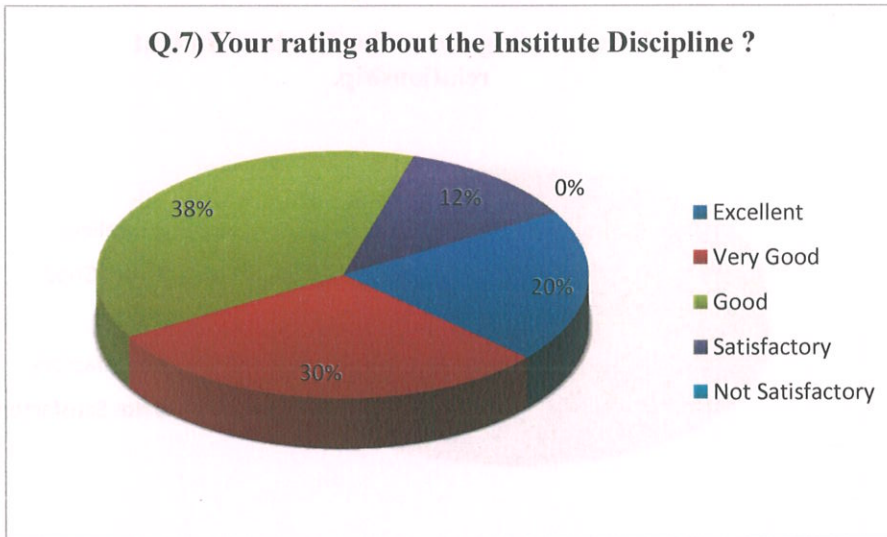
Q.6) Your overall rating about our teacher.

	Grade	No. of Parents	Percentage
Q.6)	Excellent	15	30.00%
	Very Good	14	28.00%
	Good	15	30.00%
	Satisfactory	5	10.00%
	Not Satisfactory	1	2.00%



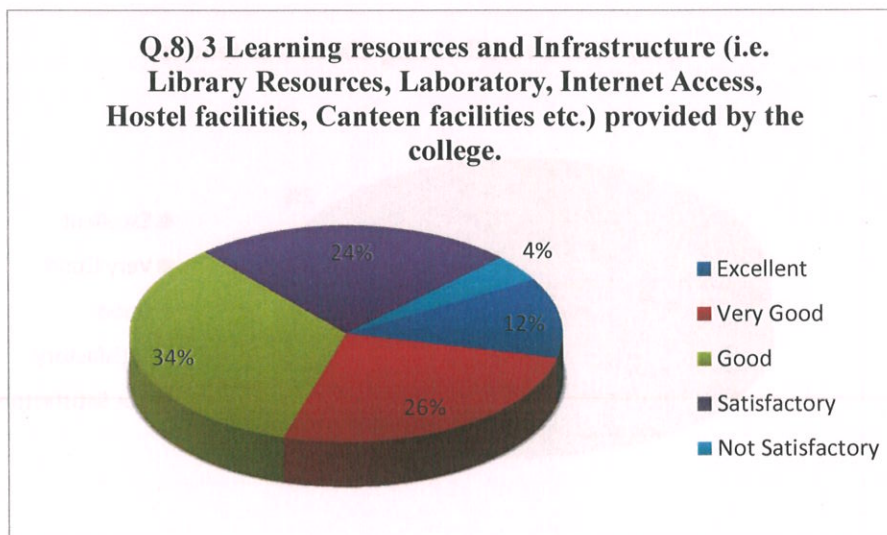
Q.7) Your rating about the Institute Discipline?

	Grade	No. of Parents	Percentage
Q.7)	Excellent	10	20.00%
	Very Good	15	30.00%
	Good	19	38.00%
	Satisfactory	6	12.00%
	Not Satisfactory	0	0.00%



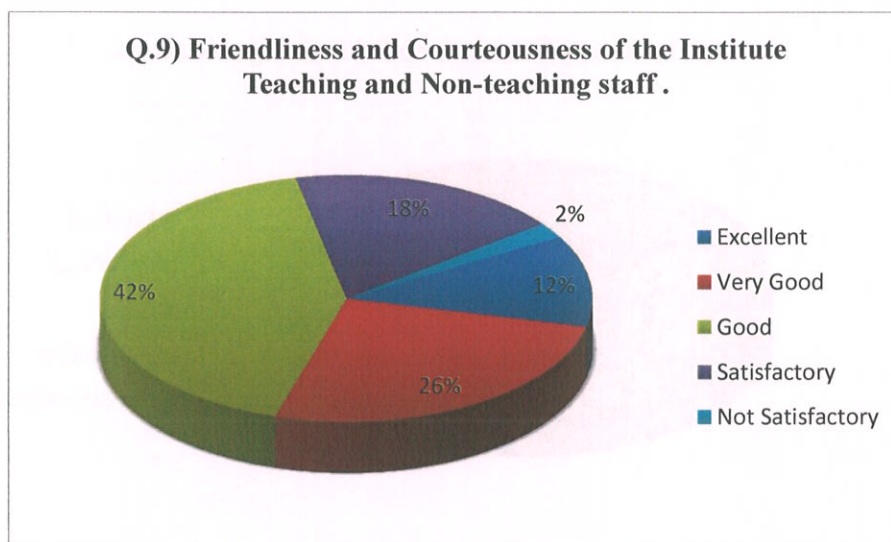
Q.8) 3 Learning resources and Infrastructure (i.e. Library Resources, Laboratory, Internet Access, Hostel facilities, Canteen facilities etc.) provided by the college.

	Grade	No. of Parents	Percentage
Q.8)	Excellent	6	12.00%
	Very Good	13	26.00%
	Good	17	34.00%
	Satisfactory	12	24.00%
	Not Satisfactory	2	4.00%



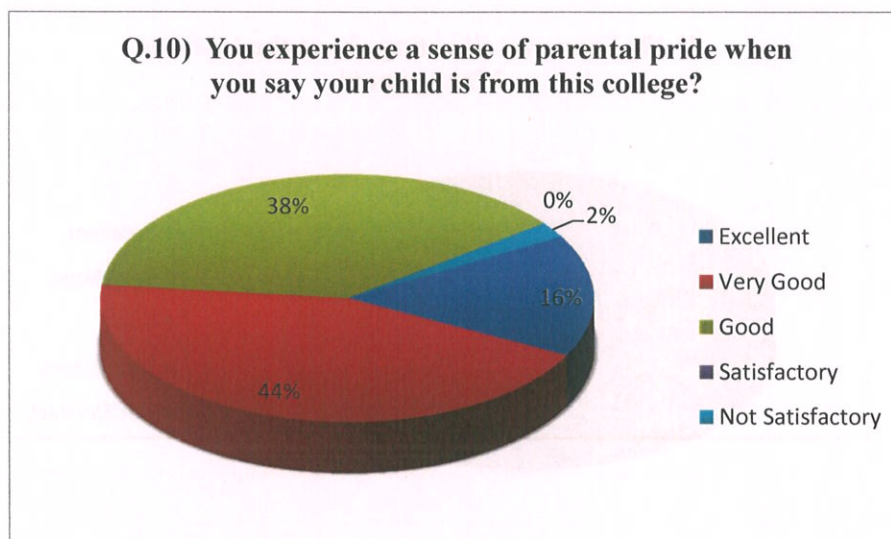
Q.9) Friendliness and Courteousness of the Institute Teaching and Non-teaching staff.

	Grade	No. of Parents	Percentage
Q.9)	Excellent	6	12.00%
	Very Good	13	26.00%
	Good	21	42.00%
	Satisfactory	9	18.00%
	Not Satisfactory	1	2.00%



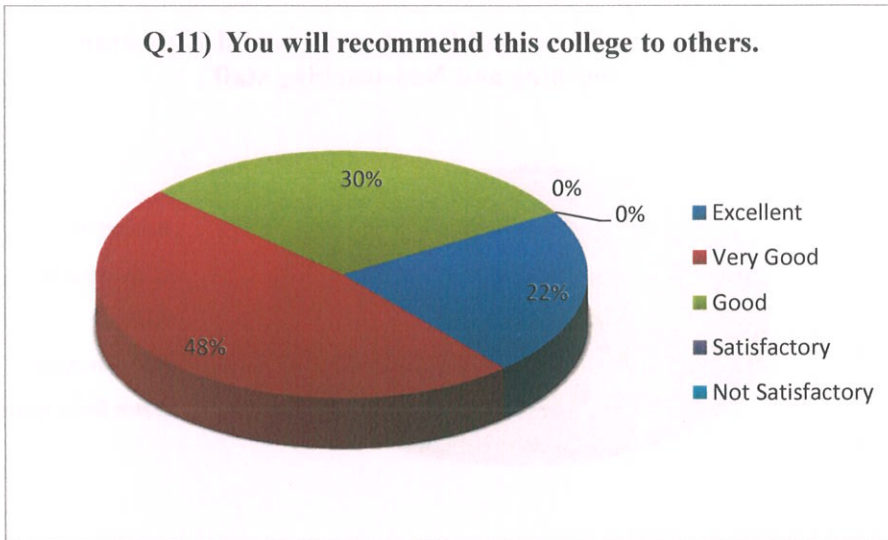
Q.10) You experience a sense of parental pride when you say your child is from this college?

	Grade	No. of Parents	Percentage
Q.10)	Excellent	8	16.00%
	Very Good	22	44.00%
	Good	19	38.00%
	Satisfactory	0	0.00%
	Not Satisfactory	1	2.00%



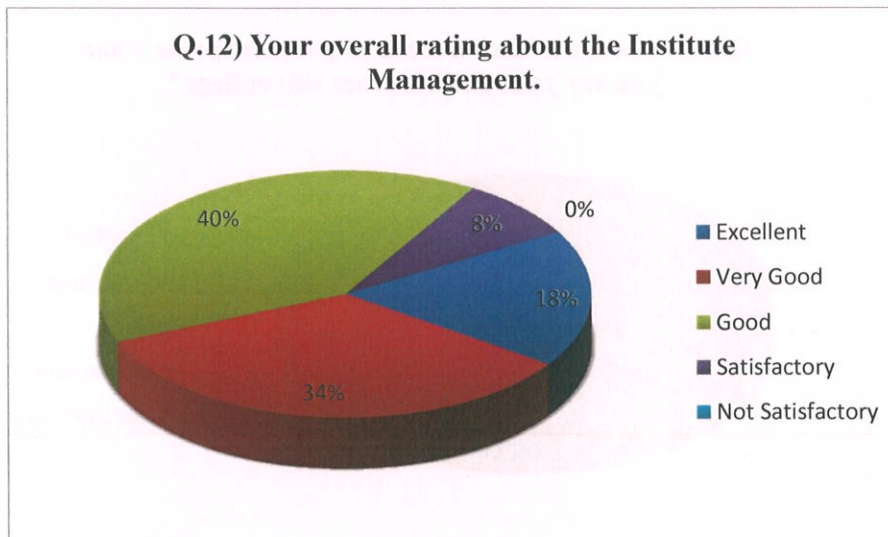
Q.11) You will recommend this college to others.

	Grade	No. of Parents	Percentage
Q.11)	Excellent	11	22.00%
	Very Good	24	48.00%
	Good	15	30.00%
	Satisfactory	0	0.00%
	Not Satisfactory	0	0.00%



Q.12) Your overall rating about the Institute Management.

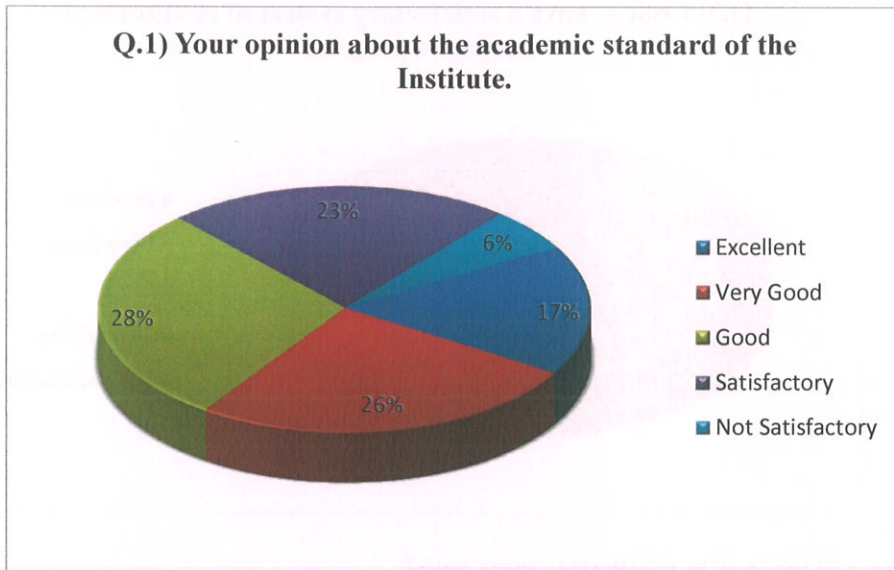
	Grade	No. of Parents	Percentage
Q.12)	Excellent	9	18.00%
	Very Good	17	34.00%
	Good	20	40.00%
	Satisfactory	4	8.00%
	Not Satisfactory	0	0.00%



NAME OF THE DEPARTMENT: ECONOMICS

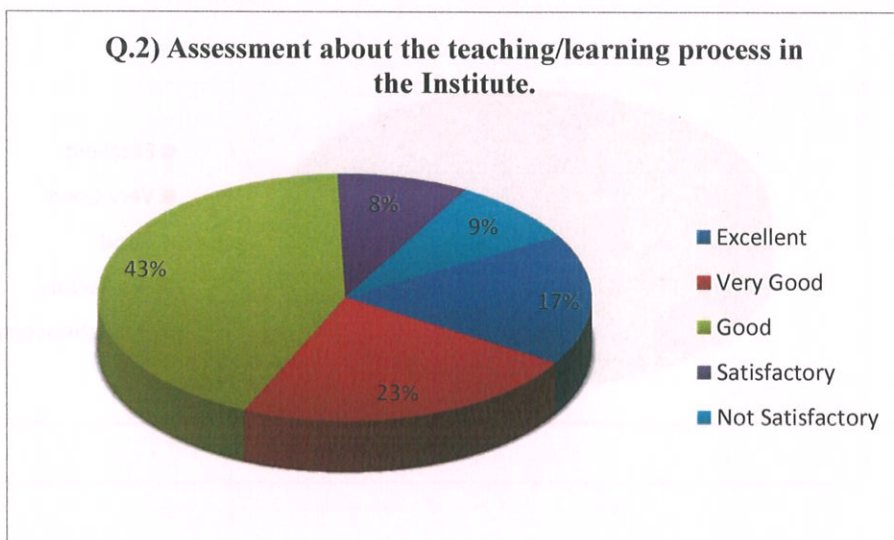
Q.1) Your opinion about the academic standard of the Institute.

	Grade	No. of Parents	Percentage
Q.1)	Excellent	6	17.14%
	Very Good	9	25.71%
	Good	10	28.57%
	Satisfactory	8	22.86%
	Not Satisfactory	2	5.71%



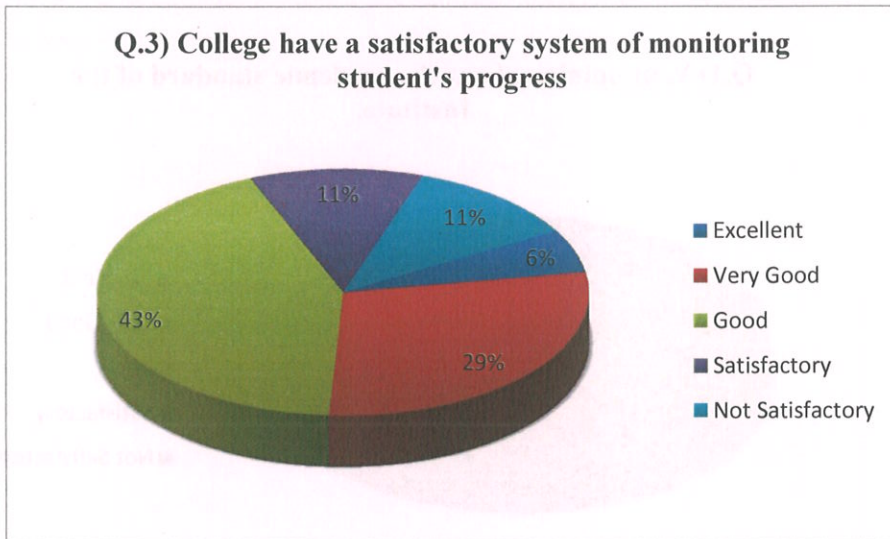
Q.2) Assessment about the teaching/learning process in the Institute.

	Grade	No. of Parents	Percentage
Q.2)	Excellent	6	17.14%
	Very Good	8	22.86%
	Good	15	42.86%
	Satisfactory	3	8.57%
	Not Satisfactory	3	8.57%



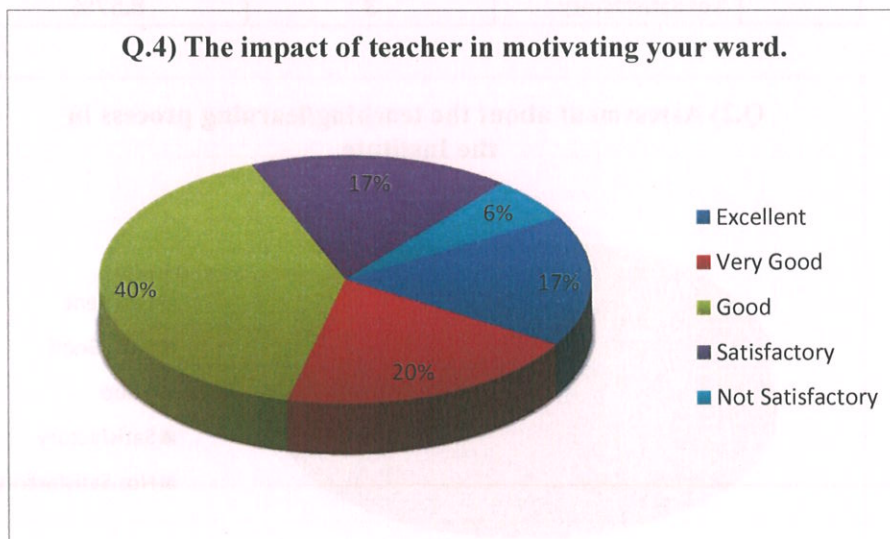
Q.3) College have a satisfactory system of monitoring student's progress.

	Grade	No. of Parents	Percentage
Q.3)	Excellent	2	5.71%
	Very Good	10	28.57%
	Good	15	42.86%
	Satisfactory	4	11.43%
	Not Satisfactory	4	11.43%



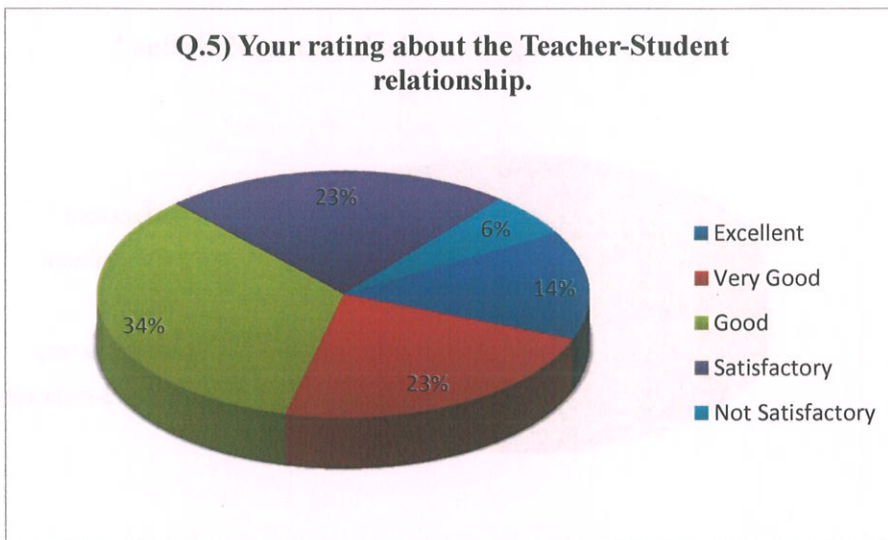
Q.4) The impact of teacher in motivating your ward.

	Grade	No. of Parents	Percentage
Q.4)	Excellent	6	17.14%
	Very Good	7	20.00%
	Good	14	40.00%
	Satisfactory	6	17.14%
	Not Satisfactory	2	5.71%



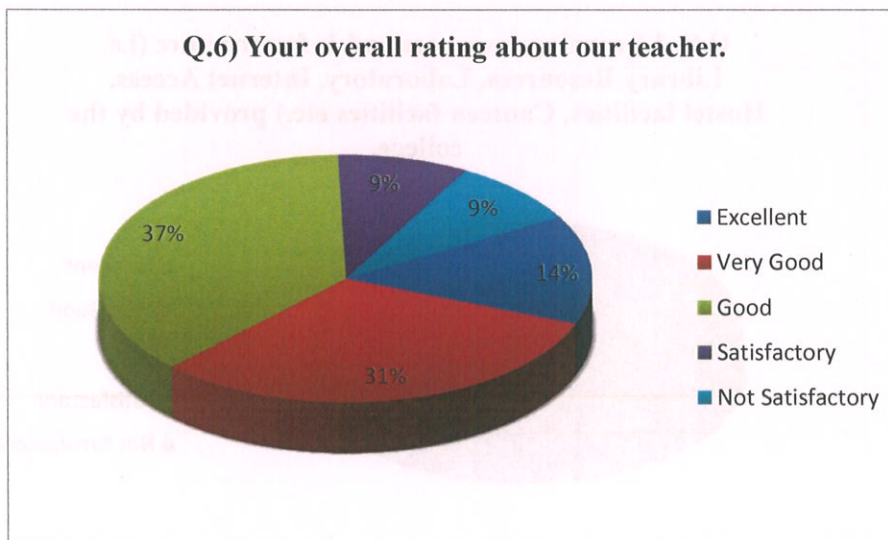
Q.5) Your rating about the Teacher-Student relationship.

	Grade	No. of Parents	Percentage
Q.5)	Excellent	5	14.29%
	Very Good	8	22.86%
	Good	12	34.29%
	Satisfactory	8	22.86%
	Not Satisfactory	2	5.71%



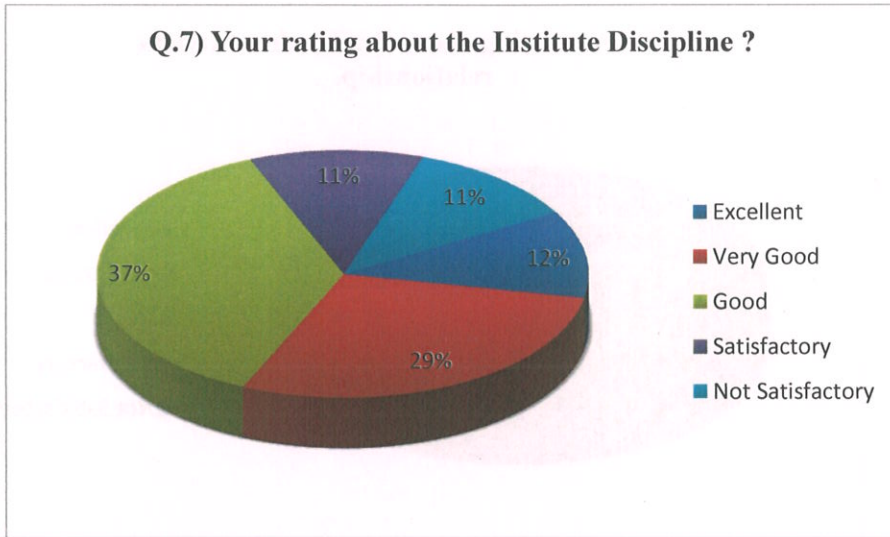
Q.6) Your overall rating about our teacher.

	Grade	No. of Parents	Percentage
Q.6)	Excellent	5	14.29%
	Very Good	11	31.43%
	Good	13	37.14%
	Satisfactory	3	8.57%
	Not Satisfactory	3	8.57%



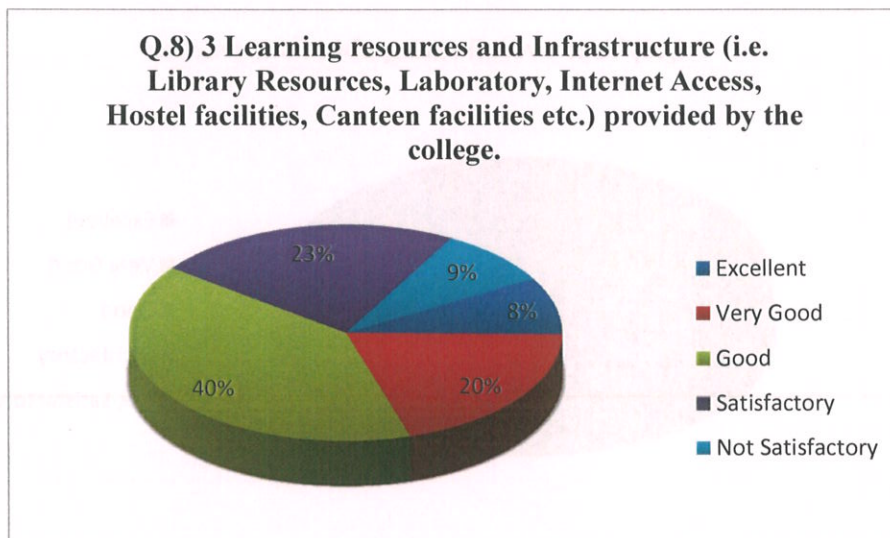
Q.7) Your rating about the Institute Discipline?

	Grade	No. of Parents	Percentage
Q.7)	Excellent	4	11.43%
	Very Good	10	28.57%
	Good	13	37.14%
	Satisfactory	4	11.43%
	Not Satisfactory	4	11.43%



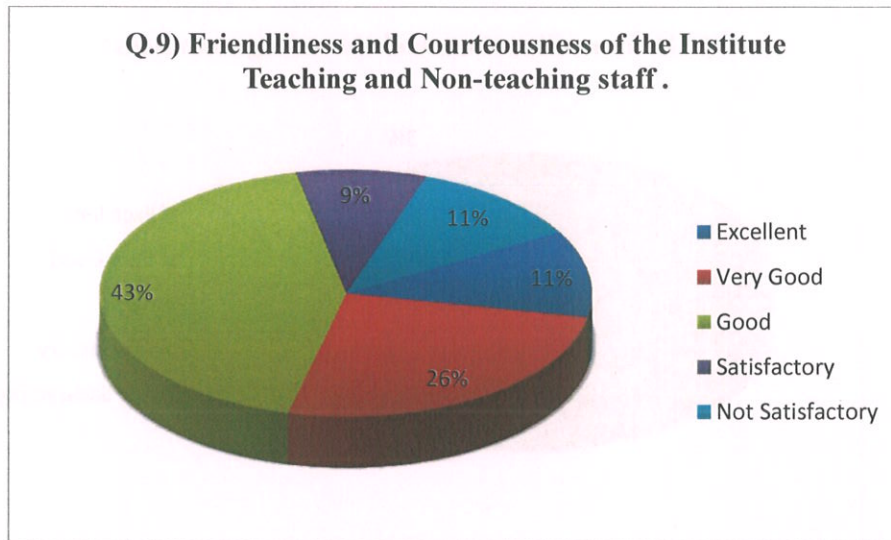
Q.8) 3 Learning resources and Infrastructure (i.e. Library Resources, Laboratory, Internet Access, Hostel facilities, Canteen facilities etc.) provided by the college.

	Grade	No. of Parents	Percentage
Q.8)	Excellent	3	8.57%
	Very Good	7	20.00%
	Good	14	40.00%
	Satisfactory	8	22.86%
	Not Satisfactory	3	8.57%



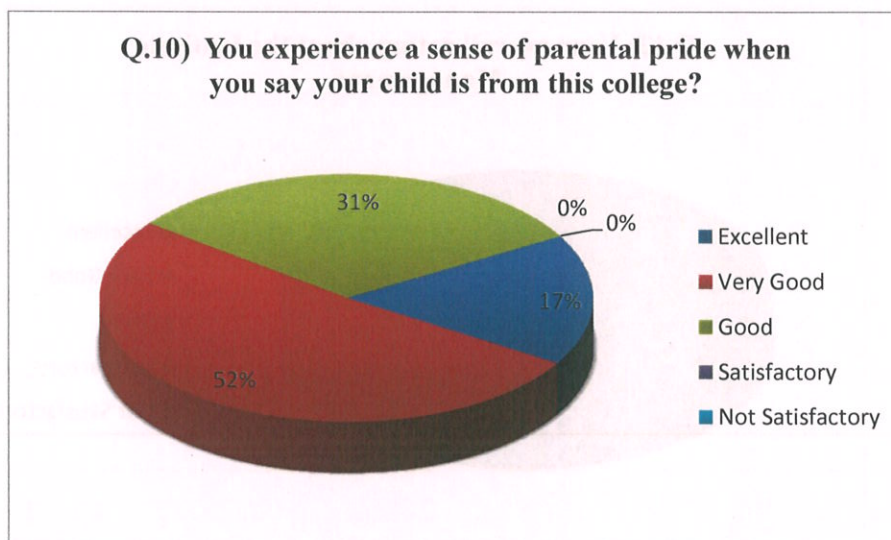
Q.9) Friendliness and Courteousness of the Institute Teaching and Non-teaching staff.

	Grade	No. of Parents	Percentage
Q.9)	Excellent	4	11.43%
	Very Good	9	25.71%
	Good	15	42.86%
	Satisfactory	3	8.57%
	Not Satisfactory	4	11.43%



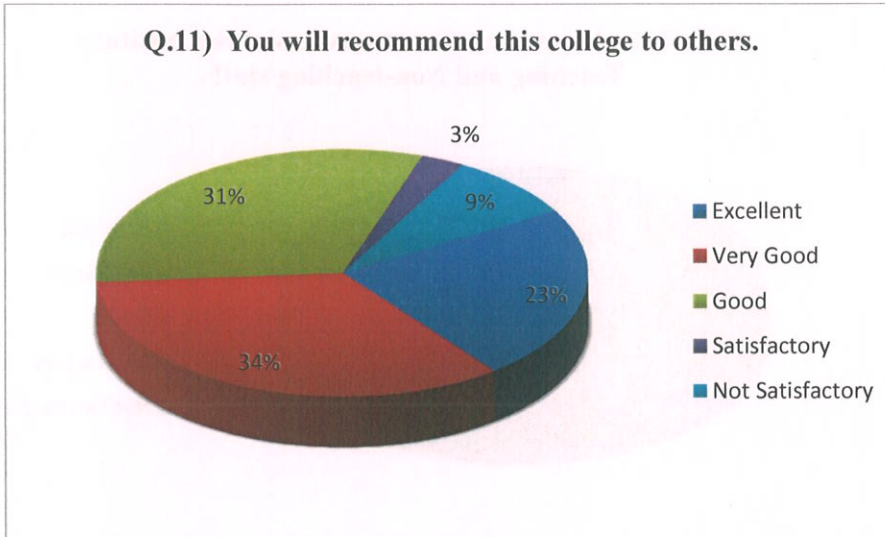
Q.10) You experience a sense of parental pride when you say your child is from this college?

	Grade	No. of Parents	Percentage
Q.10)	Excellent	6	17.14%
	Very Good	18	51.43%
	Good	11	31.43%
	Satisfactory	0	0.00%
	Not Satisfactory	0	0.00%



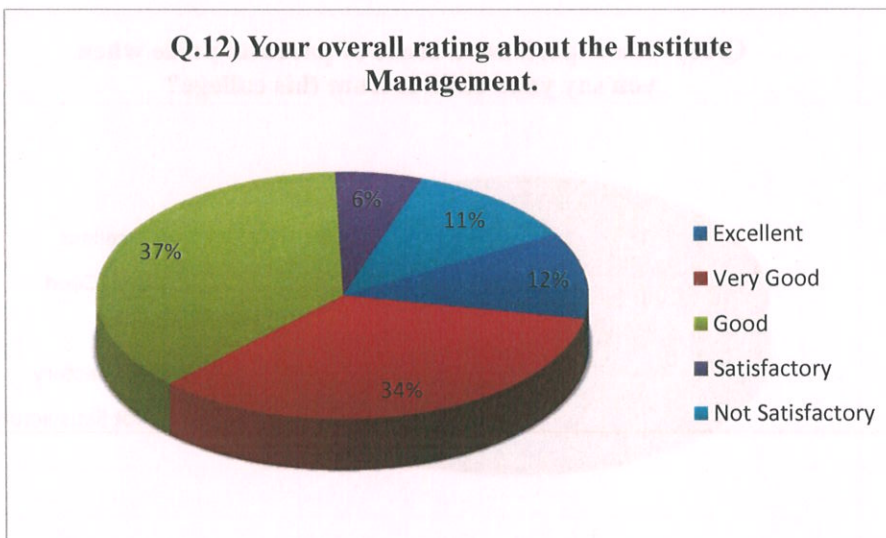
Q.11) You will recommend this college to others.

	Grade	No. of Parents	Percentage
Q.11)	Excellent	8	22.86%
	Very Good	12	34.29%
	Good	11	31.43%
	Satisfactory	1	2.86%
	Not Satisfactory	3	8.57%



Q.12) Your overall rating about the Institute Management.

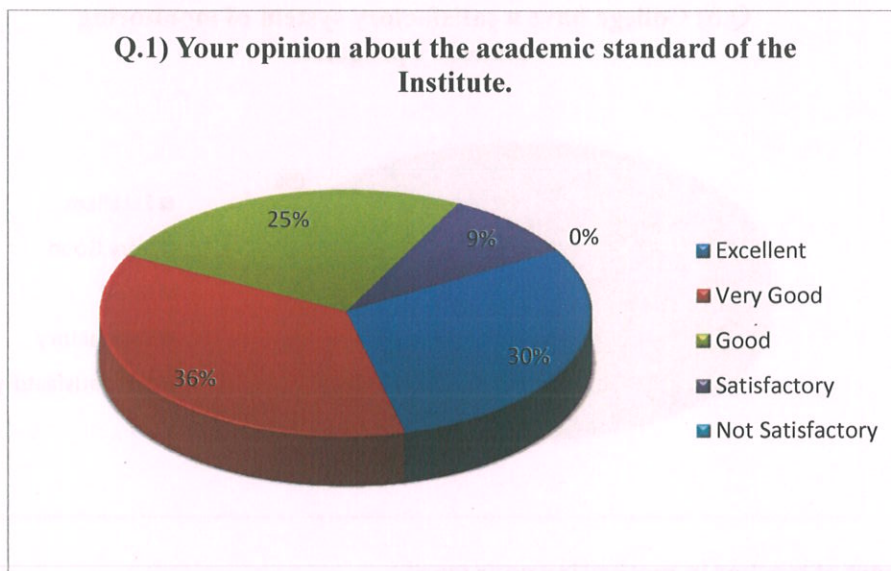
	Grade	No. of Parents	Percentage
Q.12)	Excellent	4	11.43%
	Very Good	12	34.29%
	Good	13	37.14%
	Satisfactory	2	5.71%
	Not Satisfactory	4	11.43%



NAME OF THE DEPARTMENT: EDUCATION

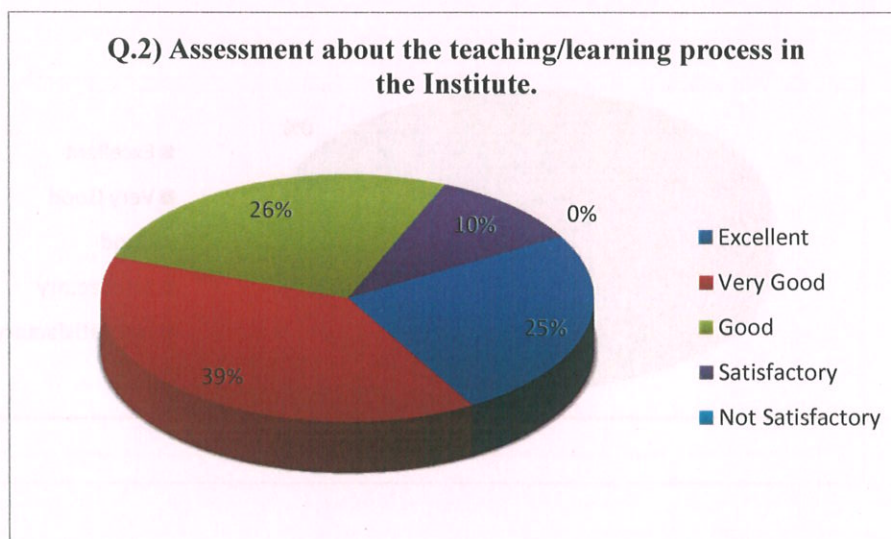
Q.1) Your opinion about the academic standard of the Institute.

	Grade	No. of Parents	Percentage
Q.1)	Excellent	26	29.55%
	Very Good	32	36.36%
	Good	22	25.00%
	Satisfactory	8	9.09%
	Not Satisfactory	0	0.00%



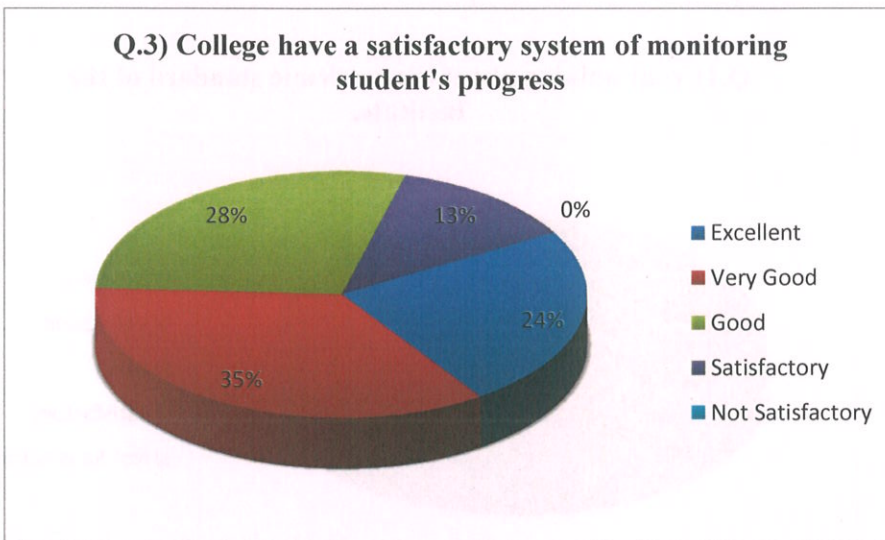
Q.2) Assessment about the teaching/learning process in the Institute.

	Grade	No. of Parents	Percentage
Q.2)	Excellent	22	25.00%
	Very Good	34	38.64%
	Good	23	26.14%
	Satisfactory	9	10.23%
	Not Satisfactory	0	0.00%



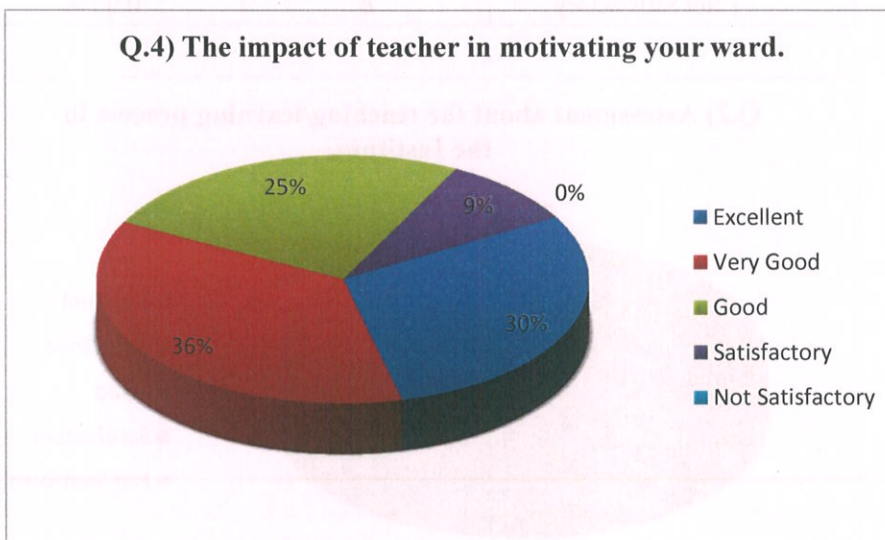
Q.3) College have a satisfactory system of monitoring student's progress.

	Grade	No. of Parents	Percentage
Q.3)	Excellent	21	23.86%
	Very Good	31	35.23%
	Good	25	28.41%
	Satisfactory	11	12.50%
	Not Satisfactory	0	0.00%



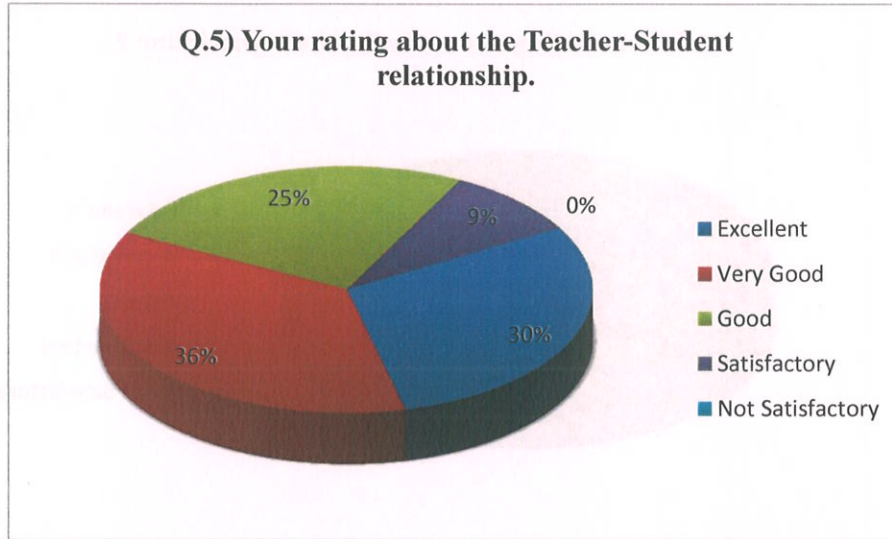
Q.4) The impact of teacher in motivating your ward.

	Grade	No. of Parents	Percentage
Q.4)	Excellent	26	29.55%
	Very Good	32	36.36%
	Good	22	25.00%
	Satisfactory	8	9.09%
	Not Satisfactory	0	0.00%



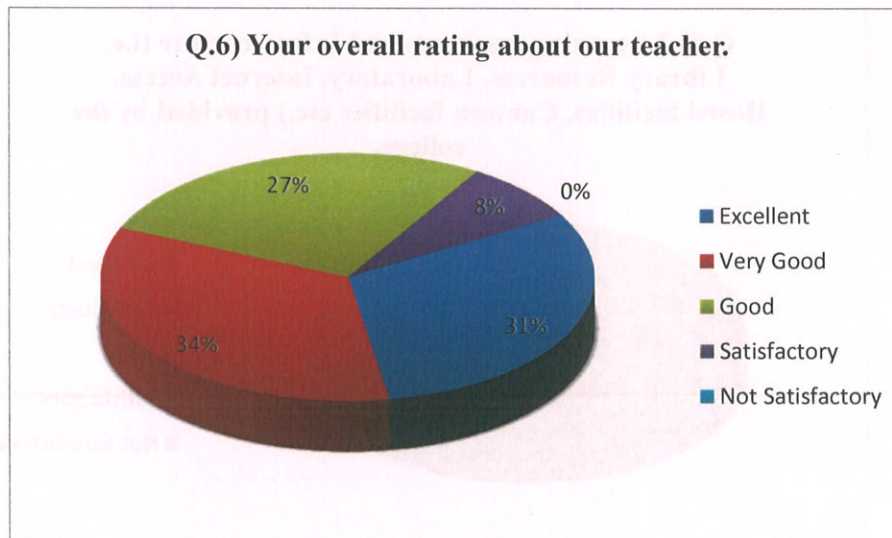
Q.5) Your rating about the Teacher-Student relationship.

	Grade	No. of Parents	Percentage
Q.5)	Excellent	26	29.55%
	Very Good	32	36.36%
	Good	22	25.00%
	Satisfactory	8	9.09%
	Not Satisfactory	0	0.00%



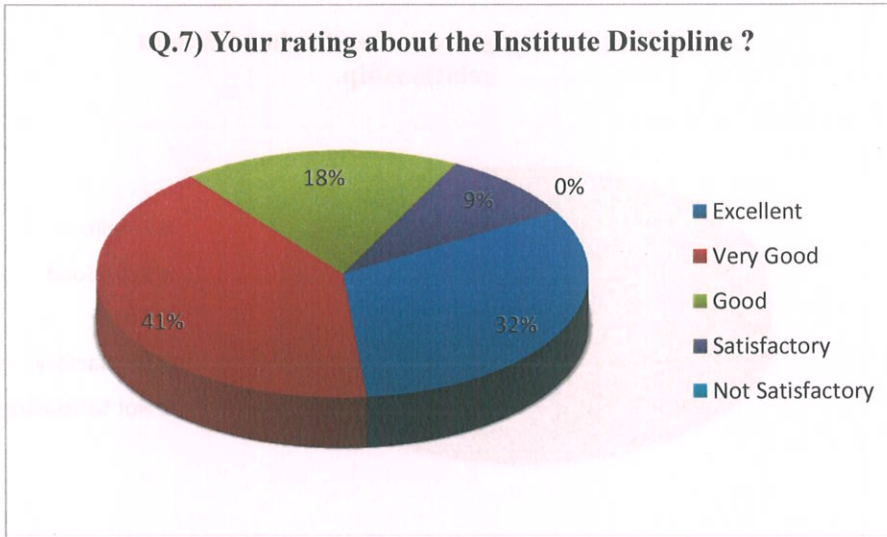
Q.6) Your overall rating about our teacher.

	Grade	No. of Parents	Percentage
Q.6)	Excellent	27	30.68%
	Very Good	30	34.09%
	Good	24	27.27%
	Satisfactory	7	7.95%
	Not Satisfactory	0	0.00%



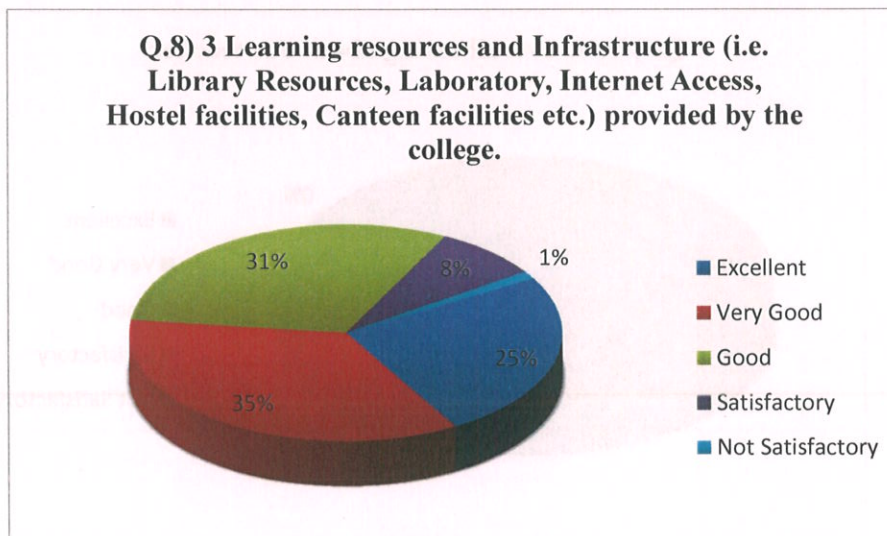
Q.7) Your rating about the Institute Discipline?

	Grade	No. of Parents	Percentage
Q.7)	Excellent	28	31.82%
	Very Good	36	40.91%
	Good	16	18.18%
	Satisfactory	8	9.09%
	Not Satisfactory	0	0.00%



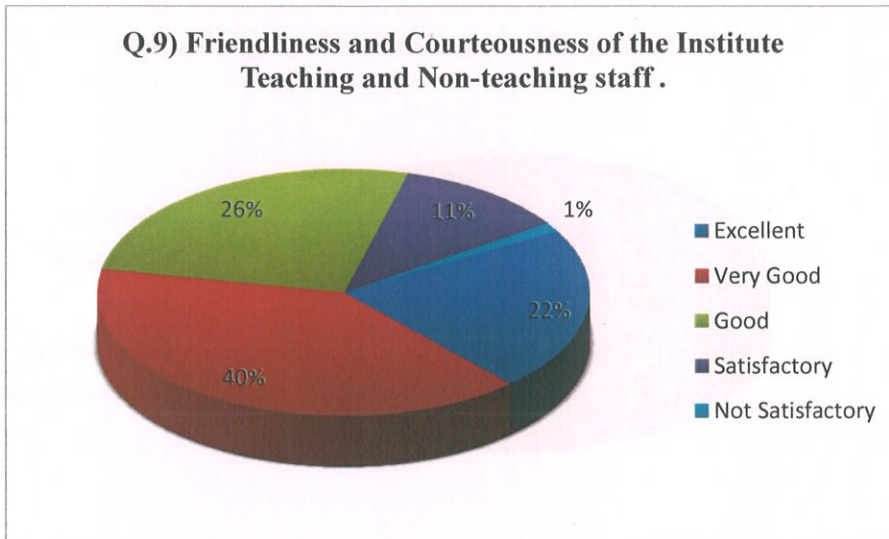
Q.8) 3 Learning resources and Infrastructure (i.e. Library Resources, Laboratory, Internet Access, Hostel facilities, Canteen facilities etc.) provided by the college.

	Grade	No. of Parents	Percentage
Q.8)	Excellent	22	25.00%
	Very Good	31	35.23%
	Good	27	30.68%
	Satisfactory	7	7.95%
	Not Satisfactory	1	1.14%



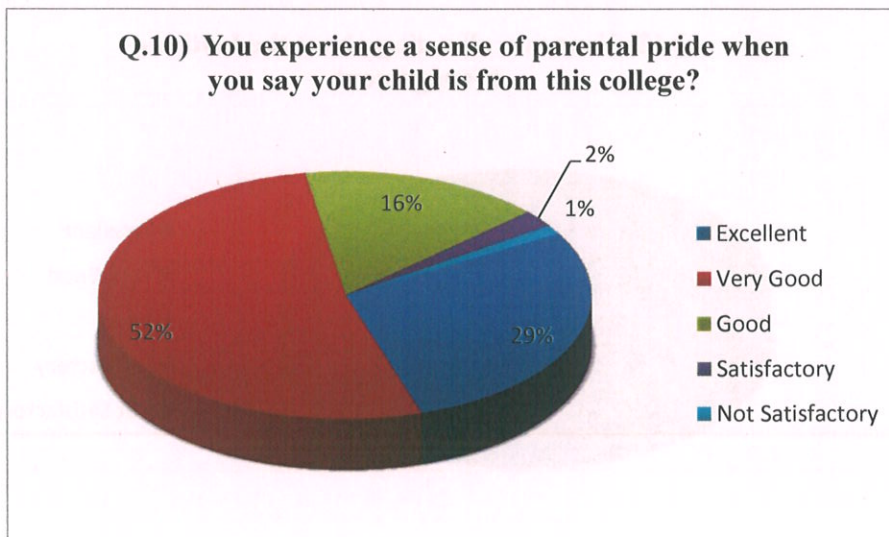
Q.9) Friendliness and Courteousness of the Institute Teaching and Non-teaching staff.

	Grade	No. of Parents	Percentage
Q.9)	Excellent	19	21.59%
	Very Good	35	39.77%
	Good	23	26.14%
	Satisfactory	10	11.36%
	Not Satisfactory	1	1.14%



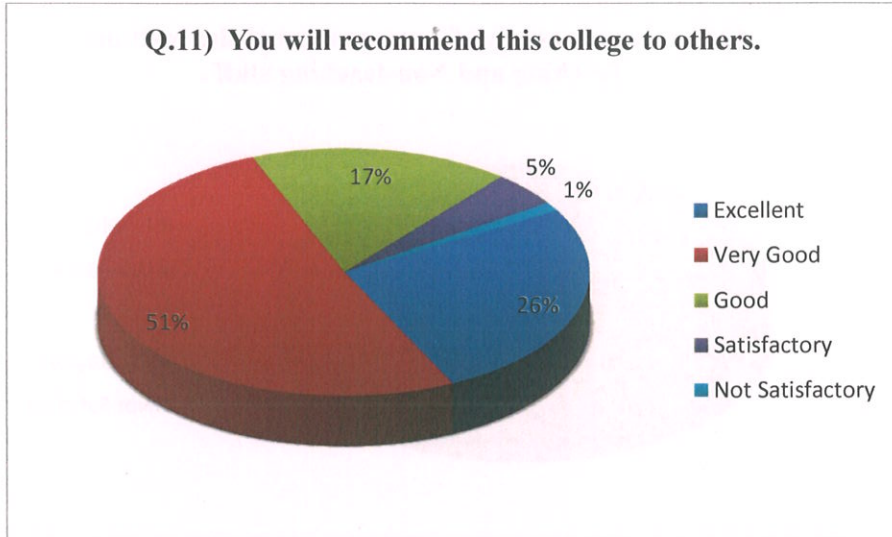
Q.10) You experience a sense of parental pride when you say your child is from this college?

	Grade	No. of Parents	Percentage
Q.10)	Excellent	25	28.41%
	Very Good	46	52.27%
	Good	14	15.91%
	Satisfactory	2	2.27%
	Not Satisfactory	1	1.14%



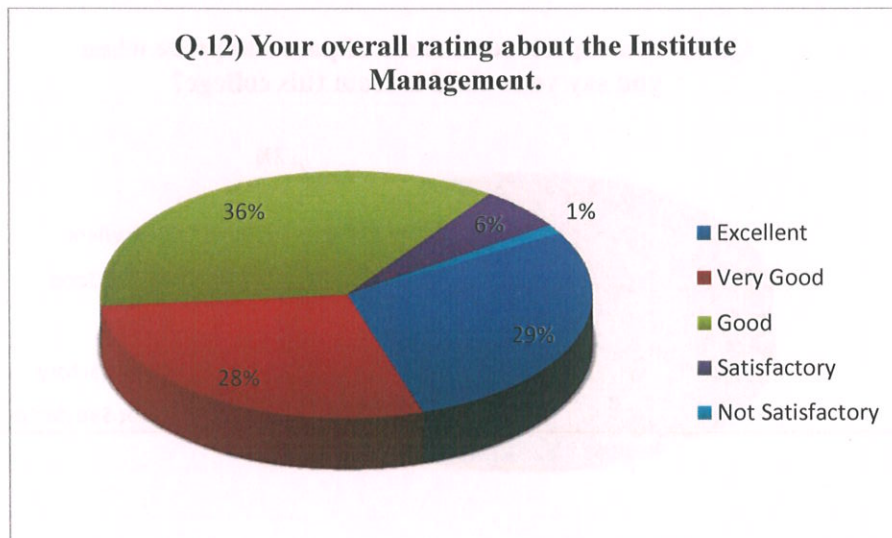
Q.11) You will recommend this college to others.

	Grade	No. of Parents	Percentage
Q.11)	Excellent	23	26.14%
	Very Good	45	51.14%
	Good	15	17.05%
	Satisfactory	4	4.55%
	Not Satisfactory	1	1.14%



Q.12) Your overall rating about the Institute Management.

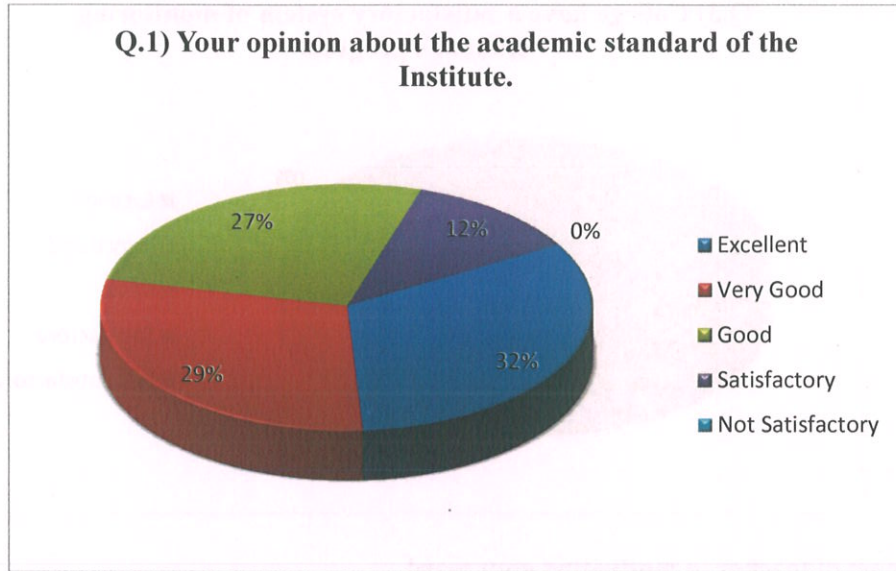
	Grade	No. of Parents	Percentage
Q.12)	Excellent	25	28.41%
	Very Good	25	28.41%
	Good	32	36.36%
	Satisfactory	5	5.68%
	Not Satisfactory	1	1.14%



NAME OF THE DEPARTMENT: ETC

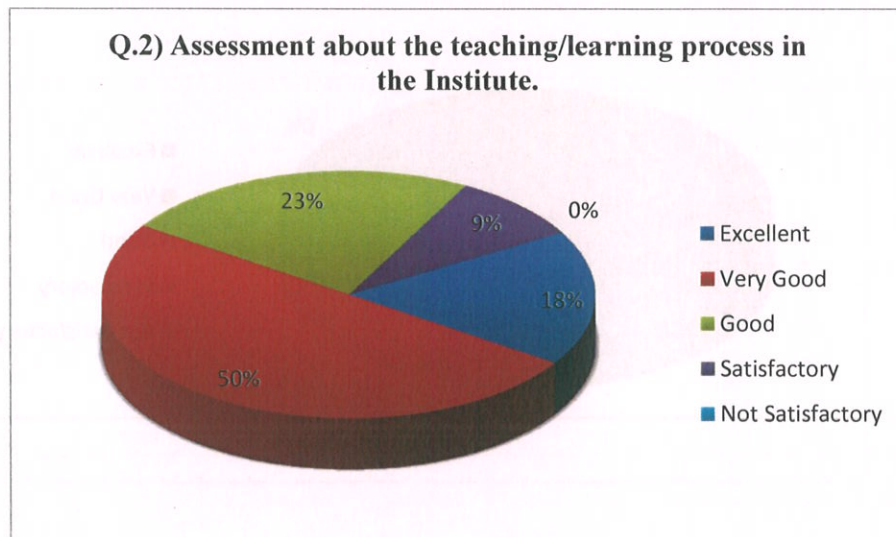
Q.1) Your opinion about the academic standard of the Institute.

	Grade	No. of Parents	Percentage
Q.1)	Excellent	11	32.35%
	Very Good	10	29.41%
	Good	9	26.47%
	Satisfactory	4	11.76%
	Not Satisfactory	0	0.00%



Q.2) Assessment about the teaching/learning process in the Institute.

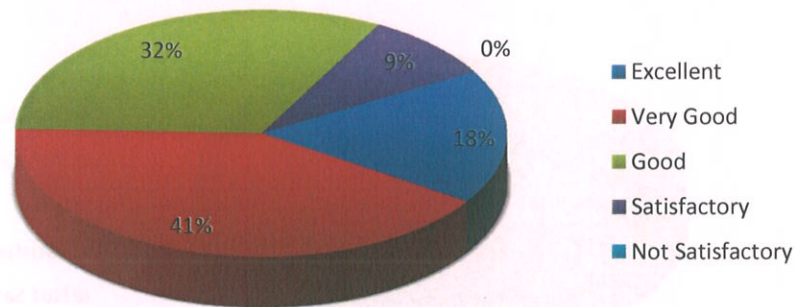
	Grade	No. of Parents	Percentage
Q.2)	Excellent	6	17.65%
	Very Good	17	50.00%
	Good	8	23.53%
	Satisfactory	3	8.82%
	Not Satisfactory	0	0.00%



Q.3) College have a satisfactory system of monitoring student's progress.

	Grade	No. of Parents	Percentage
Q.3)	Excellent	6	17.65%
	Very Good	14	41.18%
	Good	11	32.35%
	Satisfactory	3	8.82%
	Not Satisfactory	0	0.00%

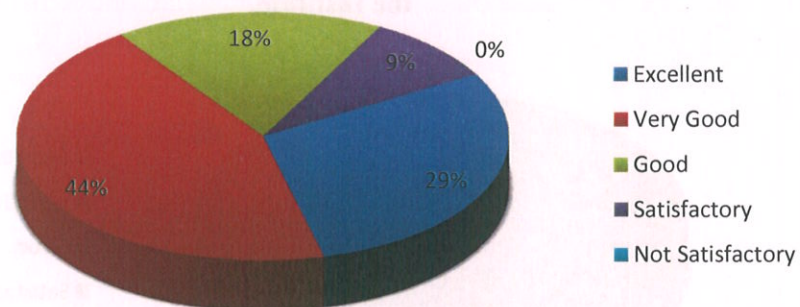
Q.3) College have a satisfactory system of monitoring student's progress



Q.4) The impact of teacher in motivating your ward.

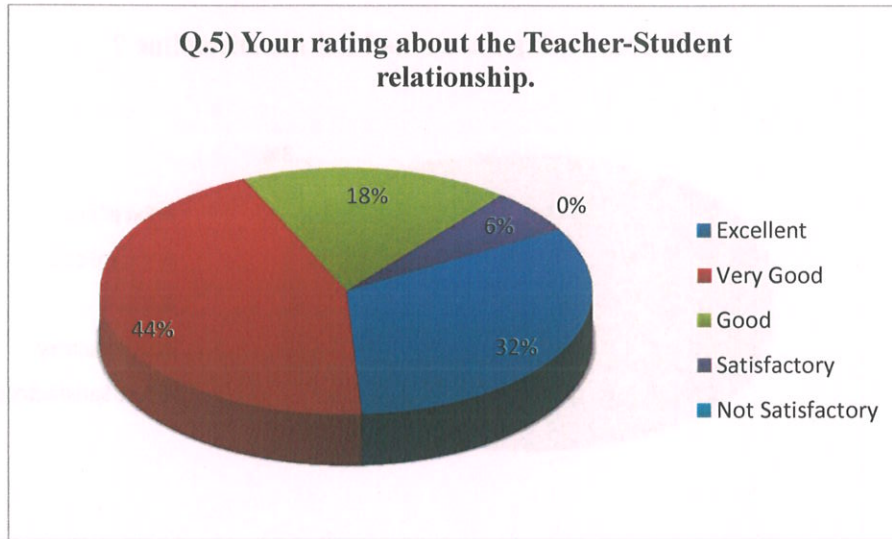
	Grade	No. of Parents	Percentage
Q.4)	Excellent	10	29.41%
	Very Good	15	44.12%
	Good	6	17.65%
	Satisfactory	3	8.82%
	Not Satisfactory	0	0.00%

Q.4) The impact of teacher in motivating your ward.



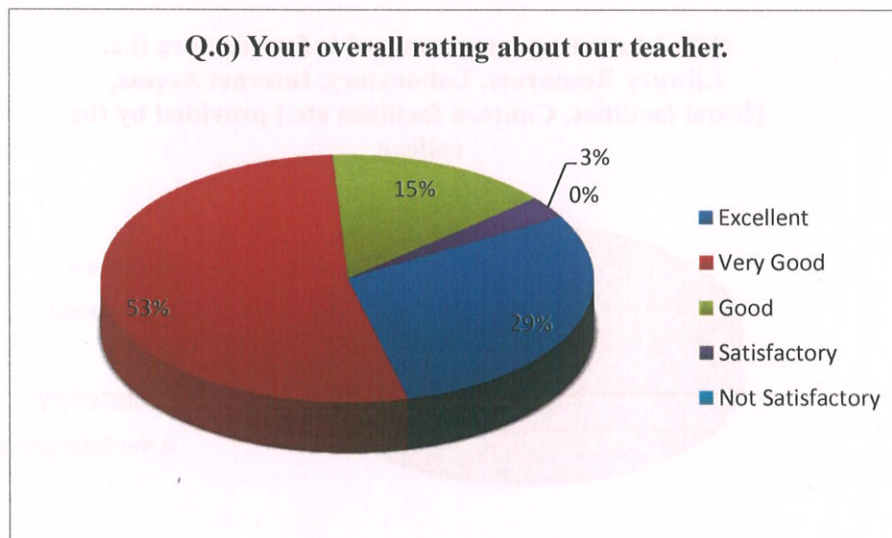
Q.5) Your rating about the Teacher-Student relationship.

	Grade	No. of Parents	Percentage
Q.5)	Excellent	11	32.35%
	Very Good	15	44.12%
	Good	6	17.65%
	Satisfactory	2	5.88%
	Not Satisfactory	0	0.00%



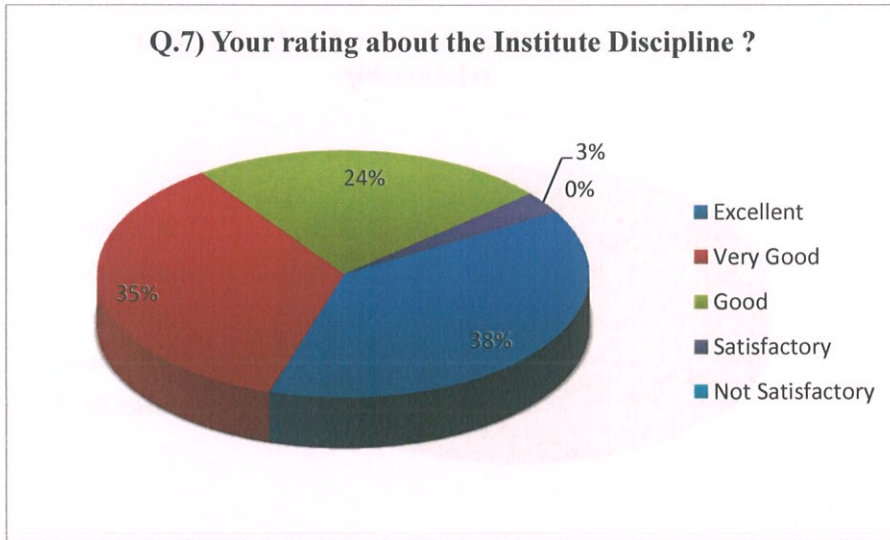
Q.6) Your overall rating about our teacher.

	Grade	No. of Parents	Percentage
Q.6)	Excellent	10	29.41%
	Very Good	18	52.94%
	Good	5	14.71%
	Satisfactory	1	2.94%
	Not Satisfactory	0	0.00%



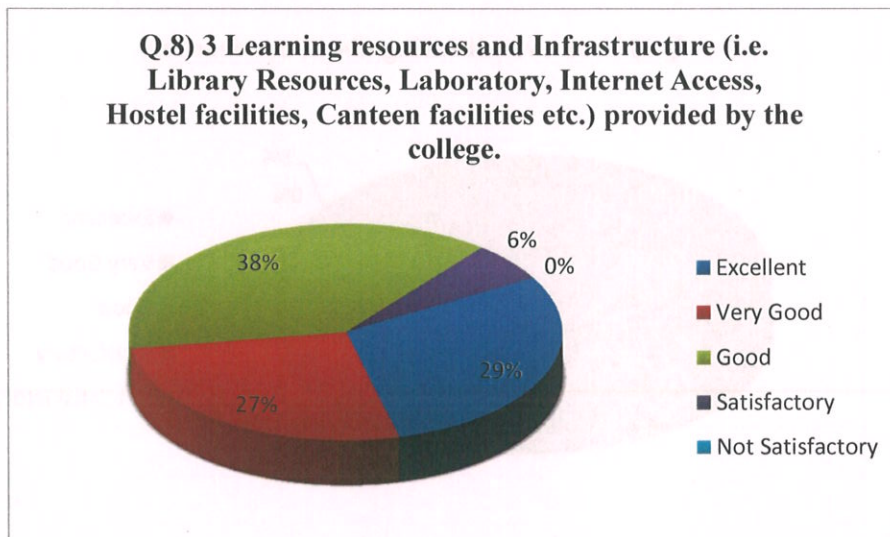
Q.7) Your rating about the Institute Discipline?

	Grade	No. of Parents	Percentage
Q.7)	Excellent	13	38.24%
	Very Good	12	35.29%
	Good	8	23.53%
	Satisfactory	1	2.94%
	Not Satisfactory	0	0.00%



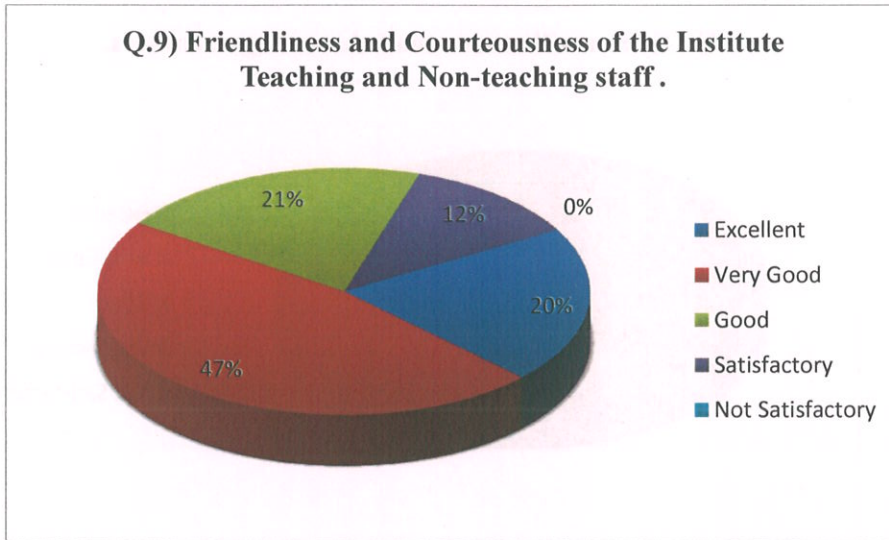
Q.8) 3 Learning resources and Infrastructure (i.e. Library Resources, Laboratory, Internet Access, Hostel facilities, Canteen facilities etc.) provided by the college.

	Grade	No. of Parents	Percentage
Q.8)	Excellent	10	29.41%
	Very Good	9	26.47%
	Good	13	38.24%
	Satisfactory	2	5.88%
	Not Satisfactory	0	0.00%



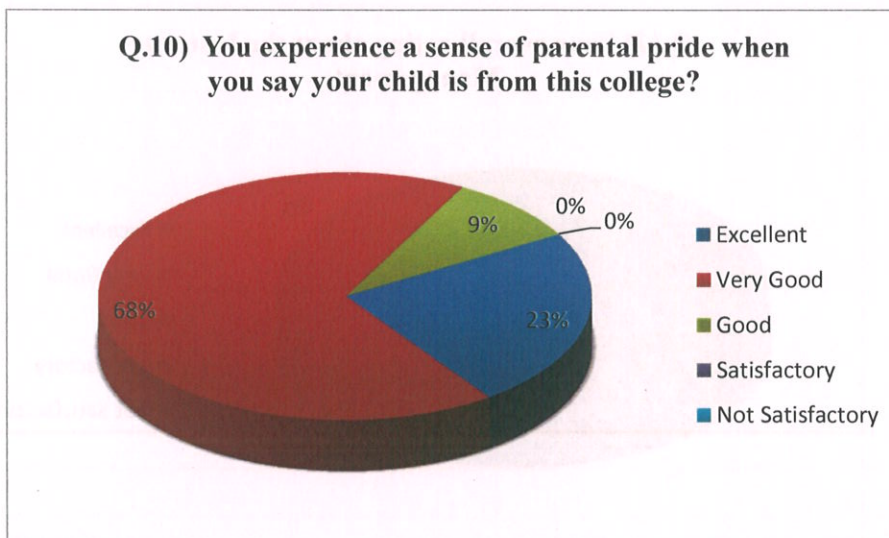
Q.9) Friendliness and Courteousness of the Institute Teaching and Non-teaching staff.

	Grade	No. of Parents	Percentage
Q.9)	Excellent	7	20.59%
	Very Good	16	47.06%
	Good	7	20.59%
	Satisfactory	4	11.76%
	Not Satisfactory	0	0.00%



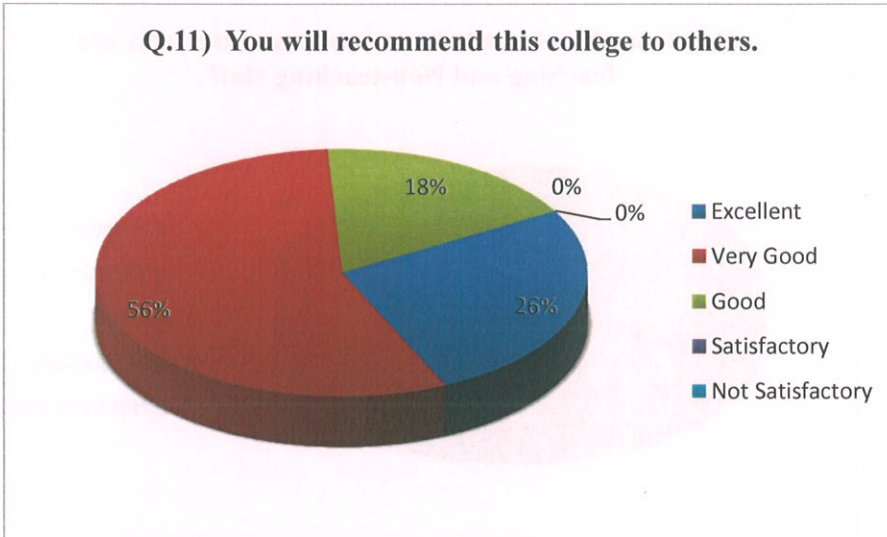
Q.10) You experience a sense of parental pride when you say your child is from this college?

	Grade	No. of Parents	Percentage
Q.10)	Excellent	8	23.53%
	Very Good	23	67.65%
	Good	3	8.82%
	Satisfactory	0	0.00%
	Not Satisfactory	0	0.00%



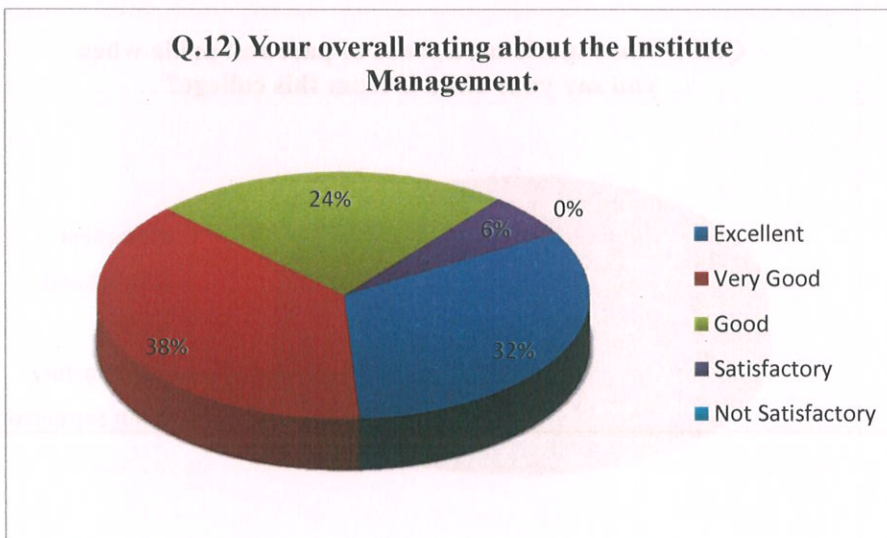
Q.11) You will recommend this college to others.

	Grade	No. of Parents	Percentage
Q.11)	Excellent	9	26.47%
	Very Good	19	55.88%
	Good	6	17.65%
	Satisfactory	0	0.00%
	Not Satisfactory	0	0.00%



Q.12) Your overall rating about the Institute Management.

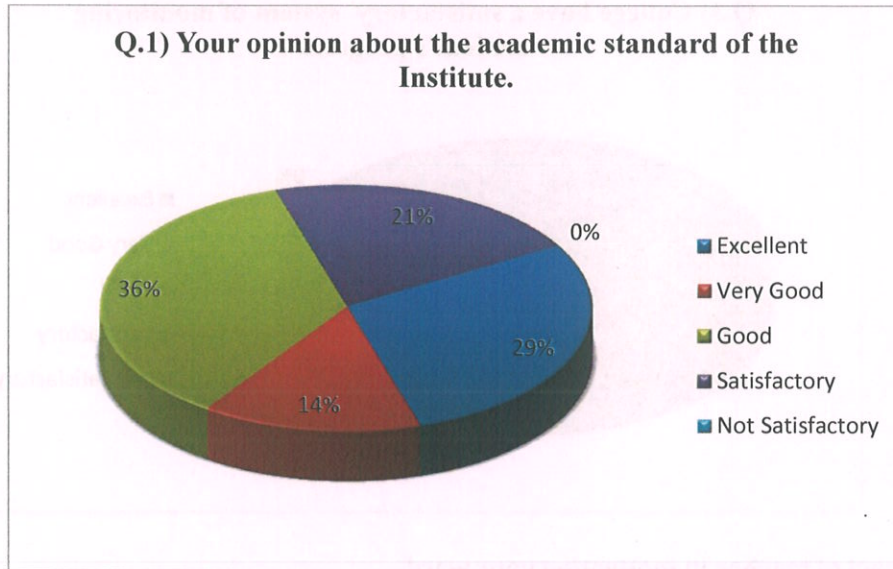
	Grade	No. of Parents	Percentage
Q.12)	Excellent	11	32.35%
	Very Good	13	38.24%
	Good	8	23.53%
	Satisfactory	2	5.88%
	Not Satisfactory	0	0.00%



NAME OF THE DEPARTMENT: ENGLISH

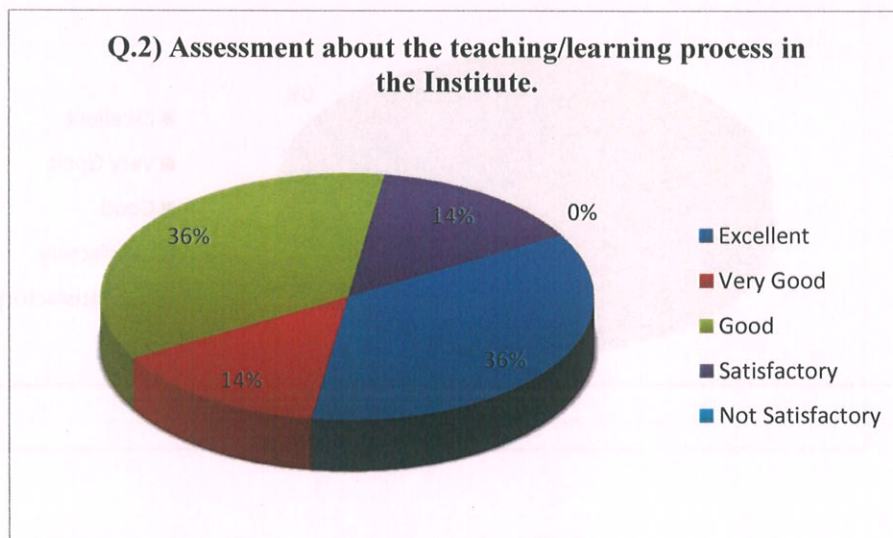
Q.1) Your opinion about the academic standard of the Institute.

	Grade	No. of Parents	Percentage
Q.1)	Excellent	4	28.57%
	Very Good	2	14.29%
	Good	5	35.71%
	Satisfactory	3	21.43%
	Not Satisfactory	0	0.00%



Q.2) Assessment about the teaching/learning process in the Institute.

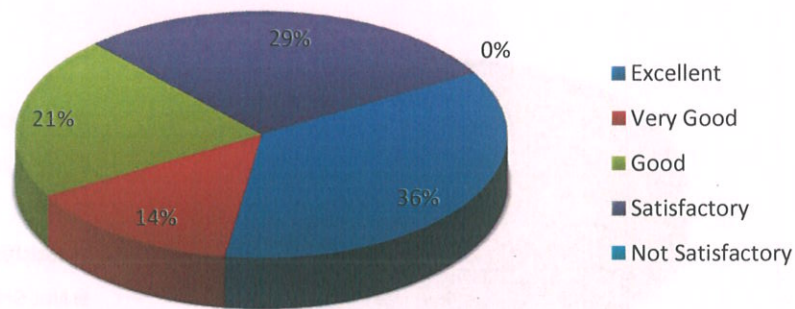
	Grade	No. of Parents	Percentage
Q.2)	Excellent	5	35.71%
	Very Good	2	14.29%
	Good	5	35.71%
	Satisfactory	2	14.29%
	Not Satisfactory	0	0.00%



Q.3) College have a satisfactory system of monitoring student's progress.

	Grade	No. of Parents	Percentage
Q.3)	Excellent	5	35.71%
	Very Good	2	14.29%
	Good	3	21.43%
	Satisfactory	4	28.57%
	Not Satisfactory	0	0.00%

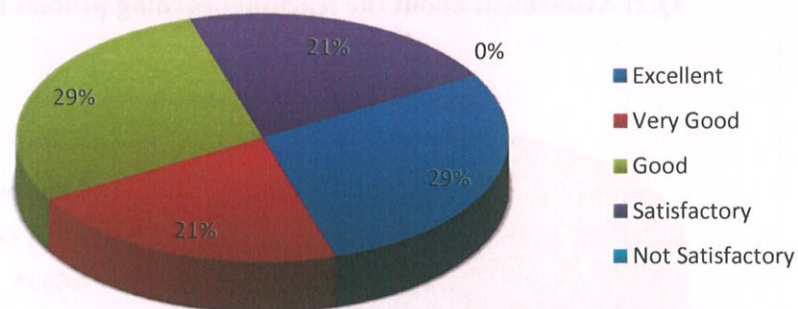
Q.3) College have a satisfactory system of monitoring student's progress



Q.4) The impact of teacher in motivating your ward.

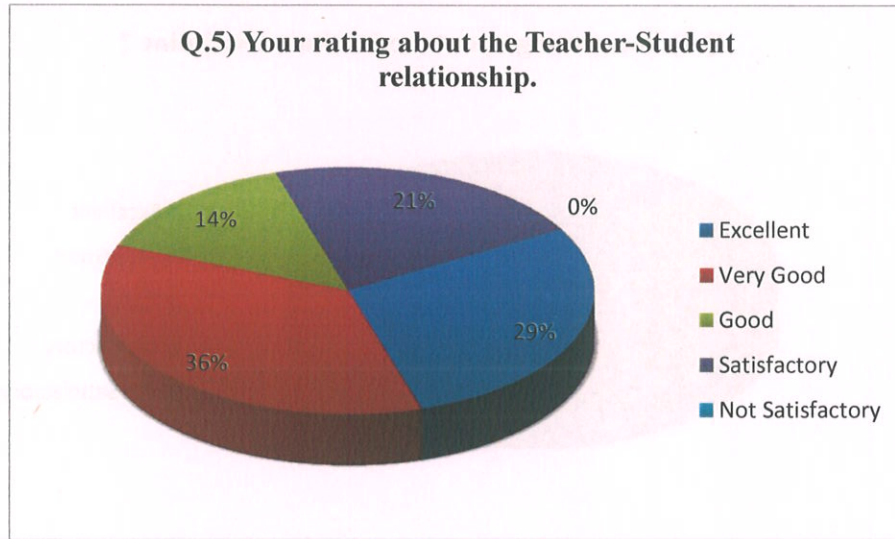
	Grade	No. of Parents	Percentage
Q.4)	Excellent	4	28.57%
	Very Good	3	21.43%
	Good	4	28.57%
	Satisfactory	3	21.43%
	Not Satisfactory	0	0.00%

Q.4) The impact of teacher in motivating your ward.



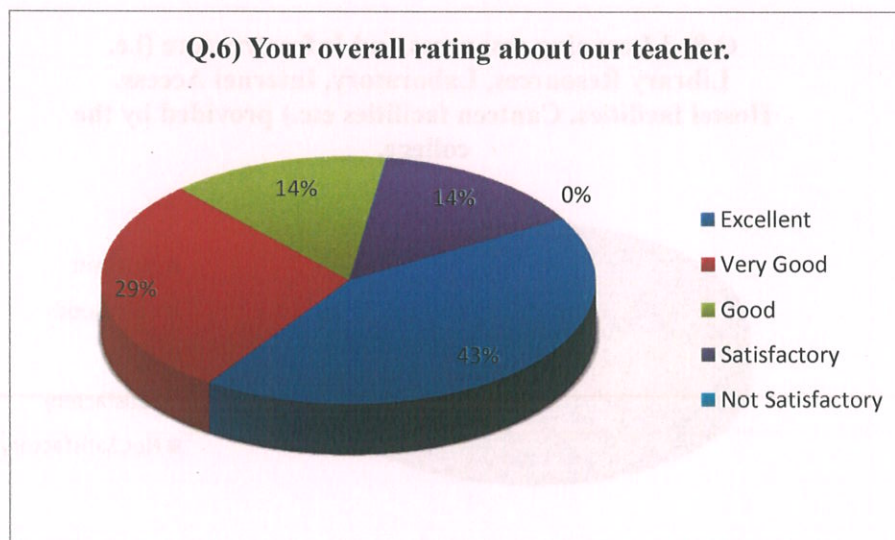
Q.5) Your rating about the Teacher-Student relationship.

	Grade	No. of Parents	Percentage
Q.5)	Excellent	4	28.57%
	Very Good	5	35.71%
	Good	2	14.29%
	Satisfactory	3	21.43%
	Not Satisfactory	0	0.00%



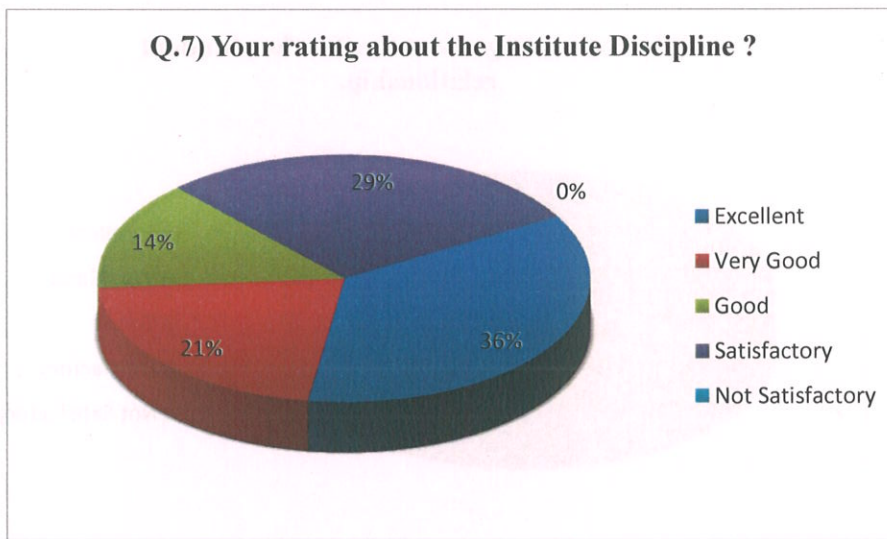
Q.6) Your overall rating about our teacher.

	Grade	No. of Parents	Percentage
Q.6)	Excellent	6	42.86%
	Very Good	4	28.57%
	Good	2	14.29%
	Satisfactory	2	14.29%
	Not Satisfactory	0	0.00%



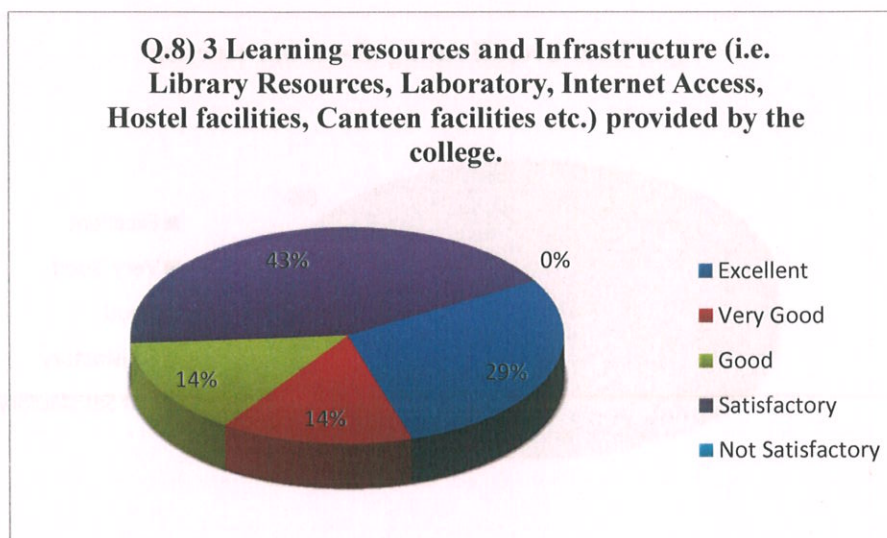
Q.7) Your rating about the Institute Discipline?

	Grade	No. of Parents	Percentage
Q.7)	Excellent	5	35.71%
	Very Good	3	21.43%
	Good	2	14.29%
	Satisfactory	4	28.57%
	Not Satisfactory	0	0.00%



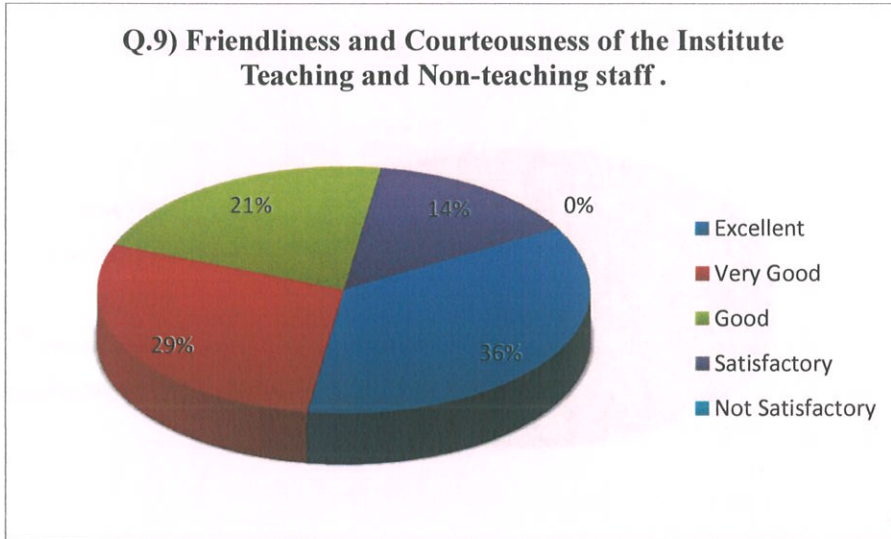
Q.8) 3 Learning resources and Infrastructure (i.e. Library Resources, Laboratory, Internet Access, Hostel facilities, Canteen facilities etc.) provided by the college.

	Grade	No. of Parents	Percentage
Q.8)	Excellent	4	28.57%
	Very Good	2	14.29%
	Good	2	14.29%
	Satisfactory	6	42.86%
	Not Satisfactory	0	0.00%



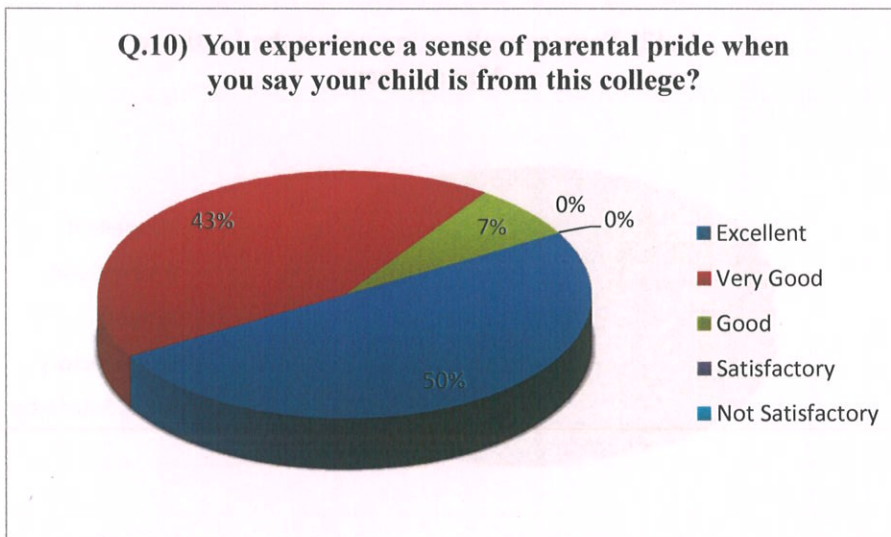
Q.9) Friendliness and Courteousness of the Institute Teaching and Non-teaching staff.

	Grade	No. of Parents	Percentage
Q.9)	Excellent	5	35.71%
	Very Good	4	28.57%
	Good	3	21.43%
	Satisfactory	2	14.29%
	Not Satisfactory	0	0.00%



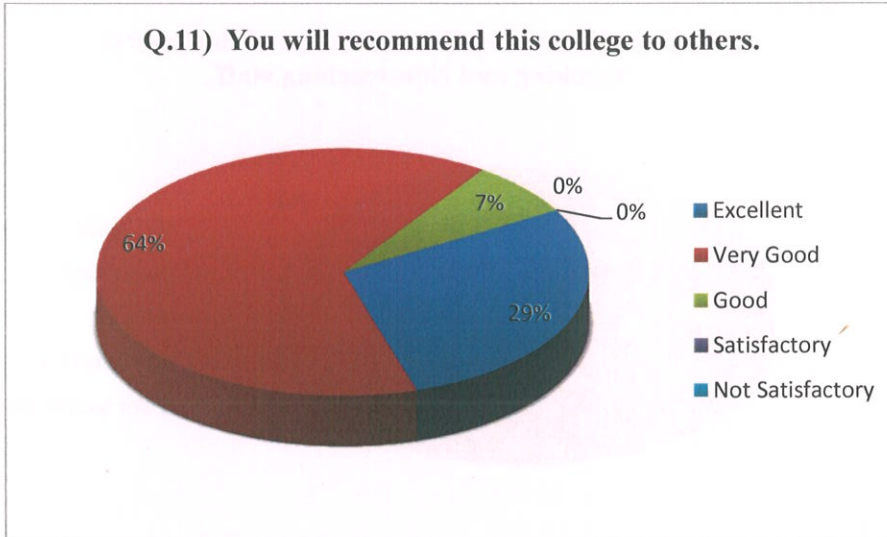
Q.10) You experience a sense of parental pride when you say your child is from this college?

	Grade	No. of Parents	Percentage
Q.10)	Excellent	7	50.00%
	Very Good	6	42.86%
	Good	1	7.14%
	Satisfactory	0	0.00%
	Not Satisfactory	0	0.00%



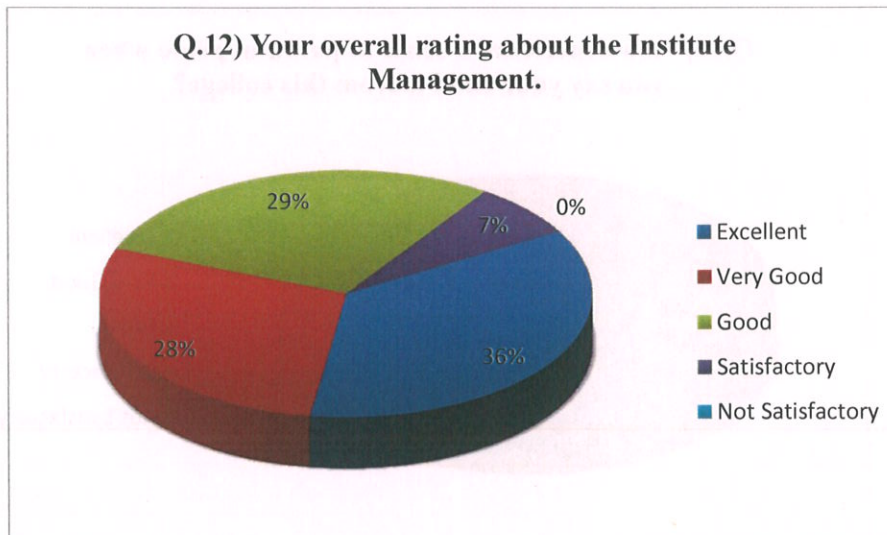
Q.11) You will recommend this college to others.

	Grade	No. of Parents	Percentage
Q.11)	Excellent	4	28.57%
	Very Good	9	64.29%
	Good	1	7.14%
	Satisfactory	0	0.00%
	Not Satisfactory	0	0.00%



Q.12) Your overall rating about the Institute Management.

	Grade	No. of Parents	Percentage
Q.12)	Excellent	5	35.71%
	Very Good	4	28.57%
	Good	4	28.57%
	Satisfactory	1	7.14%
	Not Satisfactory	0	0.00%

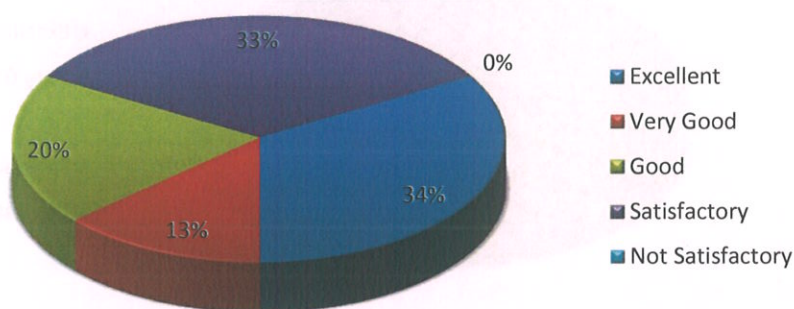


NAME OF THE DEPARTMENT: GEOGRAPHY

Q.1) Your opinion about the academic standard of the Institute.

	Grade	No. of Parents	Percentage
Q.1)	Excellent	5	33.33%
	Very Good	2	13.33%
	Good	3	20.00%
	Satisfactory	5	33.33%
	Not Satisfactory	0	0.00%

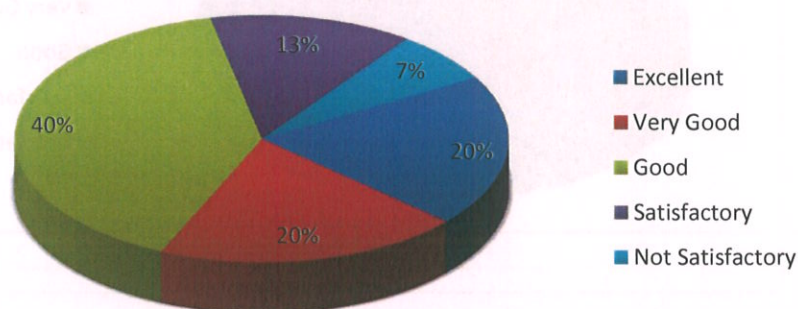
Q.1) Your opinion about the academic standard of the Institute.



Q.2) Assessment about the teaching/learning process in the Institute.

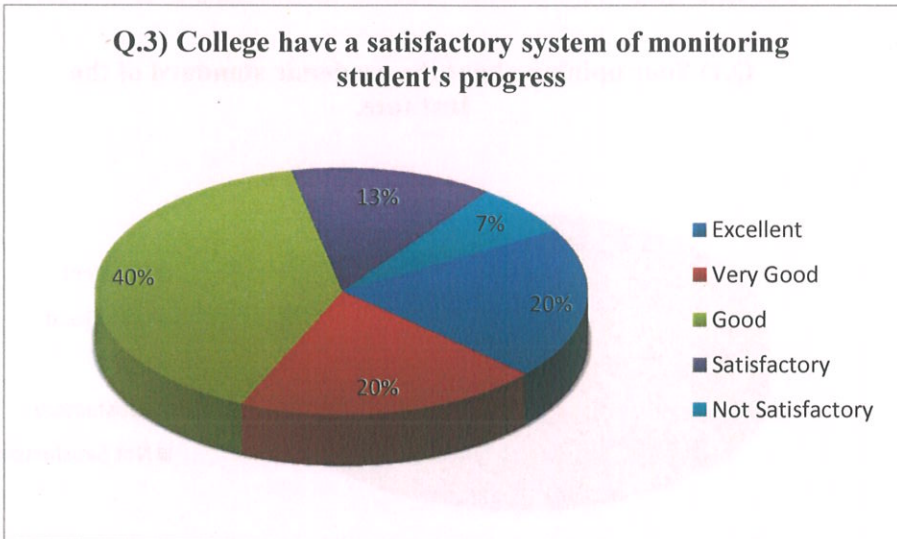
	Grade	No. of Parents	Percentage
Q.2)	Excellent	3	20.00%
	Very Good	3	20.00%
	Good	6	40.00%
	Satisfactory	2	13.33%
	Not Satisfactory	1	6.67%

Q.2) Assessment about the teaching/learning process in the Institute.



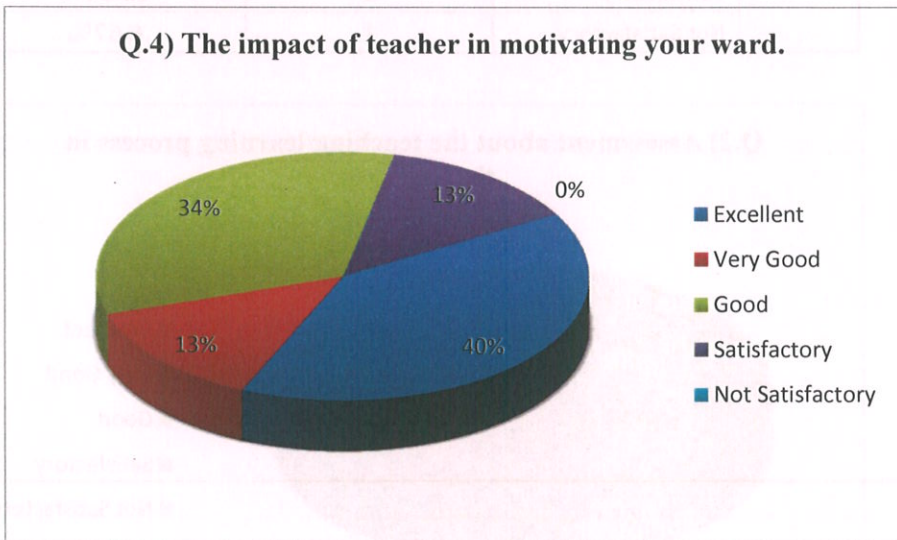
Q.3) College have a satisfactory system of monitoring student's progress.

	Grade	No. of Parents	Percentage
Q.3)	Excellent	3	20.00%
	Very Good	3	20.00%
	Good	6	40.00%
	Satisfactory	2	13.33%
	Not Satisfactory	1	6.67%



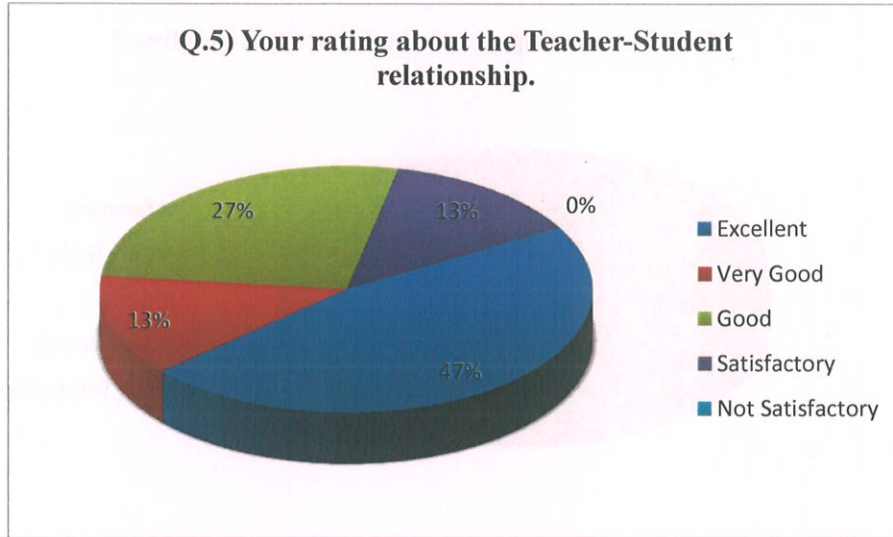
Q.4) The impact of teacher in motivating your ward.

	Grade	No. of Parents	Percentage
Q.4)	Excellent	6	40.00%
	Very Good	2	13.33%
	Good	5	33.33%
	Satisfactory	2	13.33%
	Not Satisfactory	0	0.00%



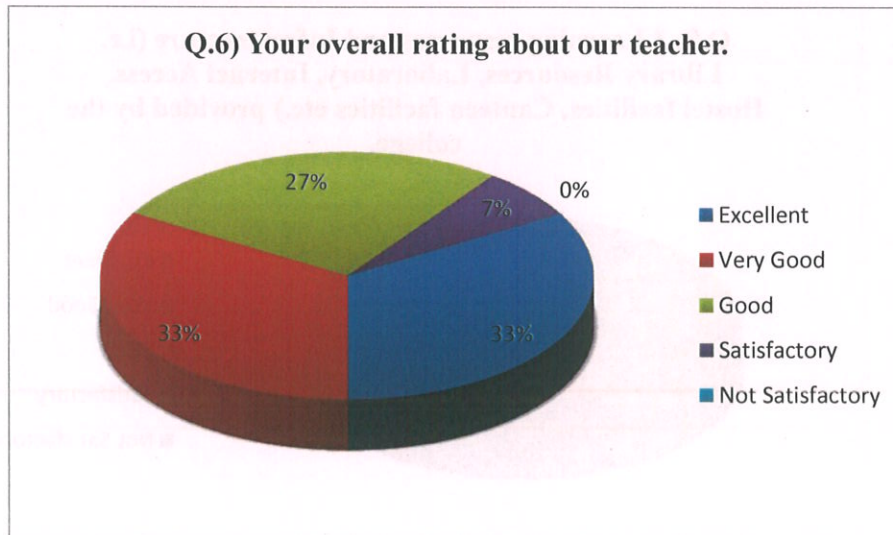
Q.5) Your rating about the Teacher-Student relationship.

	Grade	No. of Parents	Percentage
Q.5)	Excellent	7	46.67%
	Very Good	2	13.33%
	Good	4	26.67%
	Satisfactory	2	13.33%
	Not Satisfactory	0	0.00%



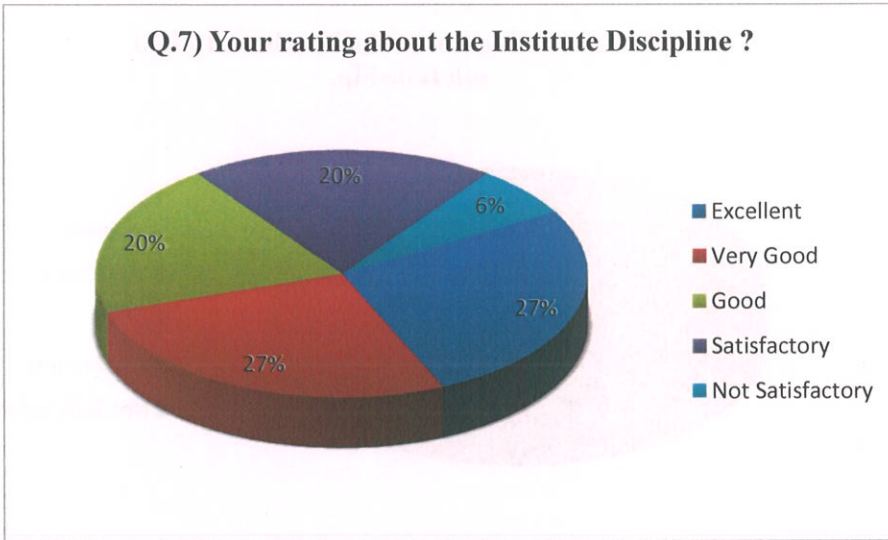
Q.6) Your overall rating about our teacher.

	Grade	No. of Parents	Percentage
Q.6)	Excellent	5	33.33%
	Very Good	5	33.33%
	Good	4	26.67%
	Satisfactory	1	6.67%
	Not Satisfactory	0	0.00%



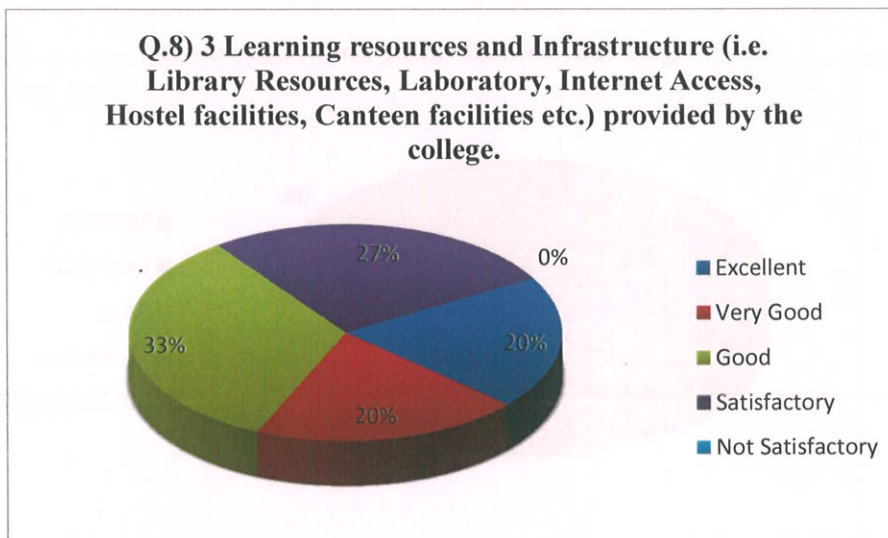
Q.7) Your rating about the Institute Discipline?

	Grade	No. of Parents	Percentage
Q.7)	Excellent	4	26.67%
	Very Good	4	26.67%
	Good	3	20.00%
	Satisfactory	3	20.00%
	Not Satisfactory	1	6.67%



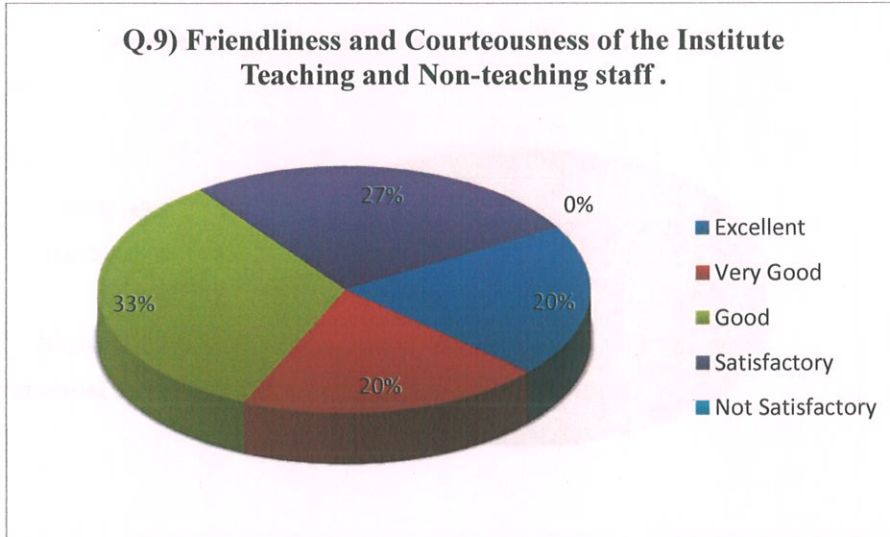
Q.8) 3 Learning resources and Infrastructure (i.e. Library Resources, Laboratory, Internet Access, Hostel facilities, Canteen facilities etc.) provided by the college.

	Grade	No. of Parents	Percentage
Q.8)	Excellent	3	20.00%
	Very Good	3	20.00%
	Good	5	33.33%
	Satisfactory	4	26.67%
	Not Satisfactory	0	0.00%



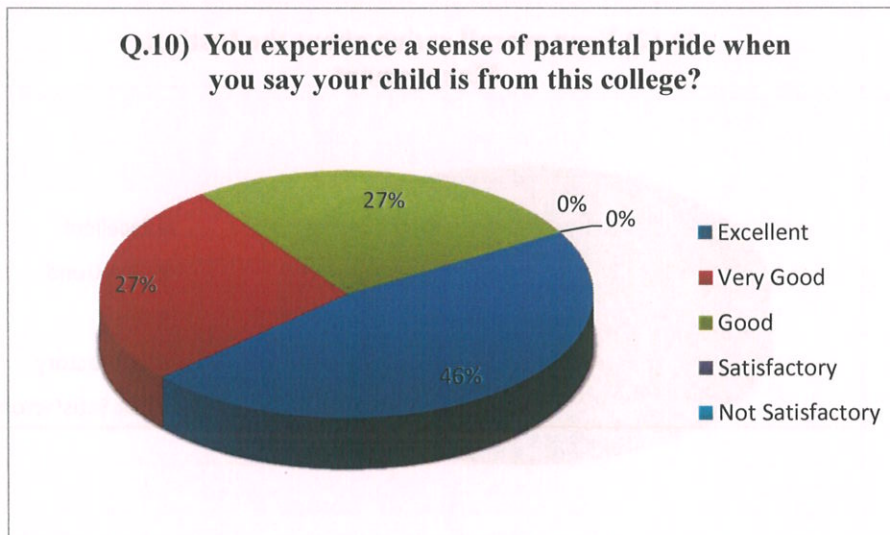
Q.9) Friendliness and Courteousness of the Institute Teaching and Non-teaching staff.

	Grade	No. of Parents	Percentage
Q.9)	Excellent	3	20.00%
	Very Good	3	20.00%
	Good	5	33.33%
	Satisfactory	4	26.67%
	Not Satisfactory	0	0.00%



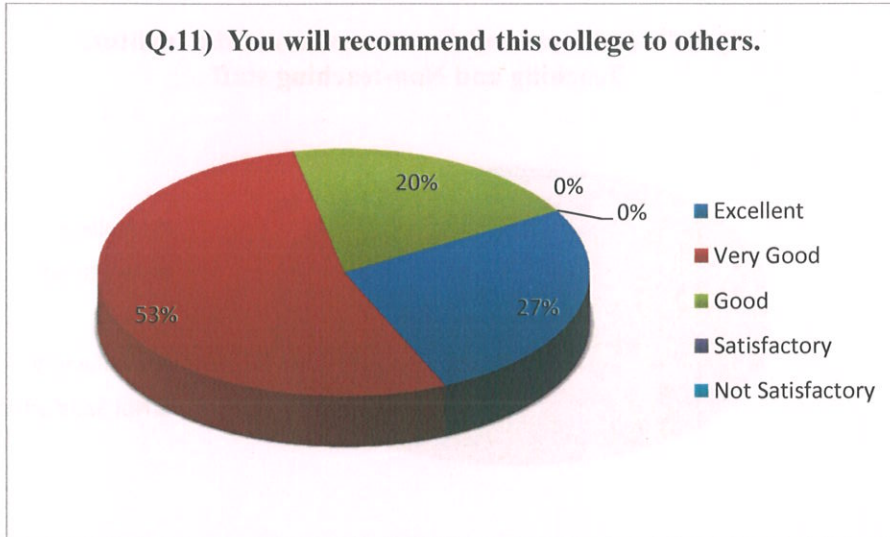
Q.10) You experience a sense of parental pride when you say your child is from this college?

	Grade	No. of Parents	Percentage
Q.10)	Excellent	7	46.67%
	Very Good	4	26.67%
	Good	4	26.67%
	Satisfactory	0	0.00%
	Not Satisfactory	0	0.00%



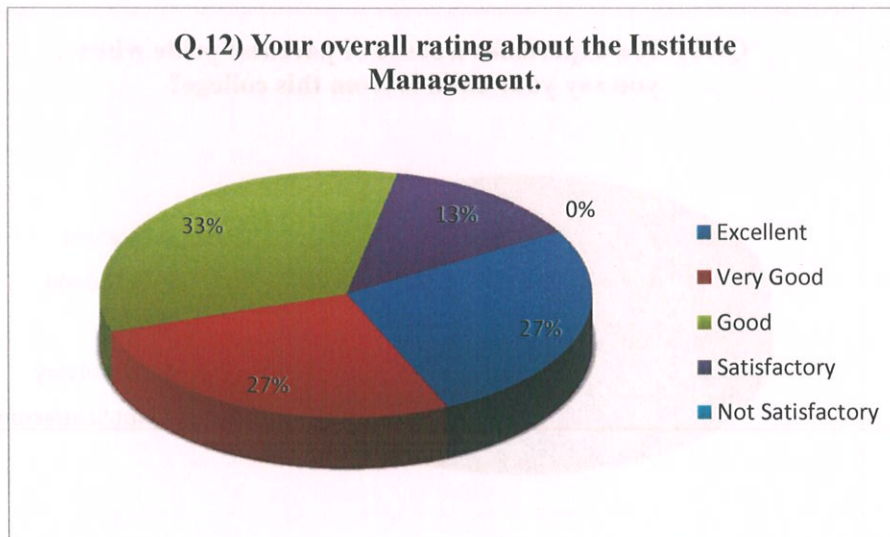
Q.11) You will recommend this college to others.

	Grade	No. of Parents	Percentage
Q.11)	Excellent	4	26.67%
	Very Good	8	53.33%
	Good	3	20.00%
	Satisfactory	0	0.00%
	Not Satisfactory	0	0.00%



Q.12) Your overall rating about the Institute Management.

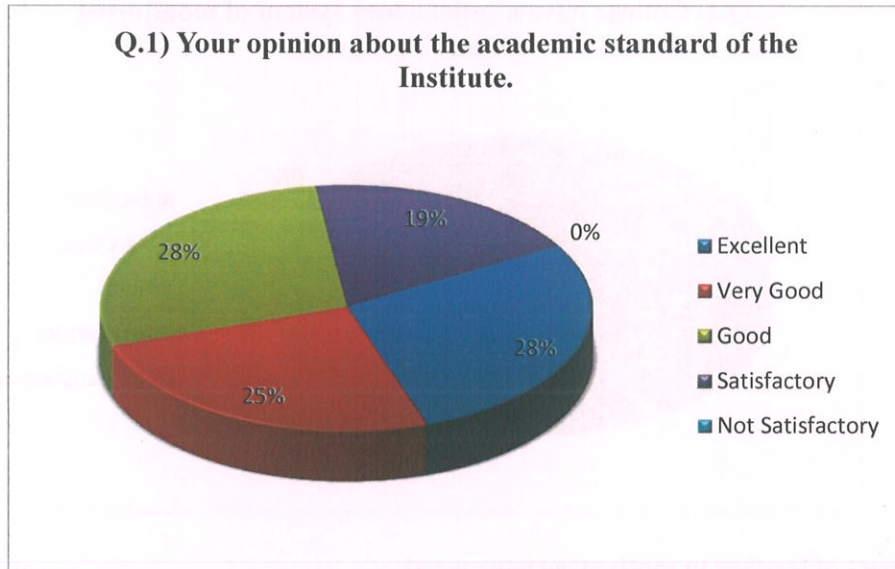
	Grade	No. of Parents	Percentage
Q.12)	Excellent	4	26.67%
	Very Good	4	26.67%
	Good	5	33.33%
	Satisfactory	2	13.33%
	Not Satisfactory	0	0.00%



NAME OF THE DEPARTMENT: GEOLOGY

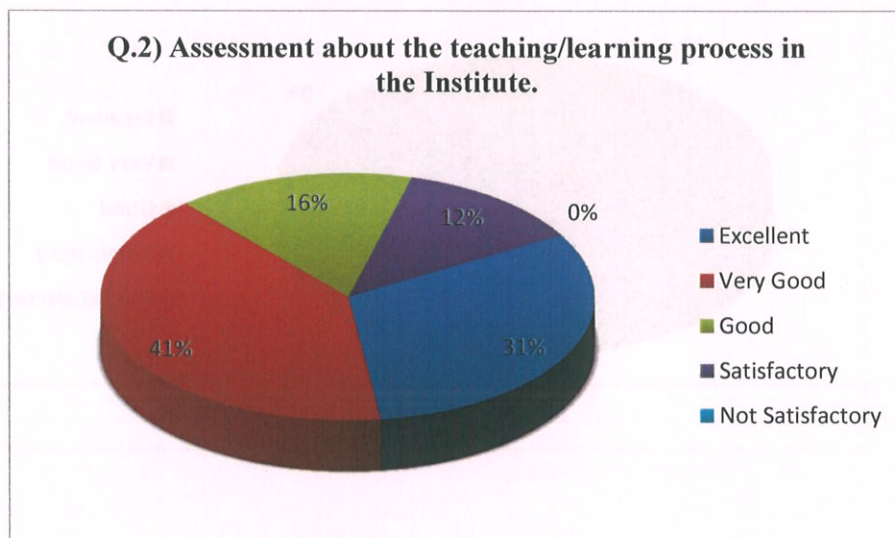
Q.1) Your opinion about the academic standard of the Institute.

	Grade	No. of Parents	Percentage
Q.1)	Excellent	9	28.13%
	Very Good	8	25.00%
	Good	9	28.13%
	Satisfactory	6	18.75%
	Not Satisfactory	0	0.00%



Q.2) Assessment about the teaching/learning process in the Institute.

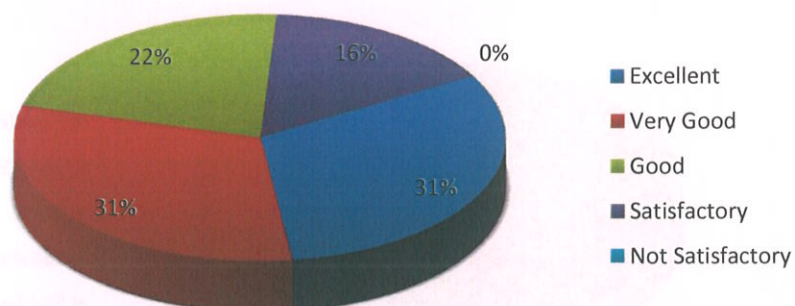
	Grade	No. of Parents	Percentage
Q.2)	Excellent	10	31.25%
	Very Good	13	40.63%
	Good	5	15.63%
	Satisfactory	4	12.50%
	Not Satisfactory	0	0.00%



Q.3) College have a satisfactory system of monitoring student's progress.

	Grade	No. of Parents	Percentage
Q.3)	Excellent	10	31.25%
	Very Good	10	31.25%
	Good	7	21.88%
	Satisfactory	5	15.63%
	Not Satisfactory	0	0.00%

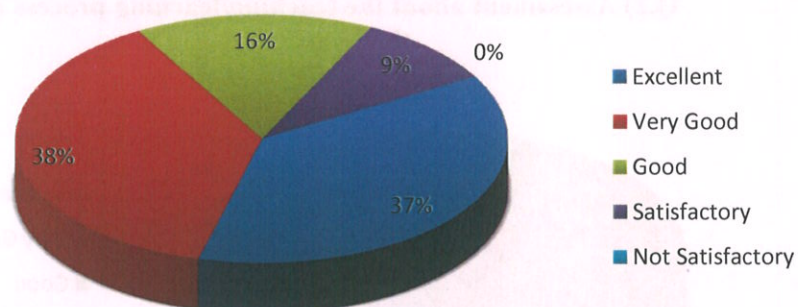
Q.3) College have a satisfactory system of monitoring student's progress



Q.4) The impact of teacher in motivating your ward.

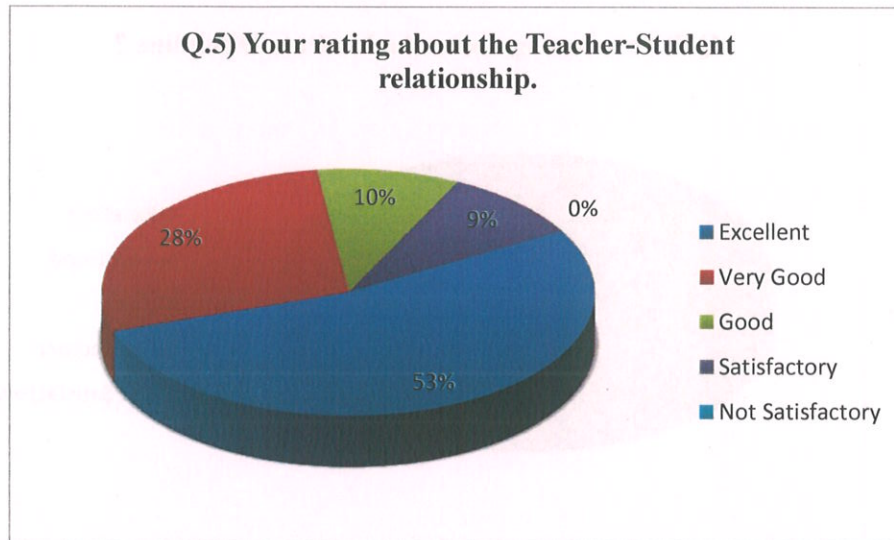
	Grade	No. of Parents	Percentage
Q.4)	Excellent	12	37.50%
	Very Good	12	37.50%
	Good	5	15.63%
	Satisfactory	3	9.38%
	Not Satisfactory	0	0.00%

Q.4) The impact of teacher in motivating your ward.



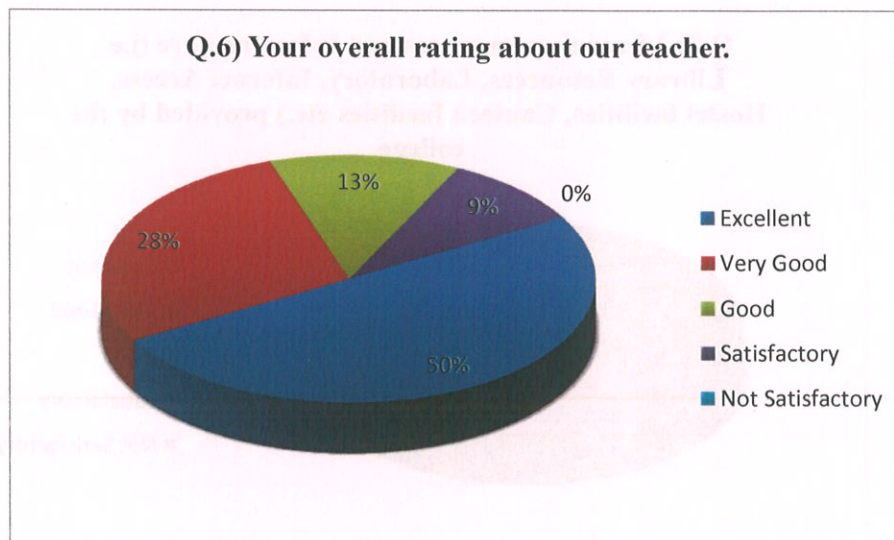
Q.5) Your rating about the Teacher-Student relationship.

	Grade	No. of Parents	Percentage
Q.5)	Excellent	17	53.13%
	Very Good	9	28.13%
	Good	3	9.38%
	Satisfactory	3	9.38%
	Not Satisfactory	0	0.00%



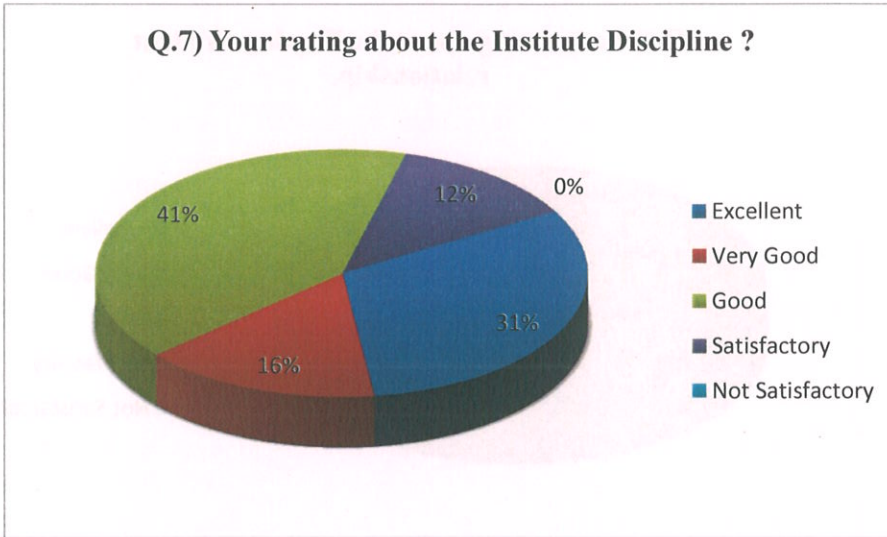
Q.6) Your overall rating about our teacher.

	Grade	No. of Parents	Percentage
Q.6)	Excellent	16	50.00%
	Very Good	9	28.13%
	Good	4	12.50%
	Satisfactory	3	9.38%
	Not Satisfactory	0	0.00%



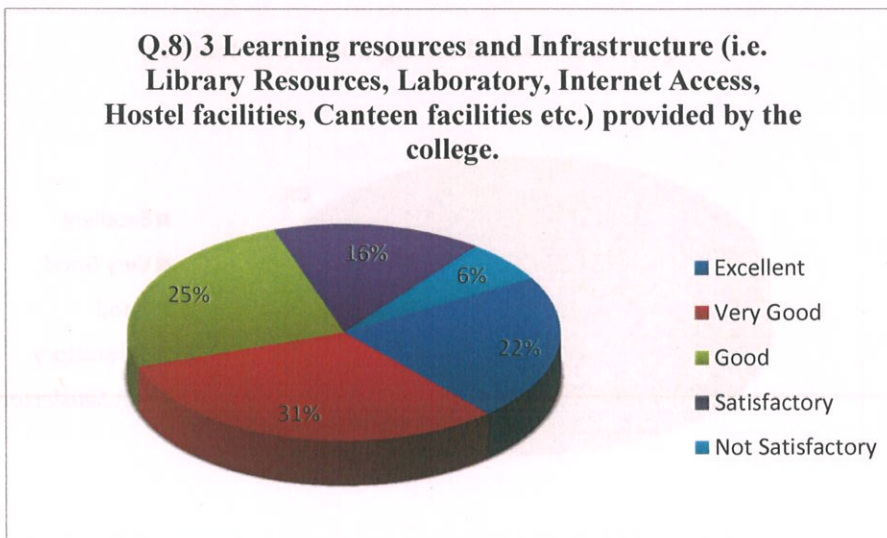
Q.7) Your rating about the Institute Discipline?

	Grade	No. of Parents	Percentage
Q.7)	Excellent	10	31.25%
	Very Good	5	15.63%
	Good	13	40.63%
	Satisfactory	4	12.50%
	Not Satisfactory	0	0.00%



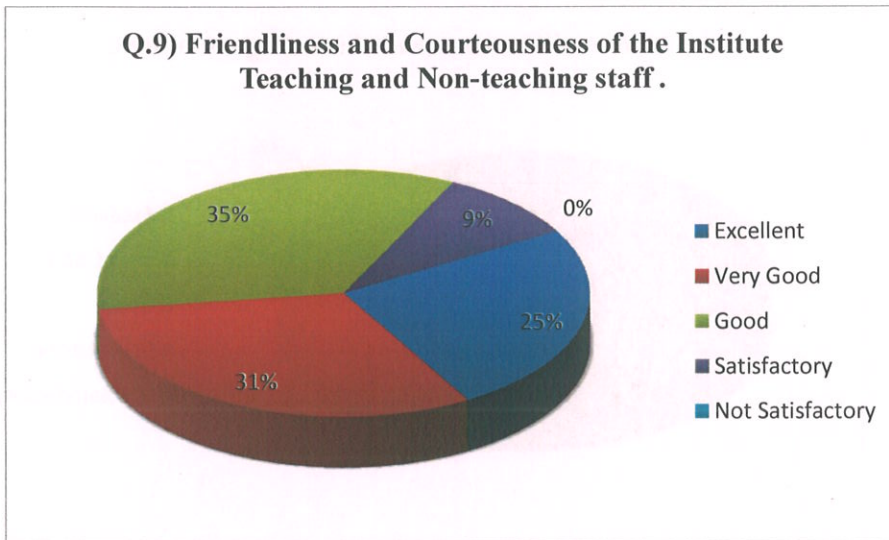
Q.8) 3 Learning resources and Infrastructure (i.e. Library Resources, Laboratory, Internet Access, Hostel facilities, Canteen facilities etc.) provided by the college.

	Grade	No. of Parents	Percentage
Q.8)	Excellent	7	21.88%
	Very Good	10	31.25%
	Good	8	25.00%
	Satisfactory	5	15.63%
	Not Satisfactory	2	6.25%



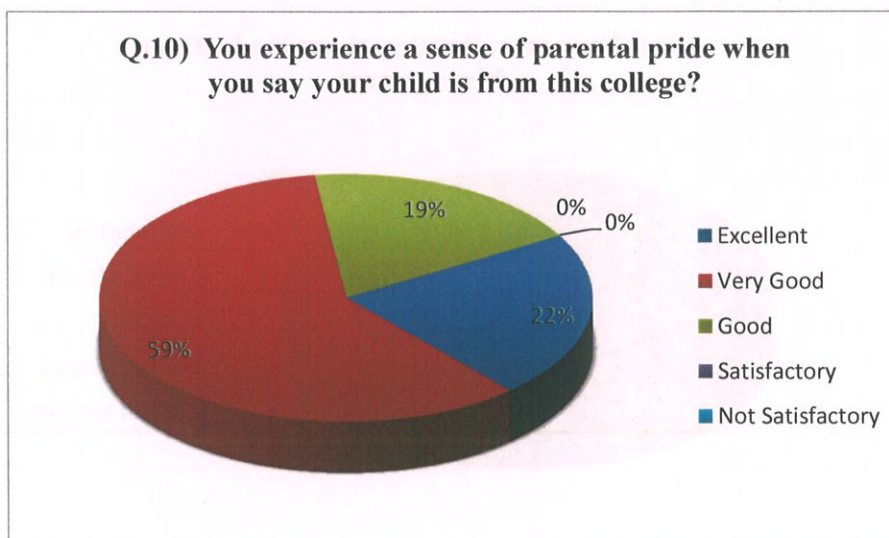
Q.9) Friendliness and Courteousness of the Institute Teaching and Non-teaching staff.

	Grade	No. of Parents	Percentage
Q.9)	Excellent	8	25.00%
	Very Good	10	31.25%
	Good	11	34.38%
	Satisfactory	3	9.38%
	Not Satisfactory	0	0.00%



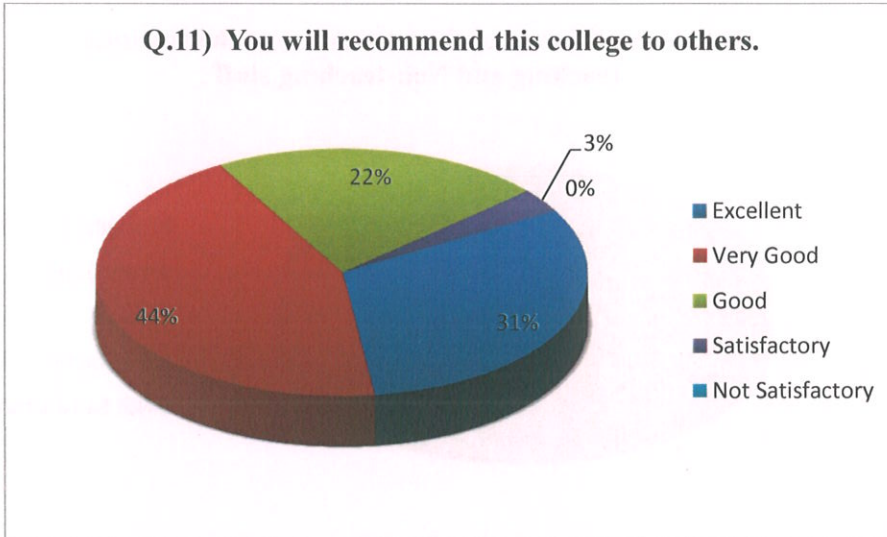
Q.10) You experience a sense of parental pride when you say your child is from this college?

	Grade	No. of Parents	Percentage
Q.10)	Excellent	7	21.88%
	Very Good	19	59.38%
	Good	6	18.75%
	Satisfactory	0	0.00%
	Not Satisfactory	0	0.00%



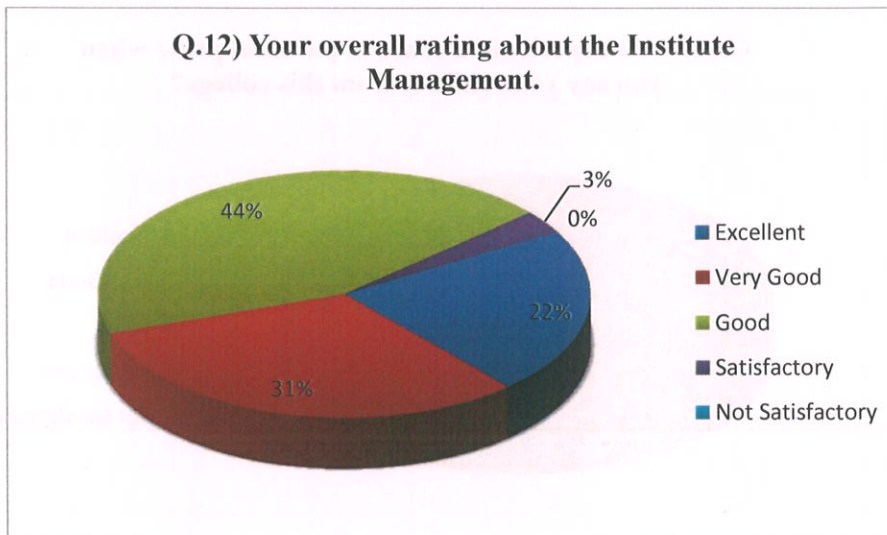
Q.11) You will recommend this college to others.

	Grade	No. of Parents	Percentage
Q.11)	Excellent	10	31.25%
	Very Good	14	43.75%
	Good	7	21.88%
	Satisfactory	1	3.13%
	Not Satisfactory	0	0.00%



Q.12) Your overall rating about the Institute Management.

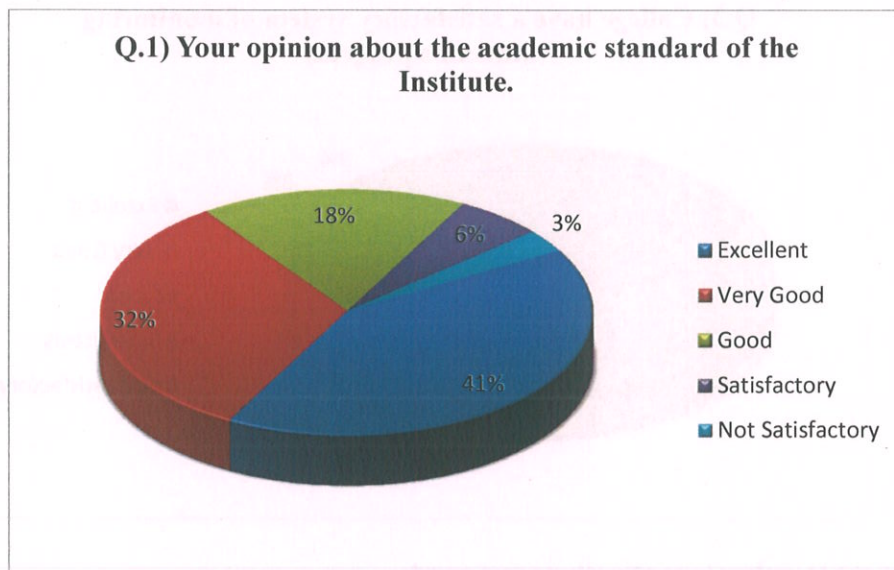
	Grade	No. of Parents	Percentage
Q.12)	Excellent	7	21.88%
	Very Good	10	31.25%
	Good	14	43.75%
	Satisfactory	1	3.13%
	Not Satisfactory	0	0.00%



NAME OF THE DEPARTMENT: HINDI

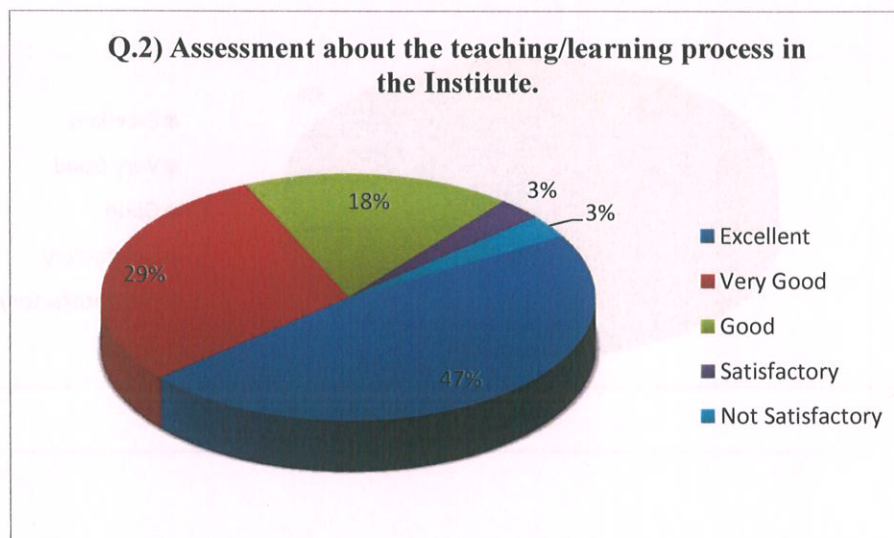
Q.1) Your opinion about the academic standard of the Institute.

	Grade	No. of Parents	Percentage
Q.1)	Excellent	14	41.18%
	Very Good	11	32.35%
	Good	6	17.65%
	Satisfactory	2	5.88%
	Not Satisfactory	1	2.94%



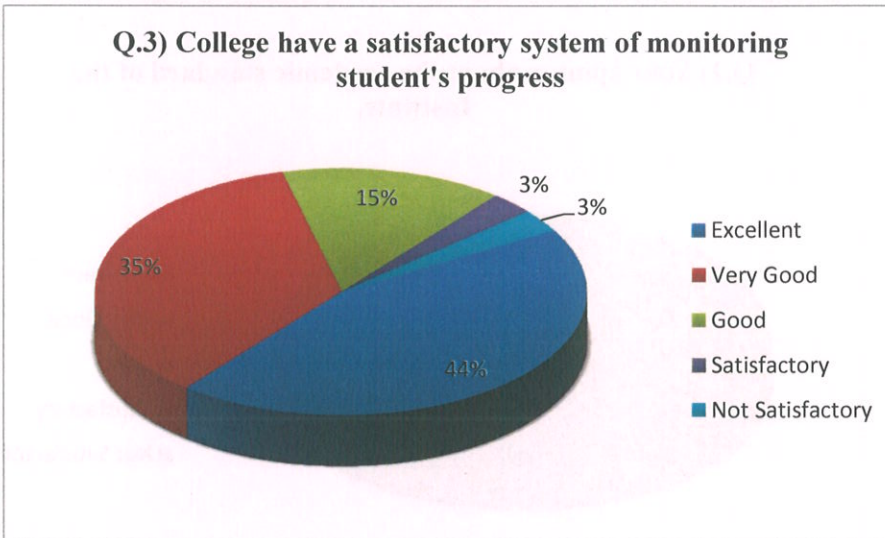
Q.2) Assessment about the teaching/learning process in the Institute.

	Grade	No. of Parents	Percentage
Q.2)	Excellent	16	47.06%
	Very Good	10	29.41%
	Good	6	17.65%
	Satisfactory	1	2.94%
	Not Satisfactory	1	2.94%



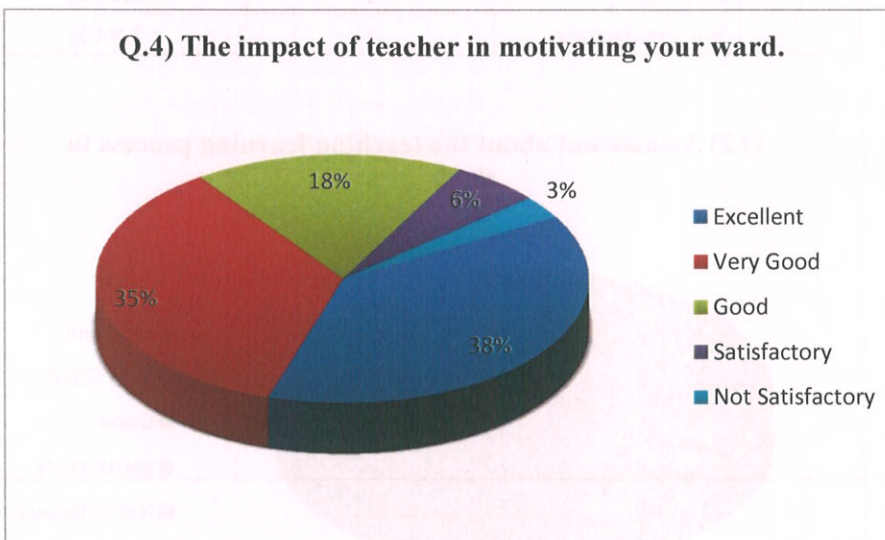
Q.3) College have a satisfactory system of monitoring student's progress.

	Grade	No. of Parents	Percentage
Q.3)	Excellent	15	44.12%
	Very Good	12	35.29%
	Good	5	14.71%
	Satisfactory	1	2.94%
	Not Satisfactory	1	2.94%



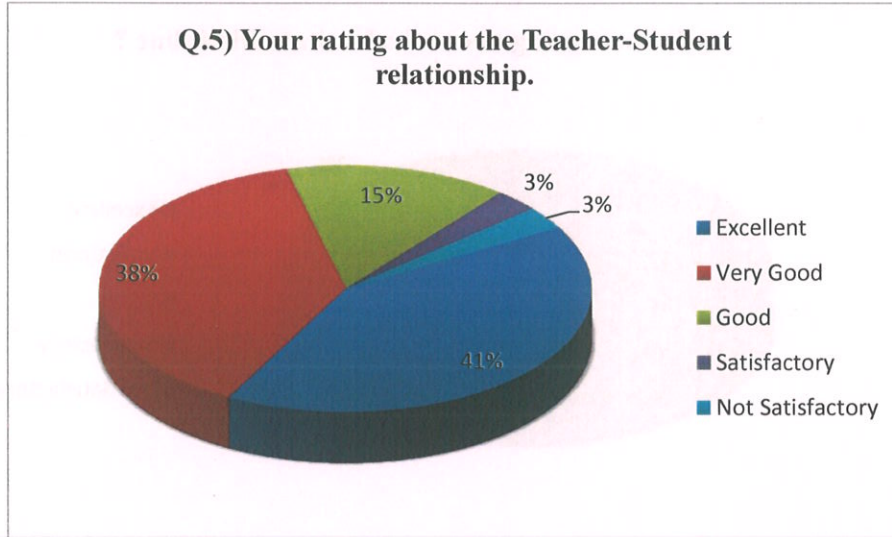
Q.4) The impact of teacher in motivating your ward.

	Grade	No. of Parents	Percentage
Q.4)	Excellent	13	38.24%
	Very Good	12	35.29%
	Good	6	17.65%
	Satisfactory	2	5.88%
	Not Satisfactory	1	2.94%



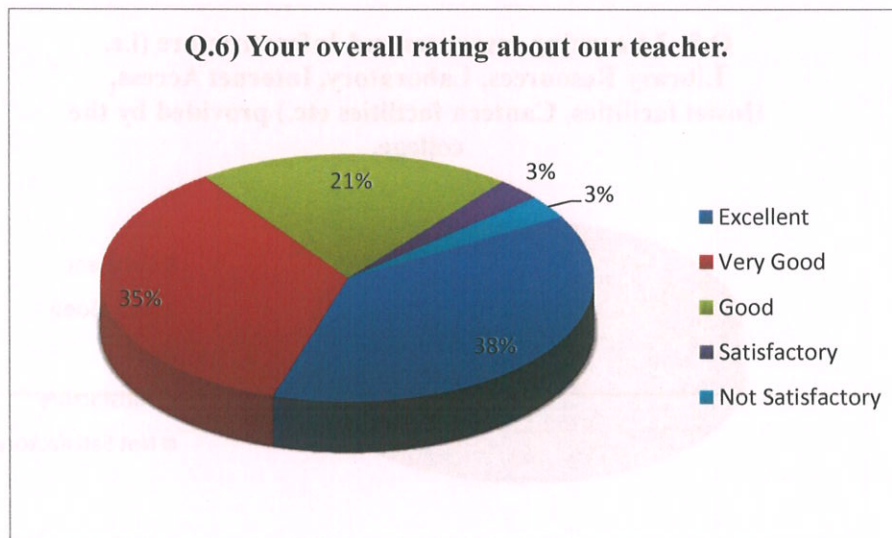
Q.5) Your rating about the Teacher-Student relationship.

	Grade	No. of Parents	Percentage
Q.5)	Excellent	14	41.18%
	Very Good	13	38.24%
	Good	5	14.71%
	Satisfactory	1	2.94%
	Not Satisfactory	1	2.94%



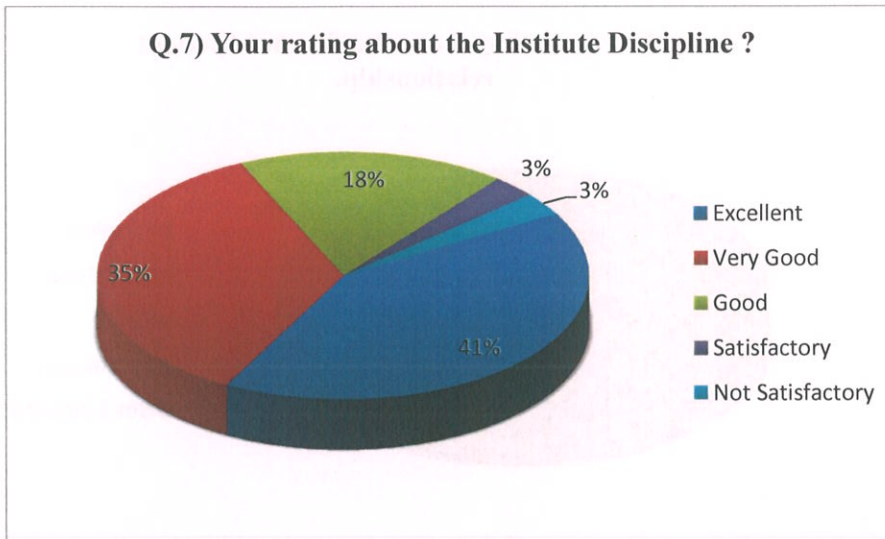
Q.6) Your overall rating about our teacher.

	Grade	No. of Parents	Percentage
Q.6)	Excellent	13	38.24%
	Very Good	12	35.29%
	Good	7	20.59%
	Satisfactory	1	2.94%
	Not Satisfactory	1	2.94%



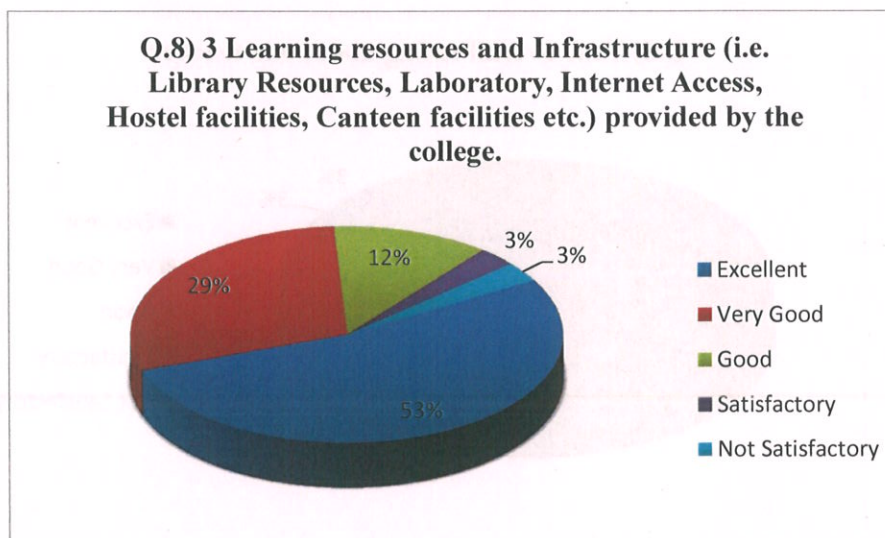
Q.7) Your rating about the Institute Discipline?

	Grade	No. of Parents	Percentage
Q.7)	Excellent	14	41.18%
	Very Good	12	35.29%
	Good	6	17.65%
	Satisfactory	1	2.94%
	Not Satisfactory	1	2.94%



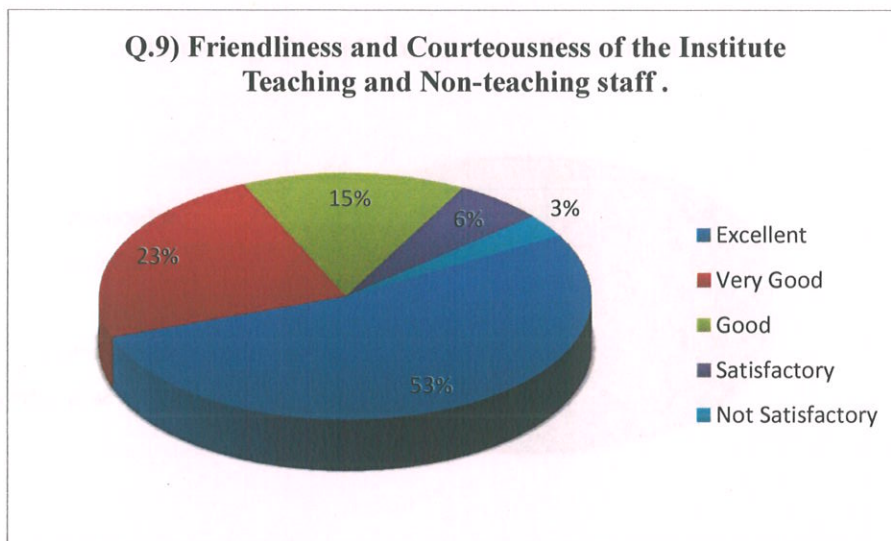
Q.8) 3 Learning resources and Infrastructure (i.e. Library Resources, Laboratory, Internet Access, Hostel facilities, Canteen facilities etc.) provided by the college.

	Grade	No. of Parents	Percentage
Q.8)	Excellent	18	52.94%
	Very Good	10	29.41%
	Good	4	11.76%
	Satisfactory	1	2.94%
	Not Satisfactory	1	2.94%



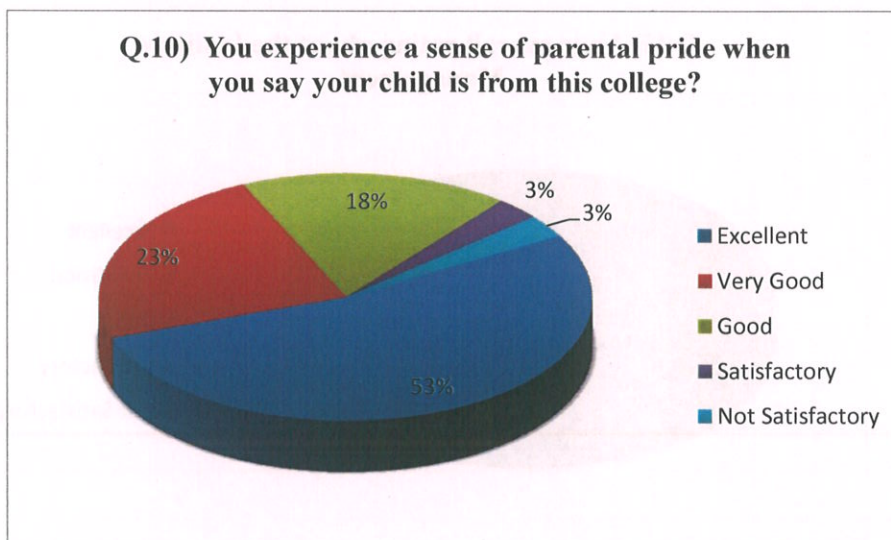
Q.9) Friendliness and Courteousness of the Institute Teaching and Non-teaching staff.

	Grade	No. of Parents	Percentage
Q.9)	Excellent	18	52.94%
	Very Good	8	23.53%
	Good	5	14.71%
	Satisfactory	2	5.88%
	Not Satisfactory	1	2.94%



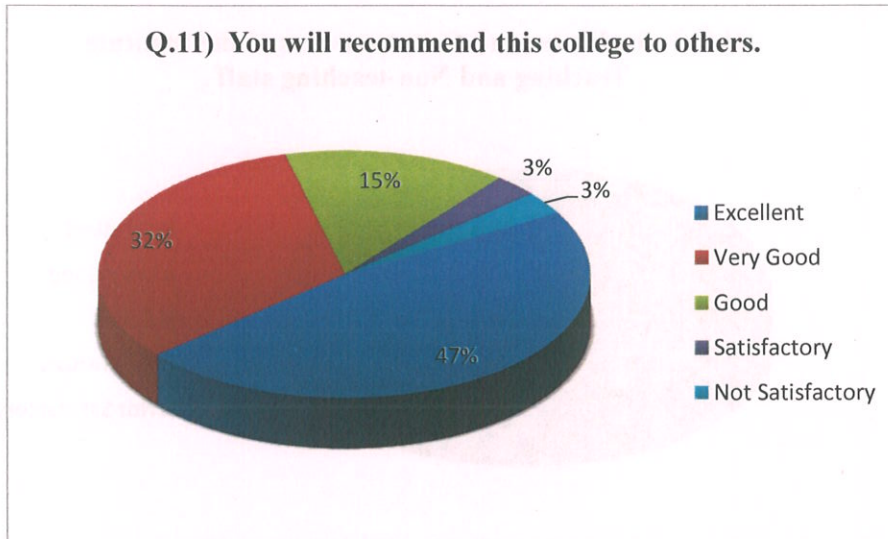
Q.10) You experience a sense of parental pride when you say your child is from this college?

	Grade	No. of Parents	Percentage
Q.10)	Excellent	18	52.94%
	Very Good	8	23.53%
	Good	6	17.65%
	Satisfactory	1	2.94%
	Not Satisfactory	1	2.94%



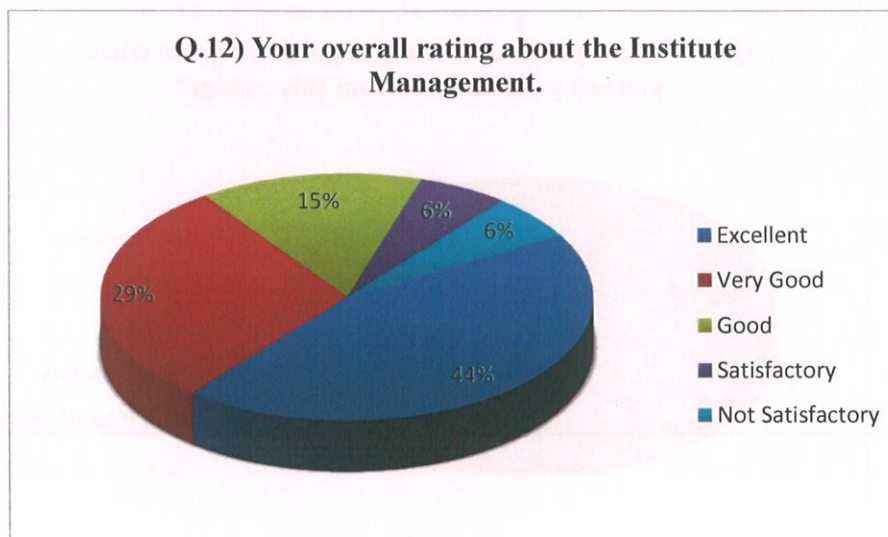
Q.11) You will recommend this college to others.

	Grade	No. of Parents	Percentage
Q.11)	Excellent	16	47.06%
	Very Good	11	32.35%
	Good	5	14.71%
	Satisfactory	1	2.94%
	Not Satisfactory	1	2.94%



Q.12) Your overall rating about the Institute Management.

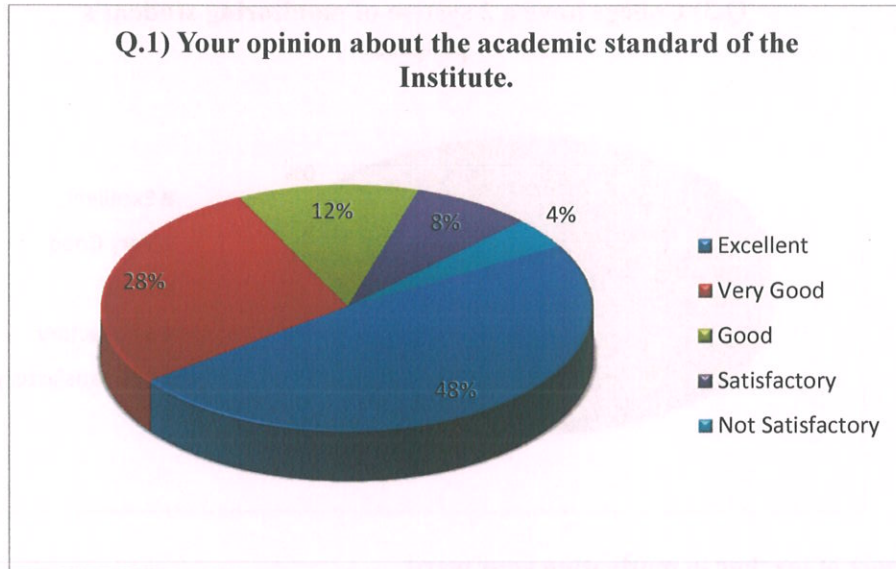
	Grade	No. of Parents	Percentage
Q.12)	Excellent	15	44.12%
	Very Good	10	29.41%
	Good	5	14.71%
	Satisfactory	2	5.88%
	Not Satisfactory	2	5.88%



NAME OF THE DEPARTMENT: HISTORY

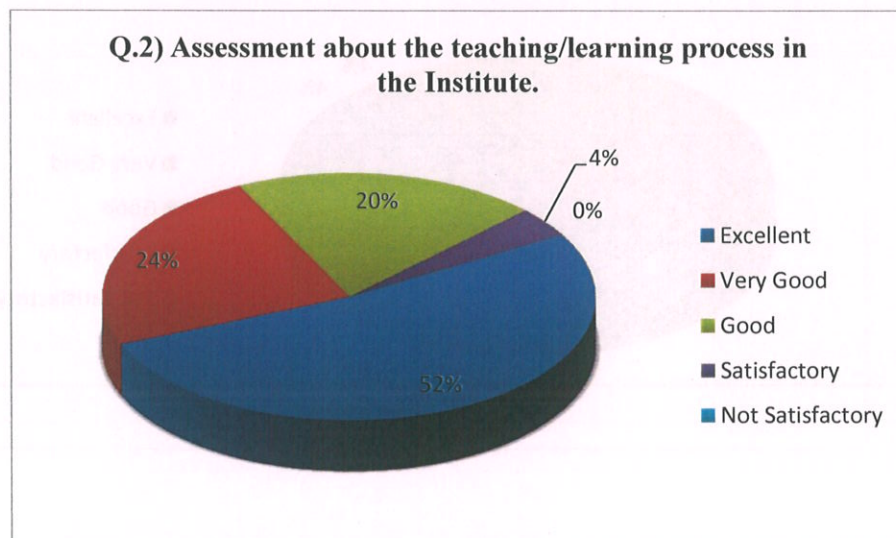
Q.1) Your opinion about the academic standard of the Institute.

	Grade	No. of Parents	Percentage
Q.1)	Excellent	12	48.00%
	Very Good	7	28.00%
	Good	3	12.00%
	Satisfactory	2	8.00%
	Not Satisfactory	1	4.00%



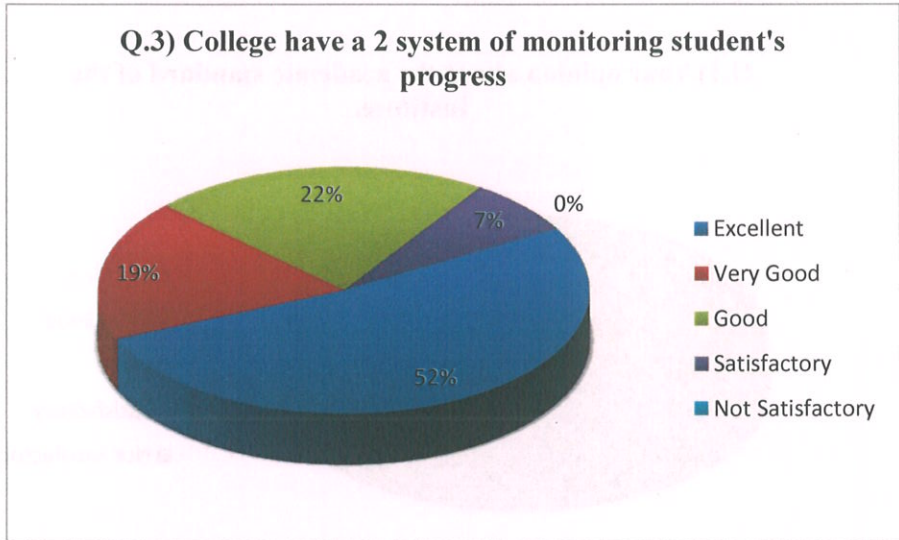
Q.2) Assessment about the teaching/learning process in the Institute.

	Grade	No. of Parents	Percentage
Q.2)	Excellent	13	52.00%
	Very Good	6	24.00%
	Good	5	20.00%
	Satisfactory	1	4.00%
	Not Satisfactory	0	0.00%



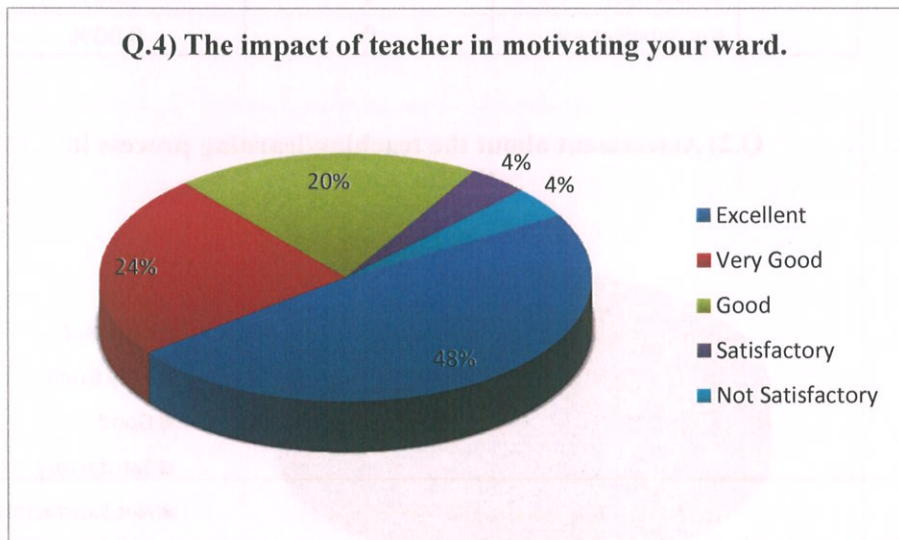
Q.3) College have a satisfactory system of monitoring student's progress.

	Grade	No. of Parents	Percentage
Q.3)	Excellent	14	56.00%
	Very Good	5	20.00%
	Good	6	24.00%
	Satisfactory	2	8.00%
	Not Satisfactory	0	0.00%



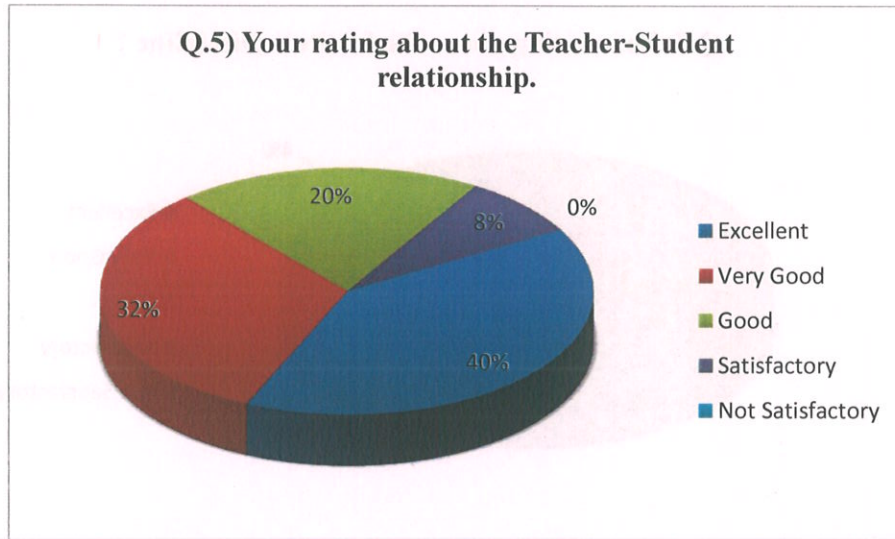
Q.4) The impact of teacher in motivating your ward.

	Grade	No. of Parents	Percentage
Q.4)	Excellent	12	48.00%
	Very Good	6	24.00%
	Good	5	20.00%
	Satisfactory	1	4.00%
	Not Satisfactory	1	4.00%



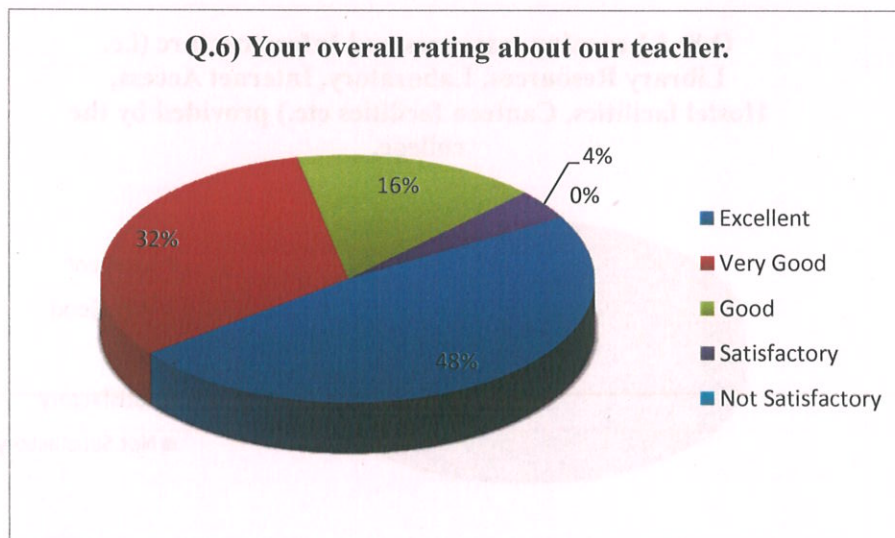
Q.5) Your rating about the Teacher-Student relationship.

	Grade	No. of Parents	Percentage
Q.5)	Excellent	10	40.00%
	Very Good	8	32.00%
	Good	5	20.00%
	Satisfactory	2	8.00%
	Not Satisfactory	0	0.00%



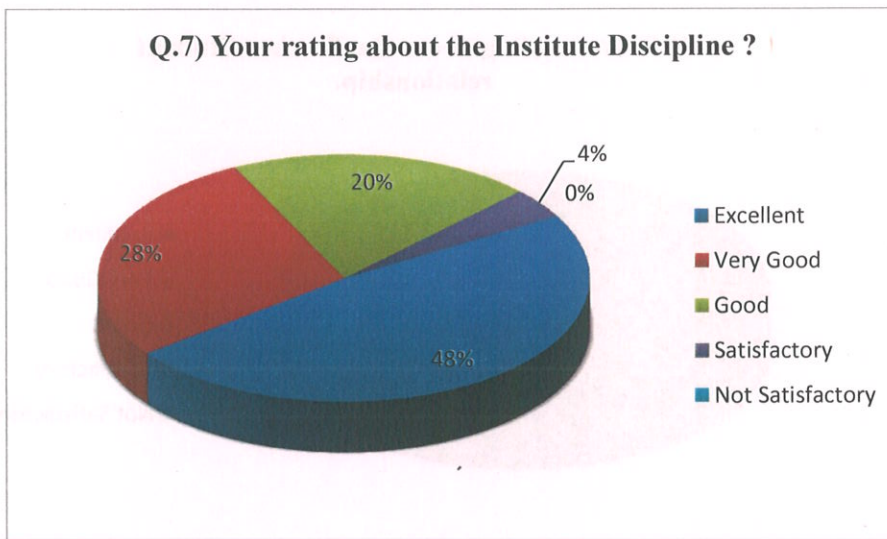
Q.6) Your overall rating about our teacher.

	Grade	No. of Parents	Percentage
Q.6)	Excellent	12	48.00%
	Very Good	8	32.00%
	Good	4	16.00%
	Satisfactory	1	4.00%
	Not Satisfactory	0	0.00%



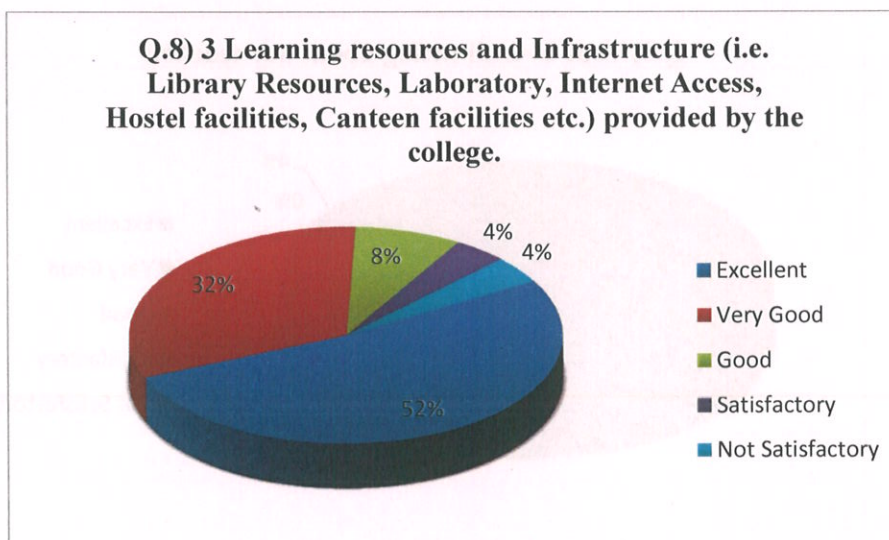
Q.7) Your rating about the Institute Discipline?

	Grade	No. of Parents	Percentage
Q.7)	Excellent	12	48.00%
	Very Good	7	28.00%
	Good	5	20.00%
	Satisfactory	1	4.00%
	Not Satisfactory	0	0.00%



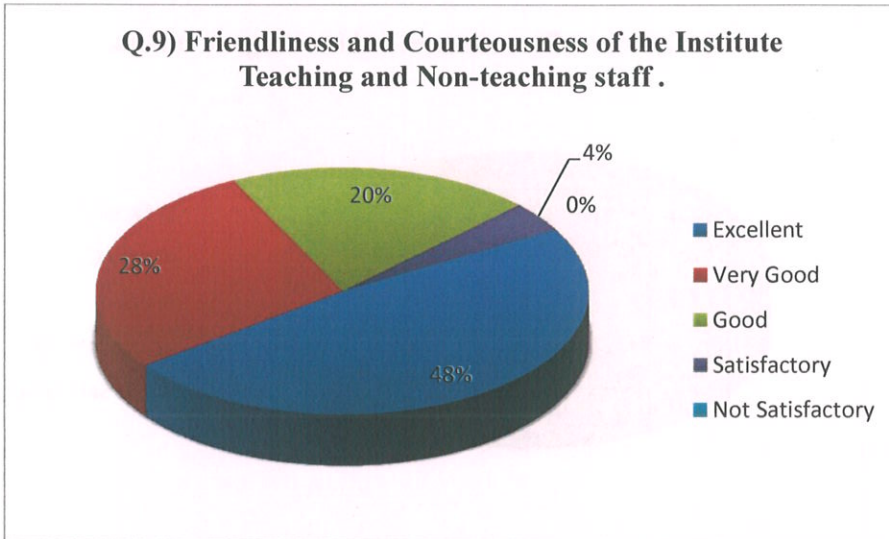
Q.8) 3 Learning resources and Infrastructure (i.e. Library Resources, Laboratory, Internet Access, Hostel facilities, Canteen facilities etc.) provided by the college.

	Grade	No. of Parents	Percentage
Q.8)	Excellent	13	52.00%
	Very Good	8	32.00%
	Good	2	8.00%
	Satisfactory	1	4.00%
	Not Satisfactory	1	4.00%



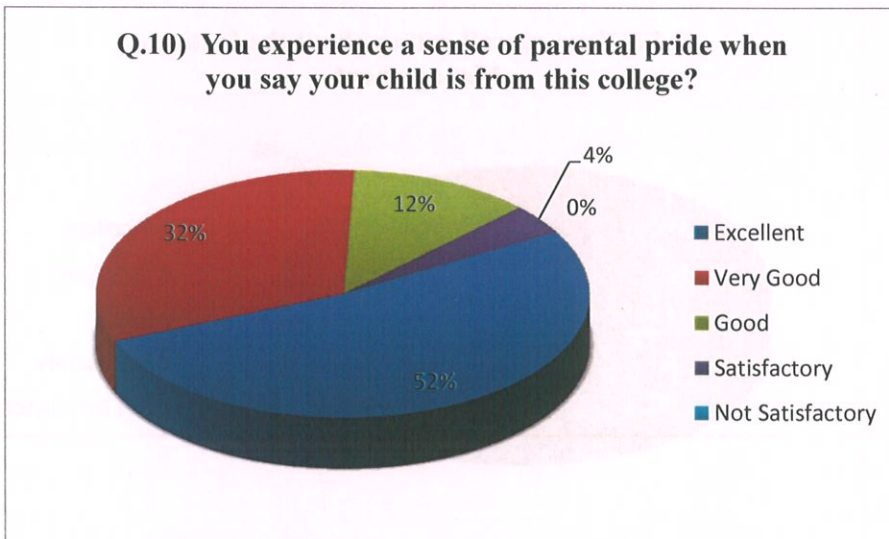
Q.9) Friendliness and Courteousness of the Institute Teaching and Non-teaching staff.

	Grade	No. of Parents	Percentage
Q.9)	Excellent	12	48.00%
	Very Good	7	28.00%
	Good	5	20.00%
	Satisfactory	1	4.00%
	Not Satisfactory	0	0.00%



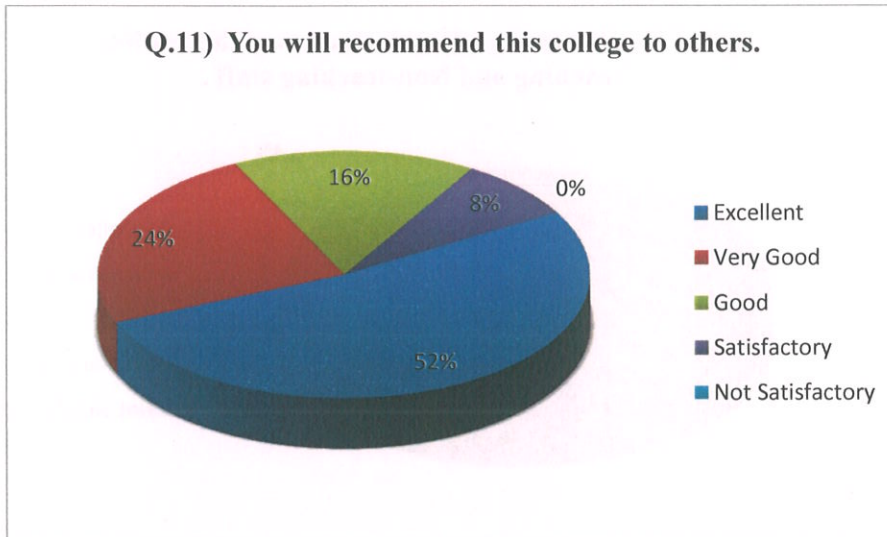
Q.10) You experience a sense of parental pride when you say your child is from this college?

	Grade	No. of Parents	Percentage
Q.10)	Excellent	13	52.00%
	Very Good	8	32.00%
	Good	3	12.00%
	Satisfactory	1	4.00%
	Not Satisfactory	0	0.00%



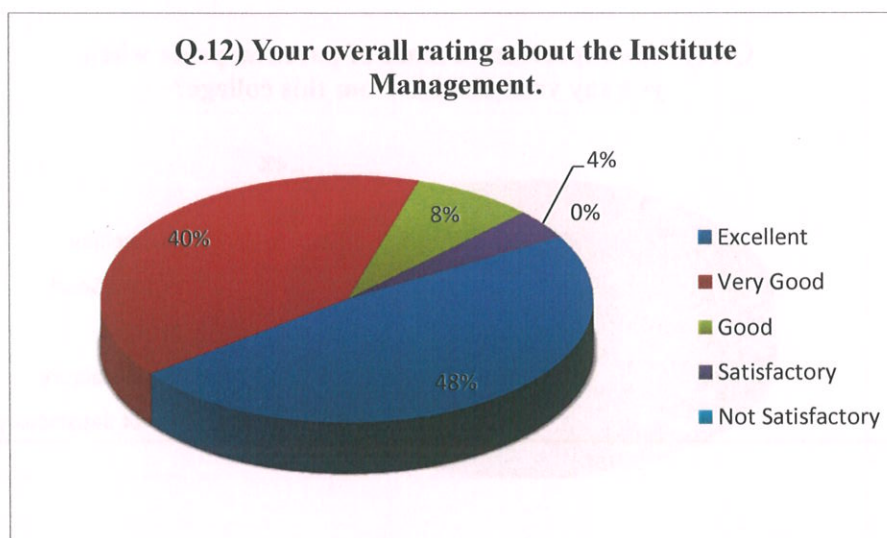
Q.11) You will recommend this college to others.

	Grade	No. of Parents	Percentage
Q.11)	Excellent	13	52.00%
	Very Good	6	24.00%
	Good	4	16.00%
	Satisfactory	2	8.00%
	Not Satisfactory	0	0.00%



Q.12) Your overall rating about the Institute Management.

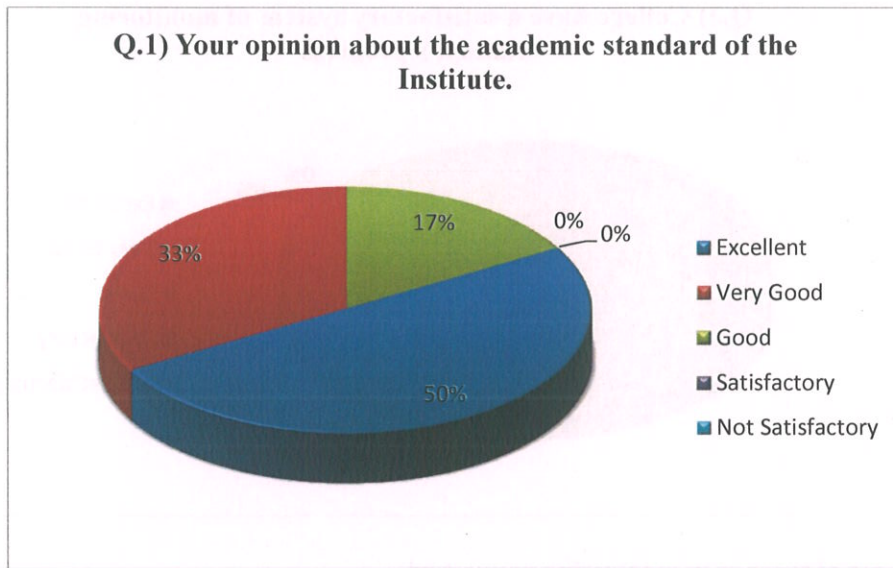
	Grade	No. of Parents	Percentage
Q.12)	Excellent	12	48.00%
	Very Good	10	40.00%
	Good	2	8.00%
	Satisfactory	1	4.00%
	Not Satisfactory	0	0.00%



NAME OF THE DEPARTMENT: HOME SCIENCE

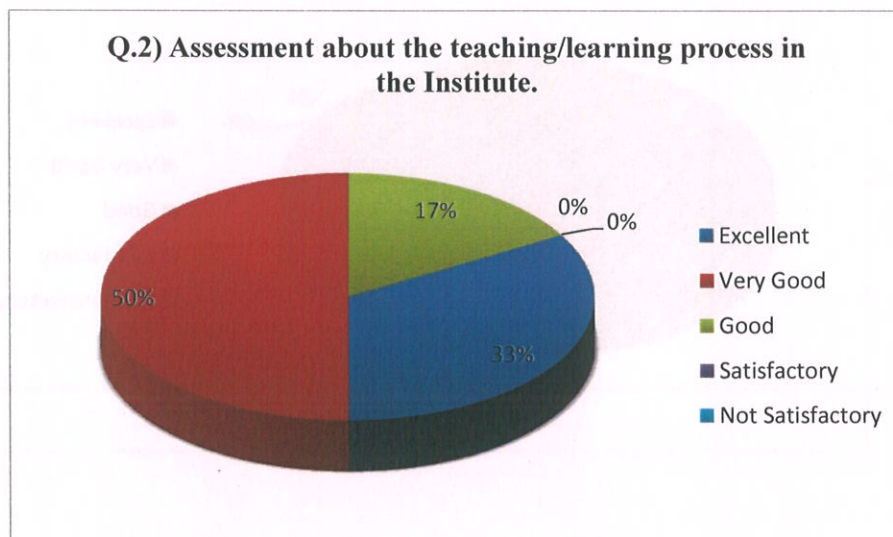
Q.1) Your opinion about the academic standard of the Institute.

	Grade	No. of Parents	Percentage
Q.1)	Excellent	3	50.00%
	Very Good	2	33.33%
	Good	1	16.67%
	Satisfactory	0	0.00%
	Not Satisfactory	0	0.00%



Q.2) Assessment about the teaching/learning process in the Institute.

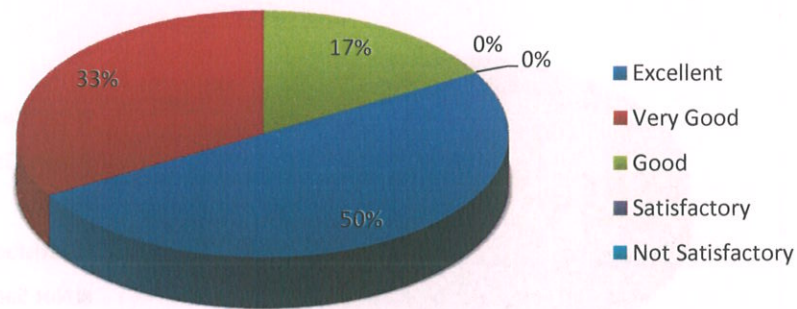
	Grade	No. of Parents	Percentage
Q.2)	Excellent	2	33.33%
	Very Good	3	50.00%
	Good	1	16.67%
	Satisfactory	0	0.00%
	Not Satisfactory	0	0.00%



Q.3) College have a satisfactory system of monitoring student's progress.

	Grade	No. of Parents	Percentage
Q.3)	Excellent	3	50.00%
	Very Good	2	33.33%
	Good	1	16.67%
	Satisfactory	0	0.00%
	Not Satisfactory	0	0.00%

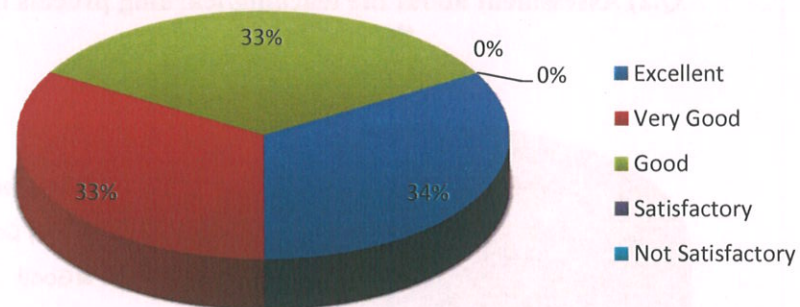
Q.3) College have a satisfactory system of monitoring student's progress



Q.4) The impact of teacher in motivating your ward.

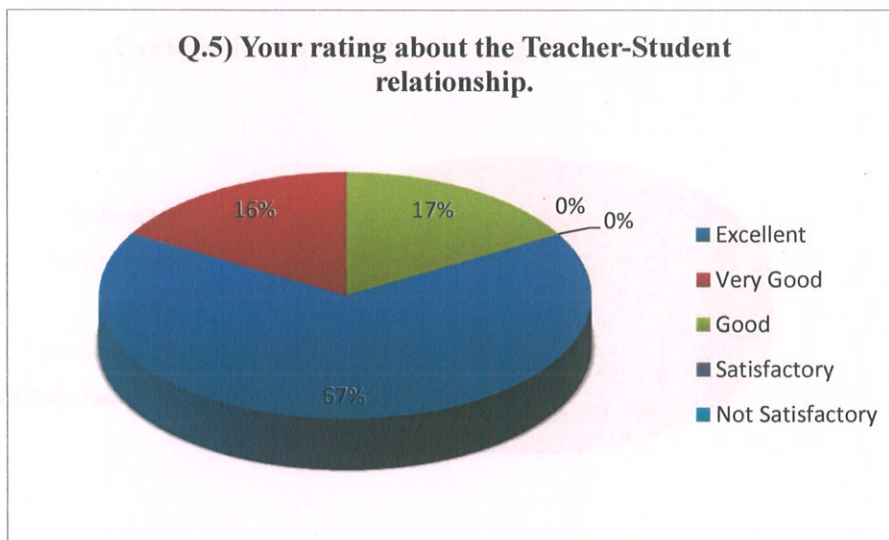
	Grade	No. of Parents	Percentage
Q.4)	Excellent	2	33.33%
	Very Good	2	33.33%
	Good	2	33.33%
	Satisfactory	0	0.00%
	Not Satisfactory	0	0.00%

Q.4) The impact of teacher in motivating your ward.



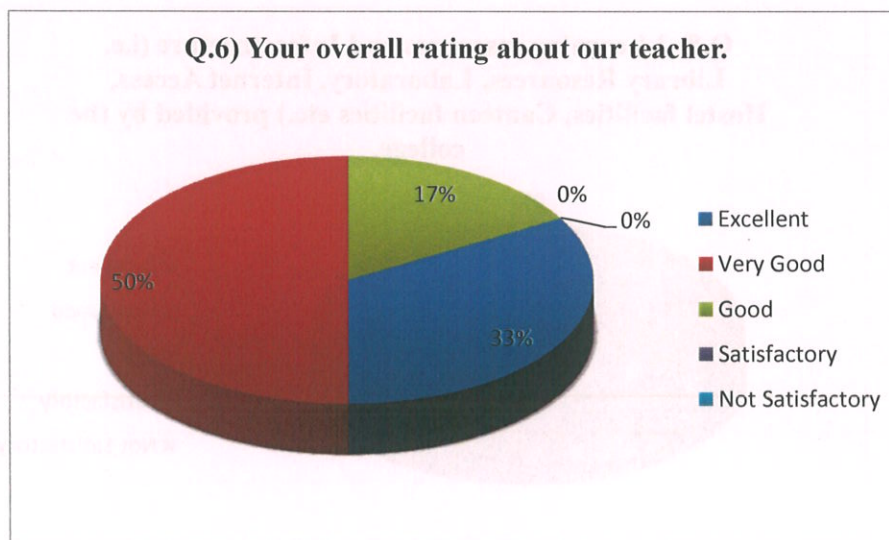
Q.5) Your rating about the Teacher-Student relationship.

	Grade	No. of Parents	Percentage
Q.5)	Excellent	4	66.67%
	Very Good	1	16.67%
	Good	1	16.67%
	Satisfactory	0	0.00%
	Not Satisfactory	0	0.00%



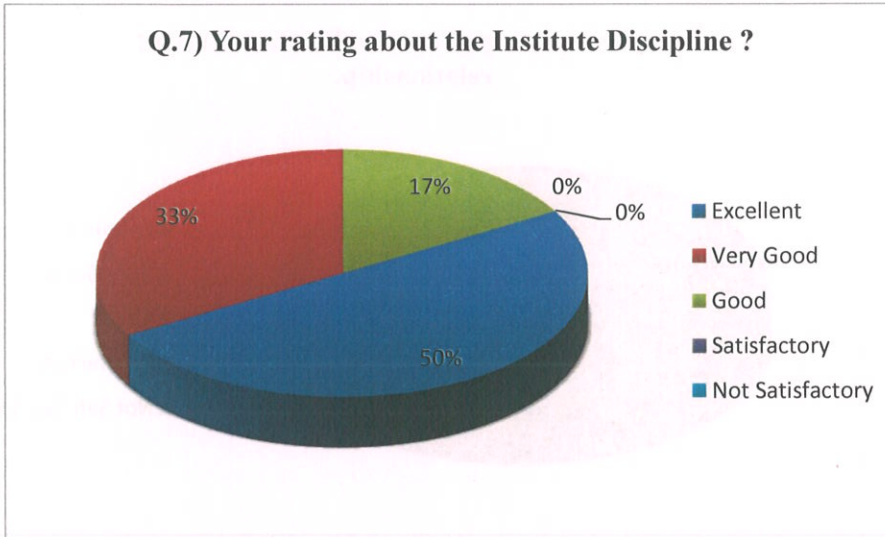
Q.6) Your overall rating about our teacher.

	Grade	No. of Parents	Percentage
Q.6)	Excellent	2	33.33%
	Very Good	3	50.00%
	Good	1	16.67%
	Satisfactory	0	0.00%
	Not Satisfactory	0	0.00%



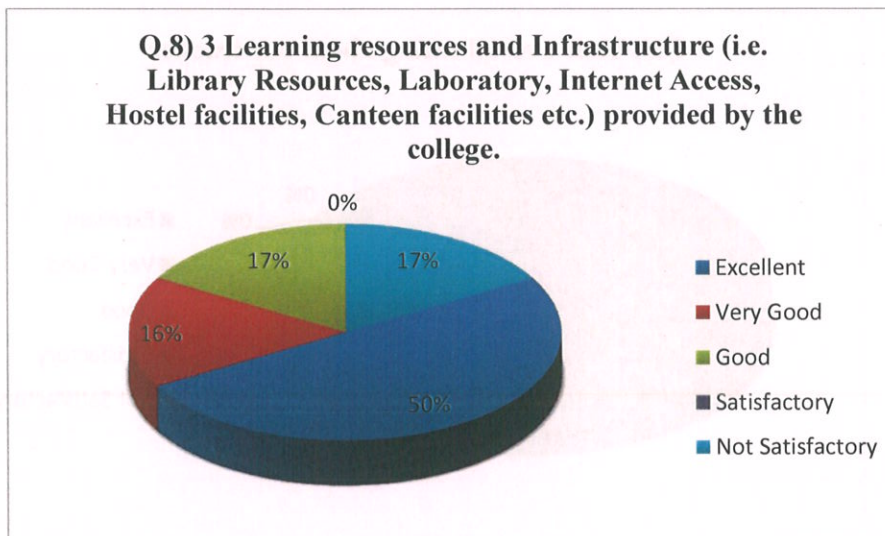
Q.7) Your rating about the Institute Discipline?

	Grade	No. of Parents	Percentage
Q.7)	Excellent	3	50.00%
	Very Good	2	33.33%
	Good	1	16.67%
	Satisfactory	0	0.00%
	Not Satisfactory	0	0.00%



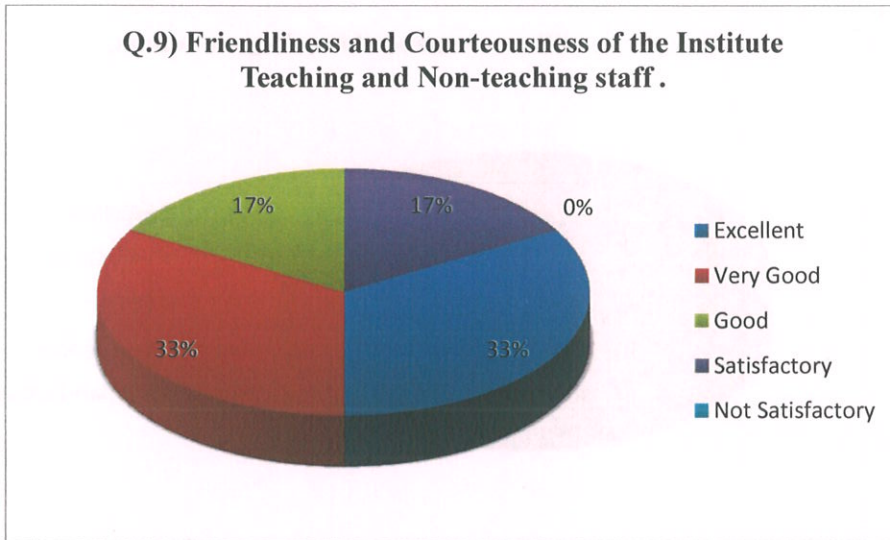
Q.8) 3 Learning resources and Infrastructure (i.e. Library Resources, Laboratory, Internet Access, Hostel facilities, Canteen facilities etc.) provided by the college.

	Grade	No. of Parents	Percentage
Q.8)	Excellent	3	50.00%
	Very Good	1	16.67%
	Good	1	16.67%
	Satisfactory	0	0.00%
	Not Satisfactory	1	16.67%



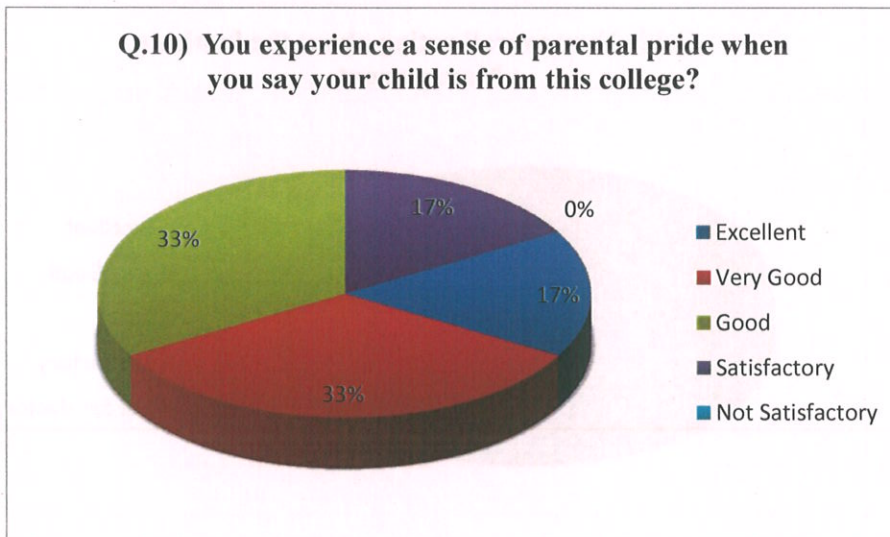
Q.9) Friendliness and Courteousness of the Institute Teaching and Non-teaching staff.

	Grade	No. of Parents	Percentage
Q.9)	Excellent	2	33.33%
	Very Good	2	33.33%
	Good	1	16.67%
	Satisfactory	1	16.67%
	Not Satisfactory	0	0.00%



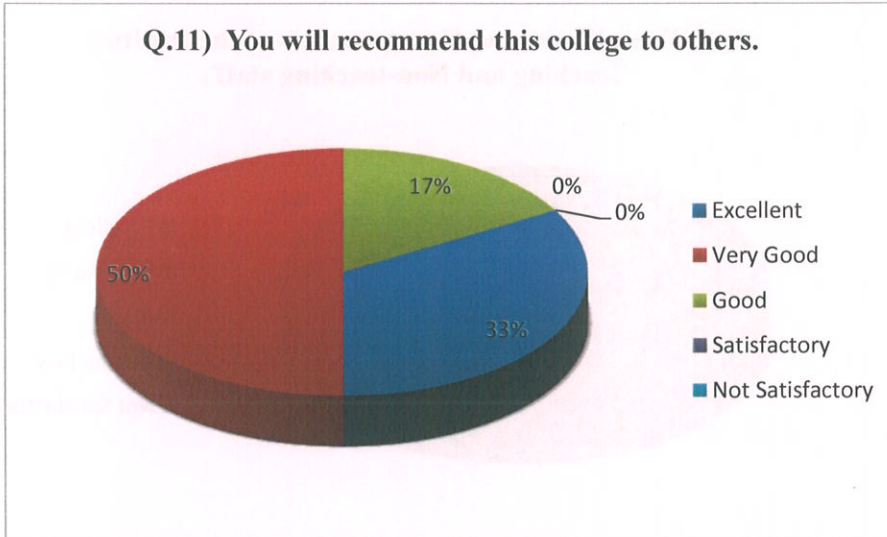
Q.10) You experience a sense of parental pride when you say your child is from this college?

	Grade	No. of Parents	Percentage
Q.10)	Excellent	1	16.67%
	Very Good	2	33.33%
	Good	2	33.33%
	Satisfactory	1	16.67%
	Not Satisfactory	0	0.00%



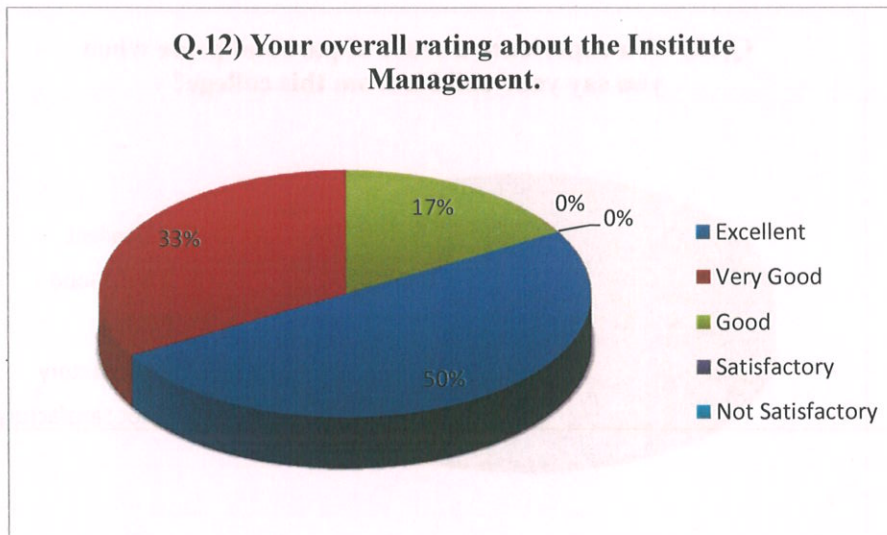
Q.11) You will recommend this college to others.

	Grade	No. of Parents	Percentage
Q.11)	Excellent	2	33.33%
	Very Good	3	50.00%
	Good	1	16.67%
	Satisfactory	0	0.00%
	Not Satisfactory	0	0.00%



Q.12) Your overall rating about the Institute Management.

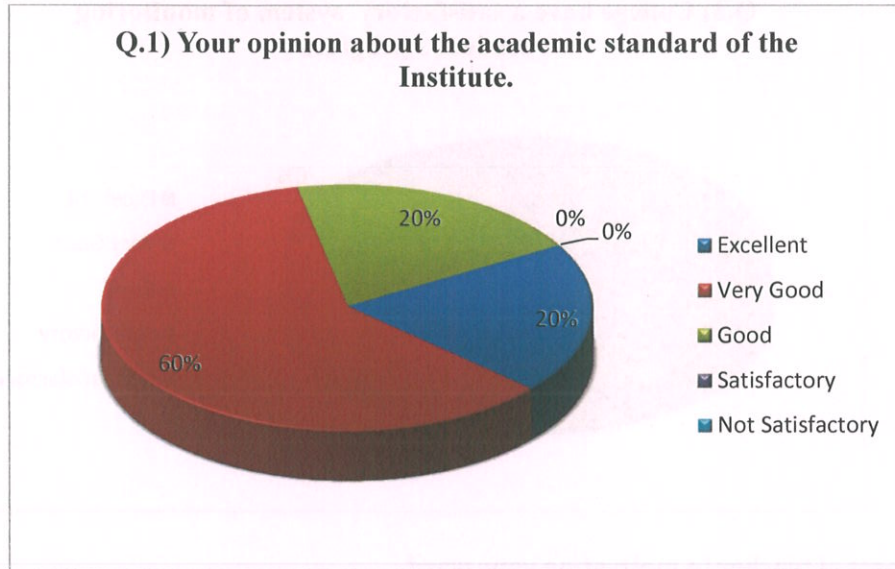
	Grade	No. of Parents	Percentage
Q.12)	Excellent	3	50.00%
	Very Good	2	33.33%
	Good	1	16.67%
	Satisfactory	0	0.00%
	Not Satisfactory	0	0.00%



NAME OF THE DEPARTMENT: JOURNALISM & MASS COMMUNICATION

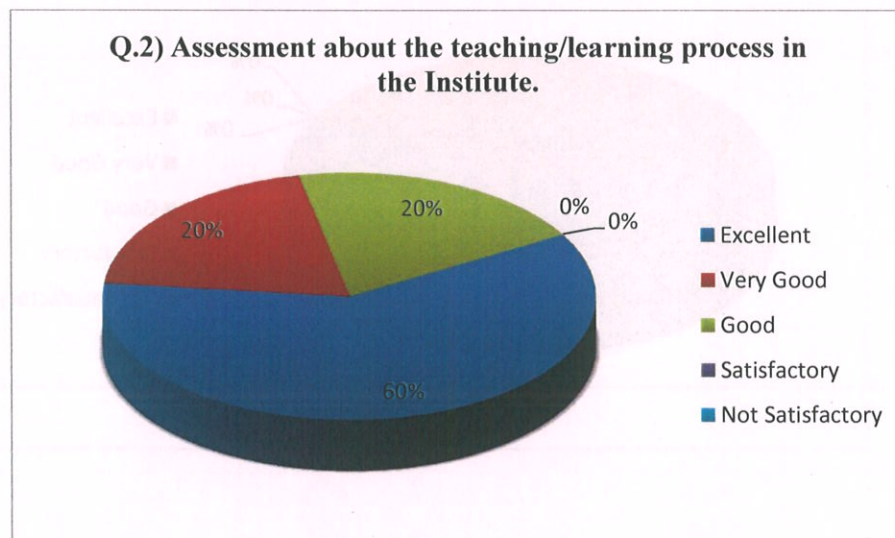
Q.1) Your opinion about the academic standard of the Institute.

	Grade	No. of Parents	Percentage
Q.1)	Excellent	1	20.00%
	Very Good	3	60.00%
	Good	1	20.00%
	Satisfactory	0	0.00%
	Not Satisfactory	0	0.00%



Q.2) Assessment about the teaching/learning process in the Institute.

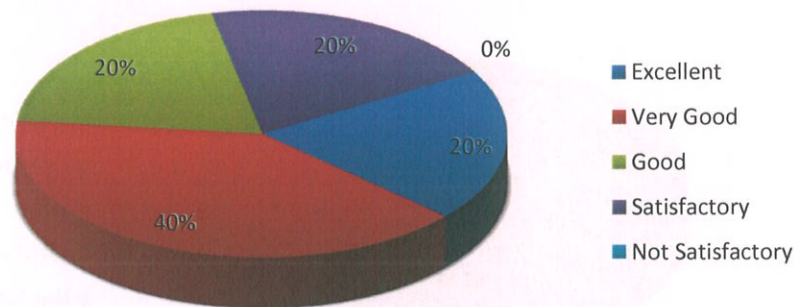
	Grade	No. of Parents	Percentage
Q.2)	Excellent	3	60.00%
	Very Good	1	20.00%
	Good	1	20.00%
	Satisfactory	0	0.00%
	Not Satisfactory	0	0.00%



Q.3) College have a satisfactory system of monitoring student's progress.

	Grade	No. of Parents	Percentage
Q.3)	Excellent	1	20.00%
	Very Good	2	40.00%
	Good	1	20.00%
	Satisfactory	1	20.00%
	Not Satisfactory	0	0.00%

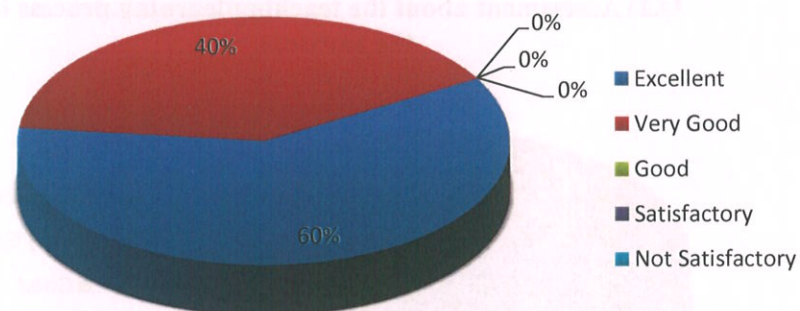
Q.3) College have a satisfactory system of monitoring student's progress



Q.4) The impact of teacher in motivating your ward.

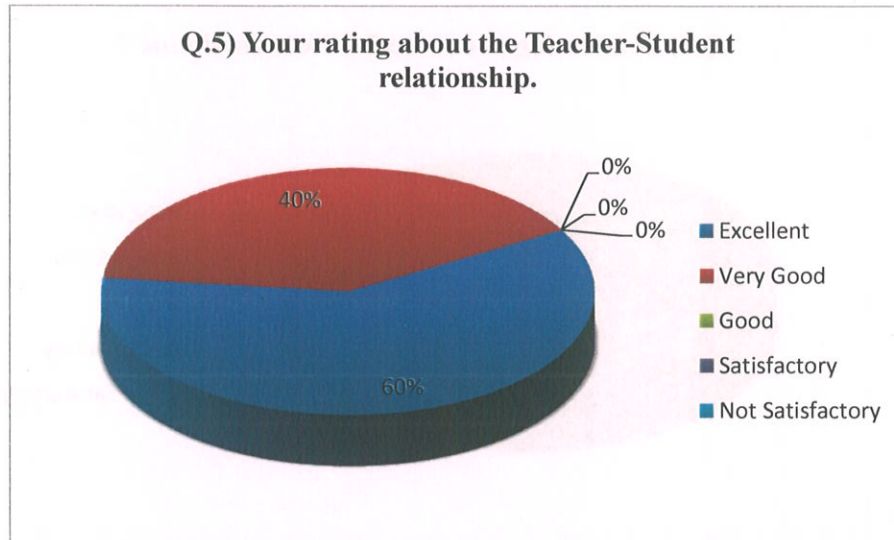
	Grade	No. of Parents	Percentage
Q.4)	Excellent	3	60.00%
	Very Good	2	40.00%
	Good	0	0.00%
	Satisfactory	0	0.00%
	Not Satisfactory	0	0.00%

Q.4) The impact of teacher in motivating your ward.



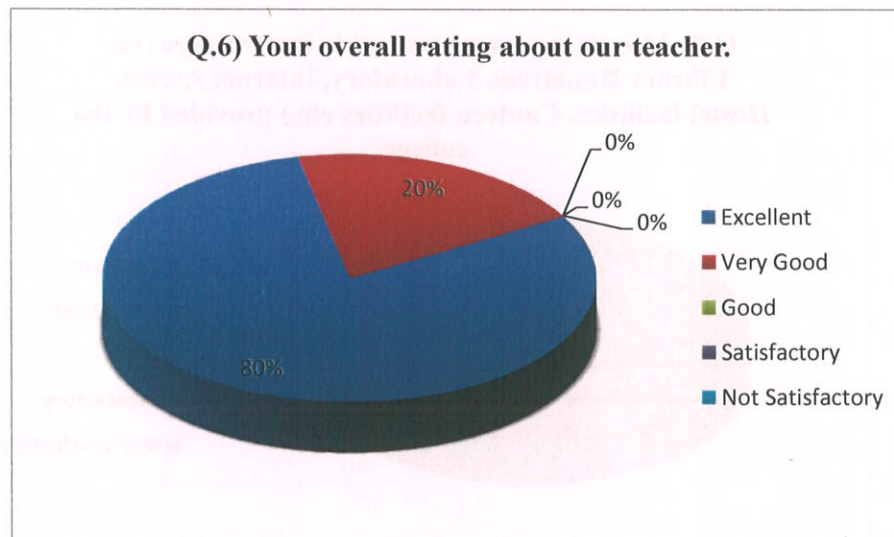
Q.5) Your rating about the Teacher-Student relationship.

	Grade	No. of Parents	Percentage
Q.5)	Excellent	3	60.00%
	Very Good	2	40.00%
	Good	0	0.00%
	Satisfactory	0	0.00%
	Not Satisfactory	0	0.00%



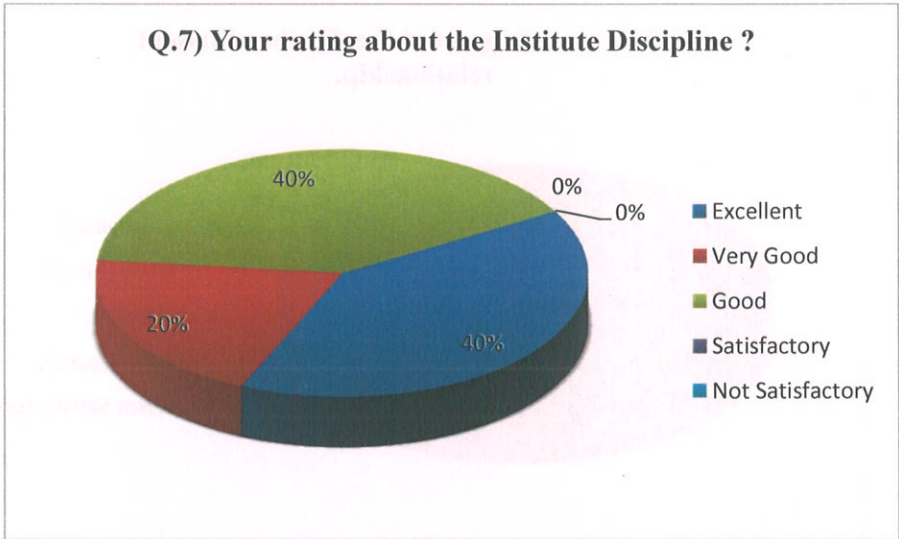
Q.6) Your overall rating about our teacher.

	Grade	No. of Parents	Percentage
Q.6)	Excellent	4	80.00%
	Very Good	1	20.00%
	Good	0	0.00%
	Satisfactory	0	0.00%
	Not Satisfactory	0	0.00%



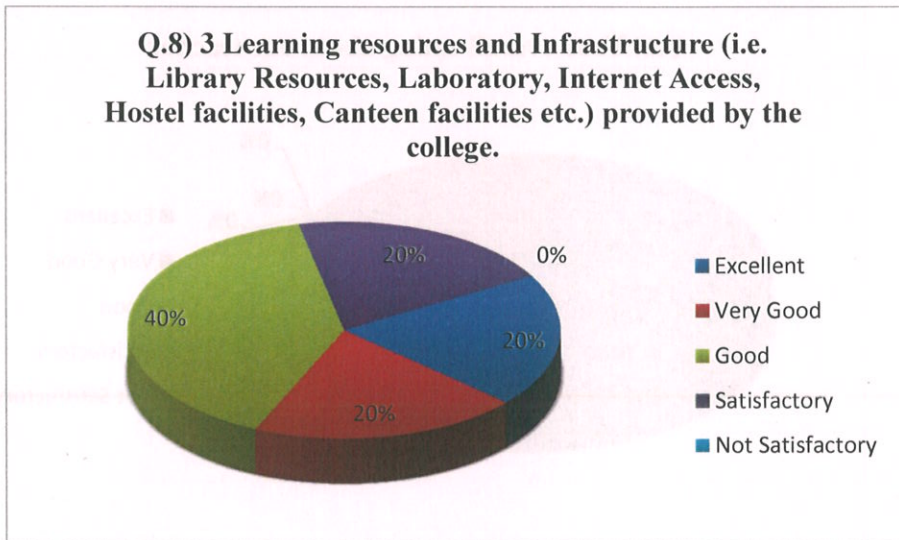
Q.7) Your rating about the Institute Discipline?

	Grade	No. of Parents	Percentage
Q.7)	Excellent	2	40.00%
	Very Good	1	20.00%
	Good	2	40.00%
	Satisfactory	0	0.00%
	Not Satisfactory	0	0.00%



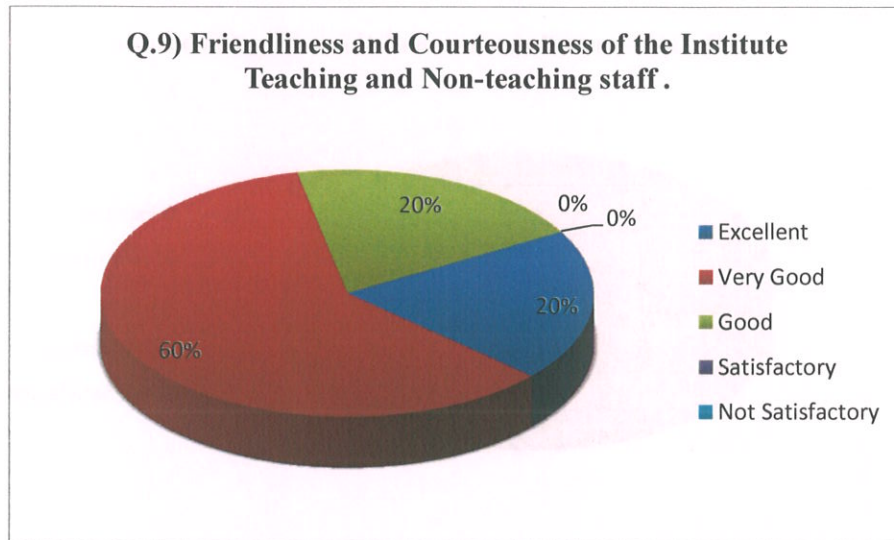
Q.8) 3 Learning resources and Infrastructure (i.e. Library Resources, Laboratory, Internet Access, Hostel facilities, Canteen facilities etc.) provided by the college.

	Grade	No. of Parents	Percentage
Q.8)	Excellent	1	20.00%
	Very Good	1	20.00%
	Good	2	40.00%
	Satisfactory	1	20.00%
	Not Satisfactory	0	0.00%



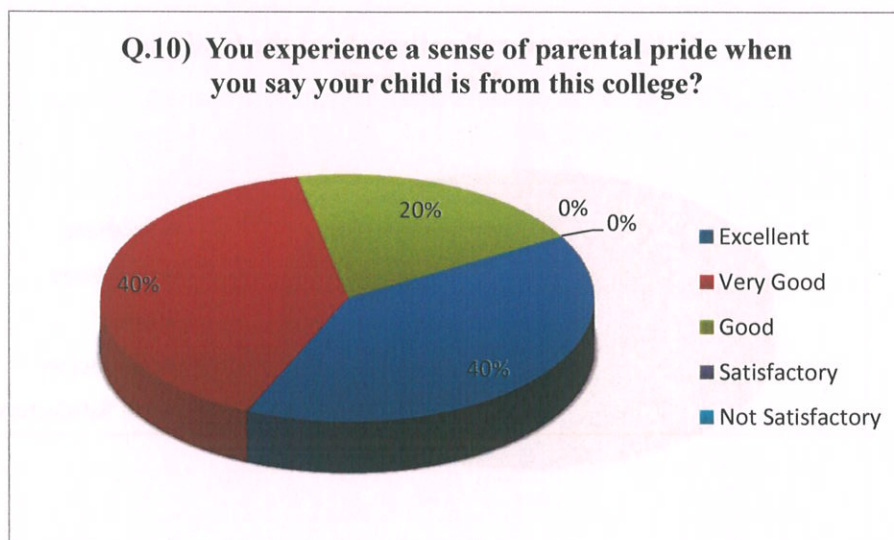
Q.9) Friendliness and Courteousness of the Institute Teaching and Non-teaching staff.

	Grade	No. of Parents	Percentage
Q.9)	Excellent	1	20.00%
	Very Good	3	60.00%
	Good	1	20.00%
	Satisfactory	0	0.00%
	Not Satisfactory	0	0.00%



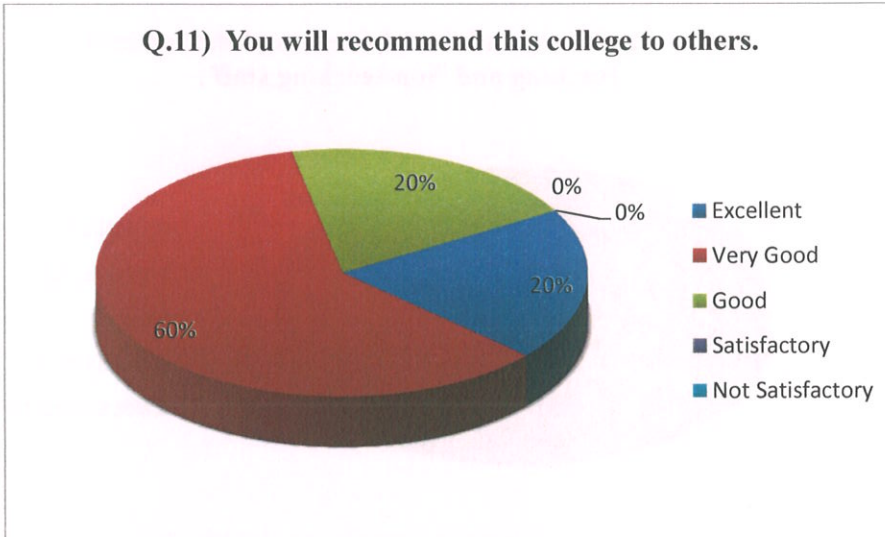
Q.10) You experience a sense of parental pride when you say your child is from this college?

	Grade	No. of Parents	Percentage
Q.10)	Excellent	2	40.00%
	Very Good	2	40.00%
	Good	1	20.00%
	Satisfactory	0	0.00%
	Not Satisfactory	0	0.00%



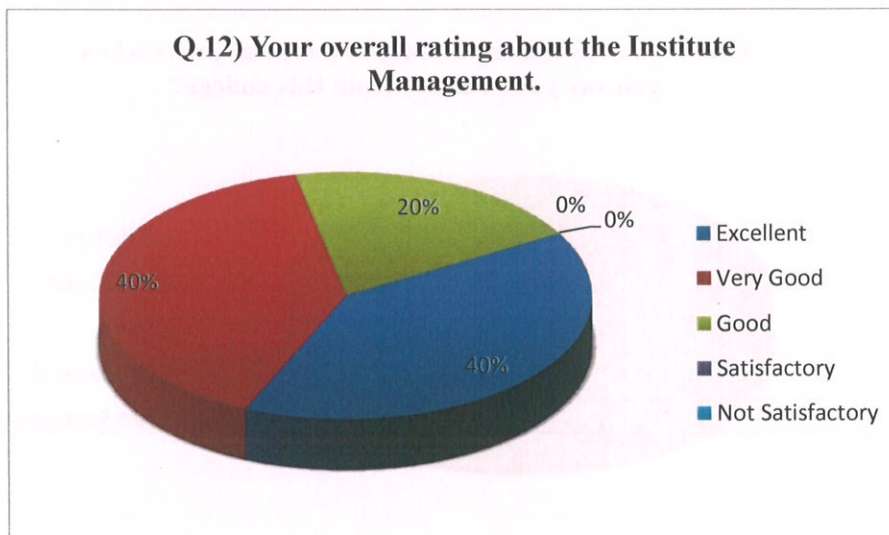
Q.11) You will recommend this college to others.

	Grade	No. of Parents	Percentage
Q.11)	Excellent	1	20.00%
	Very Good	3	60.00%
	Good	1	20.00%
	Satisfactory	0	0.00%
	Not Satisfactory	0	0.00%



Q.12) Your overall rating about the Institute Management.

	Grade	No. of Parents	Percentage
Q.12)	Excellent	2	40.00%
	Very Good	2	40.00%
	Good	1	20.00%
	Satisfactory	0	0.00%
	Not Satisfactory	0	0.00%

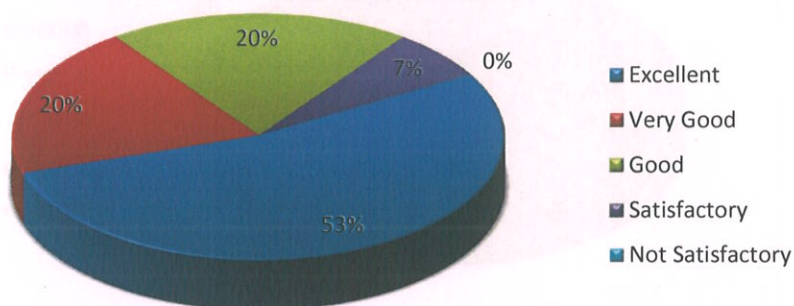


NAME OF THE DEPARTMENT: LIBRARY & INFORMATION SCIENCE

Q.1) Your opinion about the academic standard of the Institute.

	Grade	No. of Parents	Percentage
Q.1)	Excellent	8	53.33%
	Very Good	3	20.00%
	Good	3	20.00%
	Satisfactory	1	6.67%
	Not Satisfactory	0	0.00%

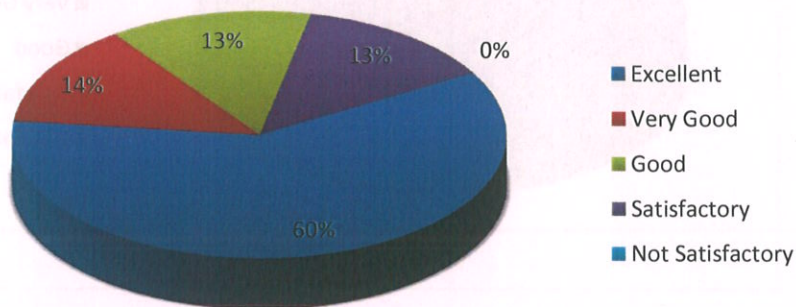
Q.1) Your opinion about the academic standard of the Institute.



Q.2) Assessment about the teaching/learning process in the Institute.

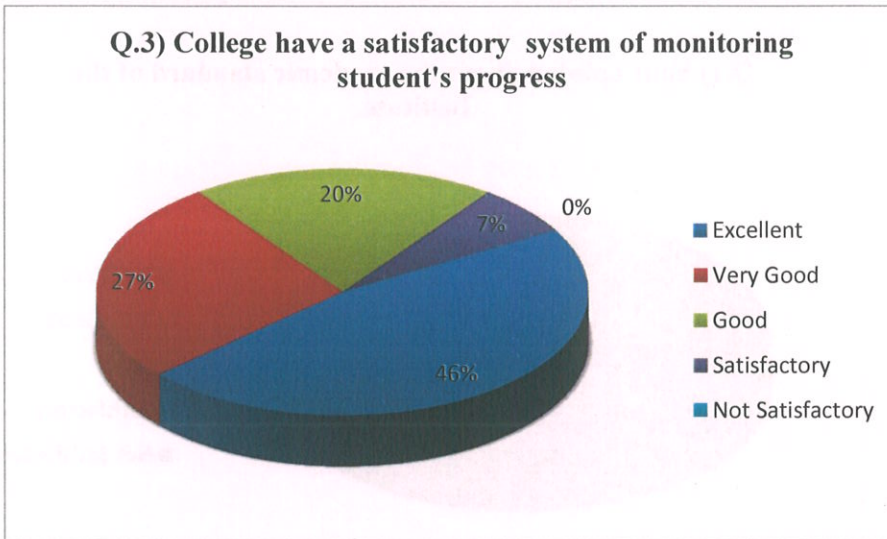
	Grade	No. of Parents	Percentage
Q.2)	Excellent	9	60.00%
	Very Good	2	13.33%
	Good	2	13.33%
	Satisfactory	2	13.33%
	Not Satisfactory	0	0.00%

Q.2) Assessment about the teaching/learning process in the Institute.



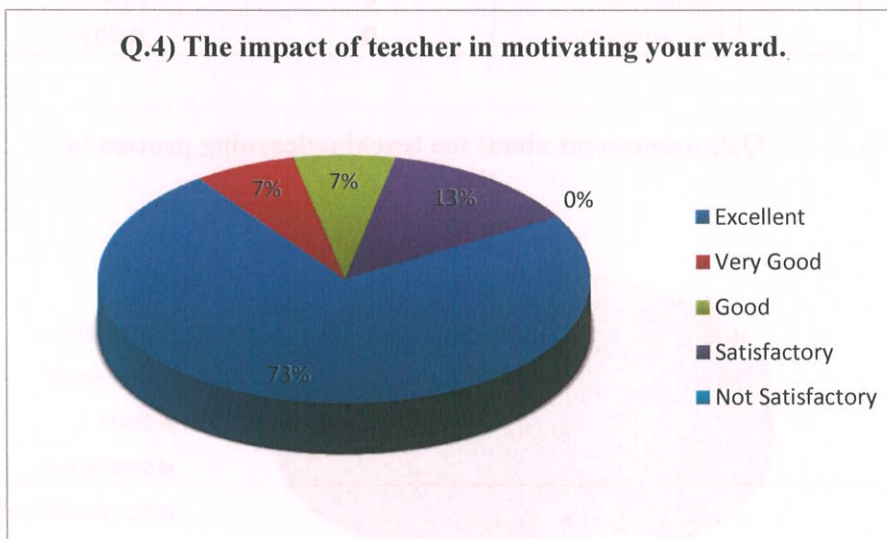
Q.3) College have a satisfactory system of monitoring student's progress.

	Grade	No. of Parents	Percentage
Q.3)	Excellent	7	46.67%
	Very Good	4	26.67%
	Good	3	20.00%
	Satisfactory	1	6.67%
	Not Satisfactory	0	0.00%



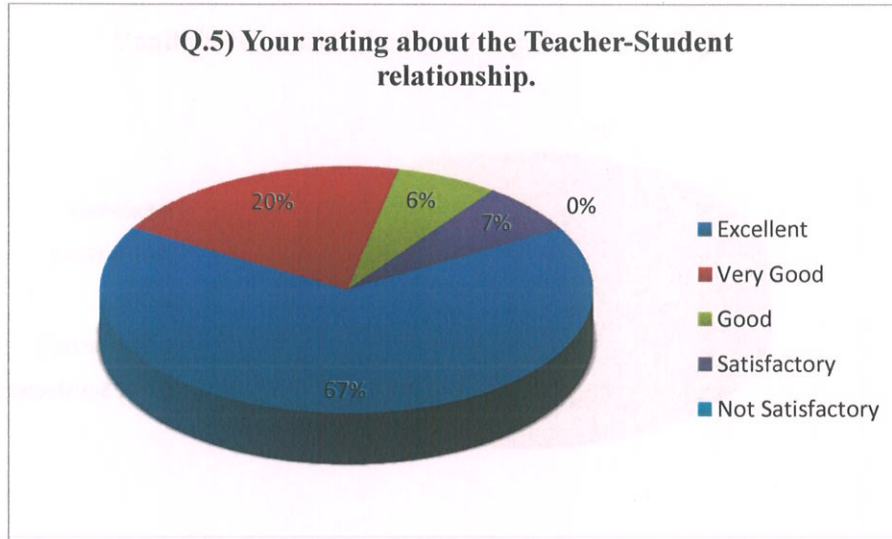
Q.4) The impact of teacher in motivating your ward.

	Grade	No. of Parents	Percentage
Q.4)	Excellent	11	73.33%
	Very Good	1	6.67%
	Good	1	6.67%
	Satisfactory	2	13.33%
	Not Satisfactory	0	0.00%



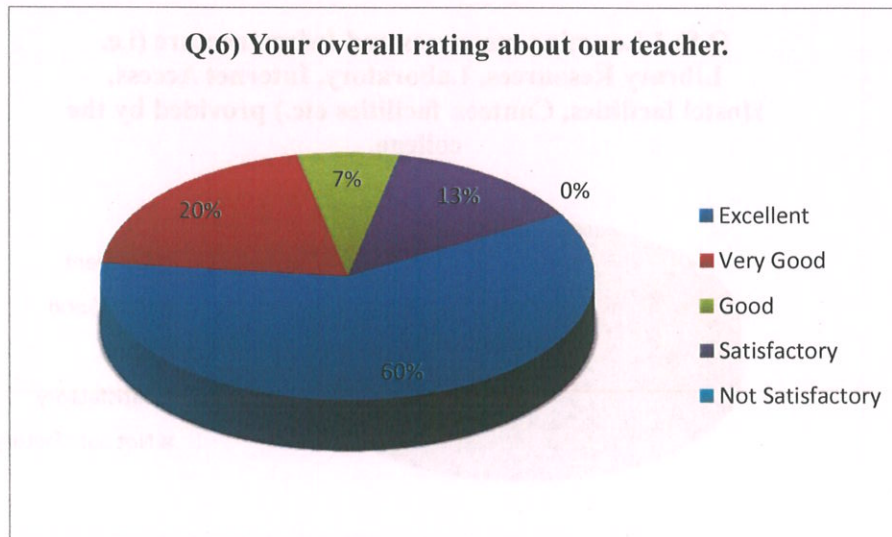
Q.5) Your rating about the Teacher-Student relationship.

	Grade	No. of Parents	Percentage
Q.5)	Excellent	10	66.67%
	Very Good	3	20.00%
	Good	1	6.67%
	Satisfactory	1	6.67%
	Not Satisfactory	0	0.00%



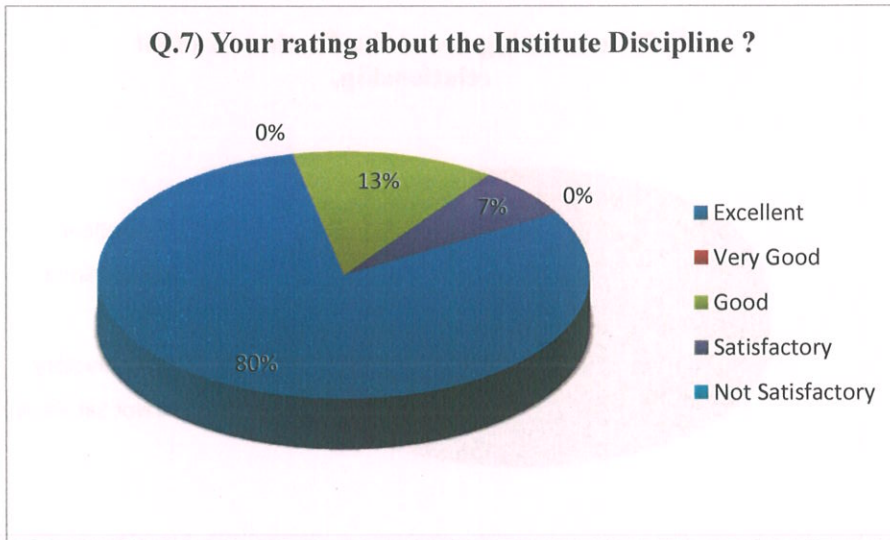
Q.6) Your overall rating about our teacher.

	Grade	No. of Parents	Percentage
Q.6)	Excellent	9	60.00%
	Very Good	3	20.00%
	Good	1	6.67%
	Satisfactory	2	13.33%
	Not Satisfactory	0	0.00%



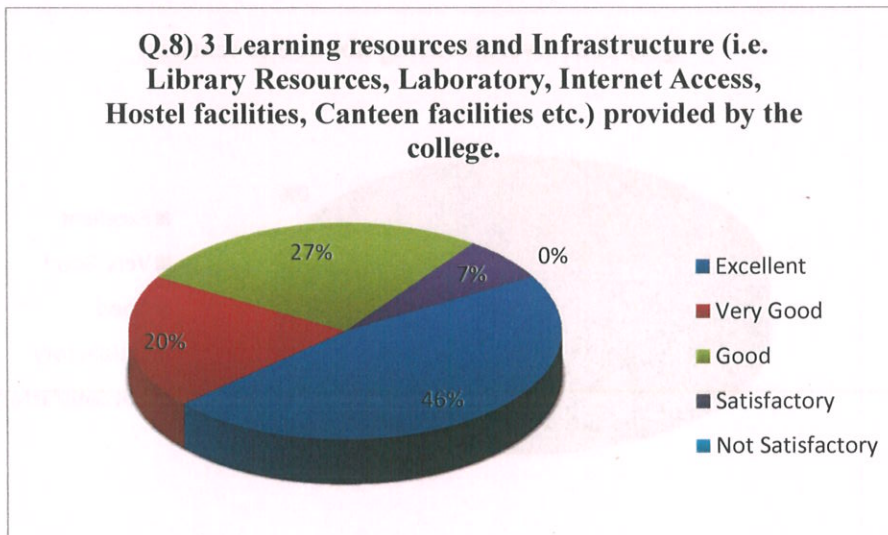
Q.7) Your rating about the Institute Discipline?

	Grade	No. of Parents	Percentage
Q.7)	Excellent	12	80.00%
	Very Good	0	0.00%
	Good	2	13.33%
	Satisfactory	1	6.67%
	Not Satisfactory	0	0.00%



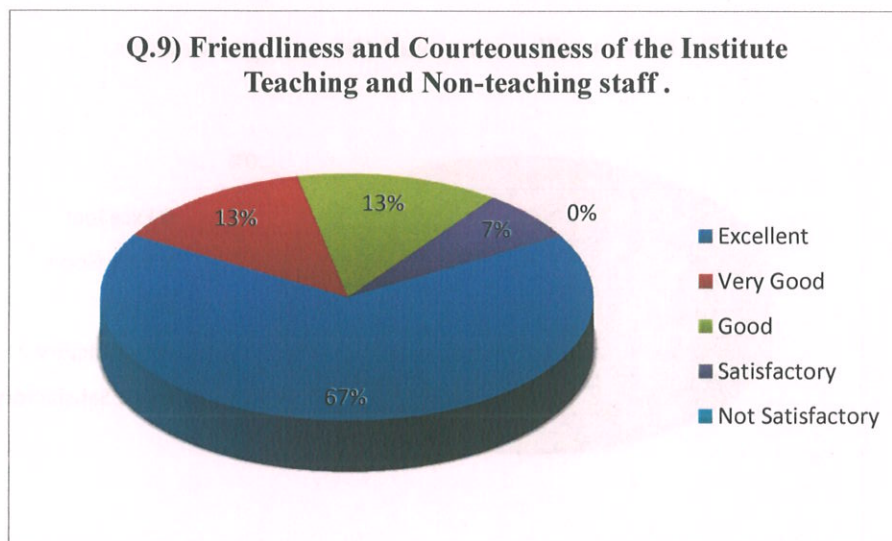
Q.8) 3 Learning resources and Infrastructure (i.e. Library Resources, Laboratory, Internet Access, Hostel facilities, Canteen facilities etc.) provided by the college.

	Grade	No. of Parents	Percentage
Q.8)	Excellent	7	46.67%
	Very Good	3	20.00%
	Good	4	26.67%
	Satisfactory	1	6.67%
	Not Satisfactory	0	0.00%



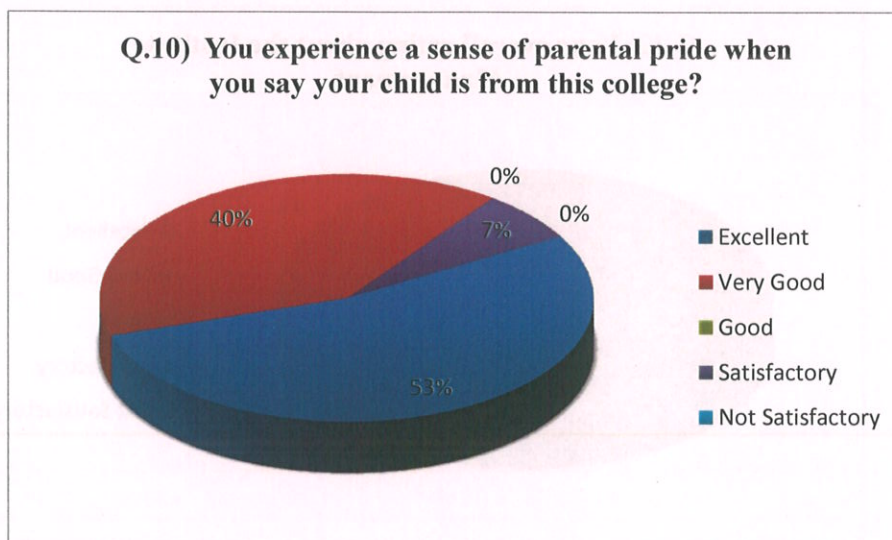
Q.9) Friendliness and Courteousness of the Institute Teaching and Non-teaching staff.

	Grade	No. of Parents	Percentage
Q.9)	Excellent	10	66.67%
	Very Good	2	13.33%
	Good	2	13.33%
	Satisfactory	1	6.67%
	Not Satisfactory	0	0.00%



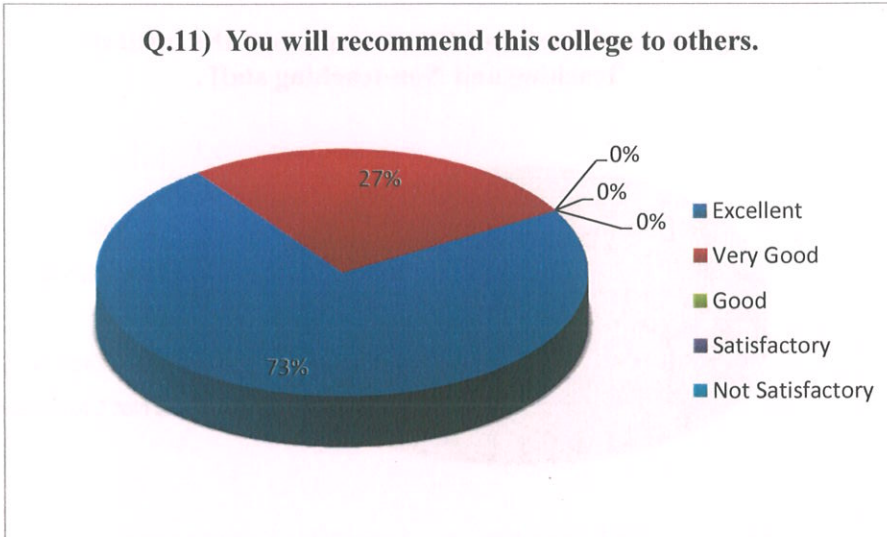
Q.10) You experience a sense of parental pride when you say your child is from this college?

	Grade	No. of Parents	Percentage
Q.10)	Excellent	8	53.33%
	Very Good	6	40.00%
	Good	0	0.00%
	Satisfactory	1	6.67%
	Not Satisfactory	0	0.00%



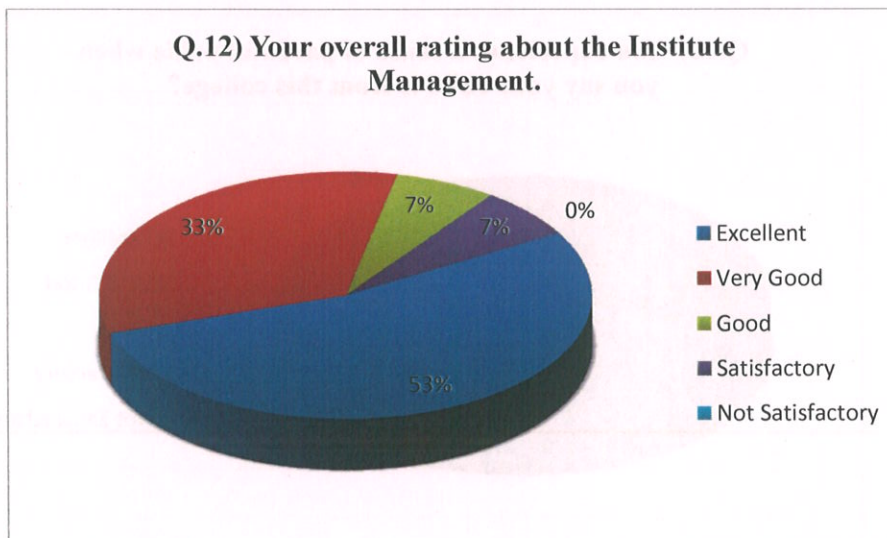
Q.11) You will recommend this college to others.

	Grade	No. of Parents	Percentage
Q.11)	Excellent	11	73.33%
	Very Good	4	26.67%
	Good	0	0.00%
	Satisfactory	0	0.00%
	Not Satisfactory	0	0.00%



Q.12) Your overall rating about the Institute Management.

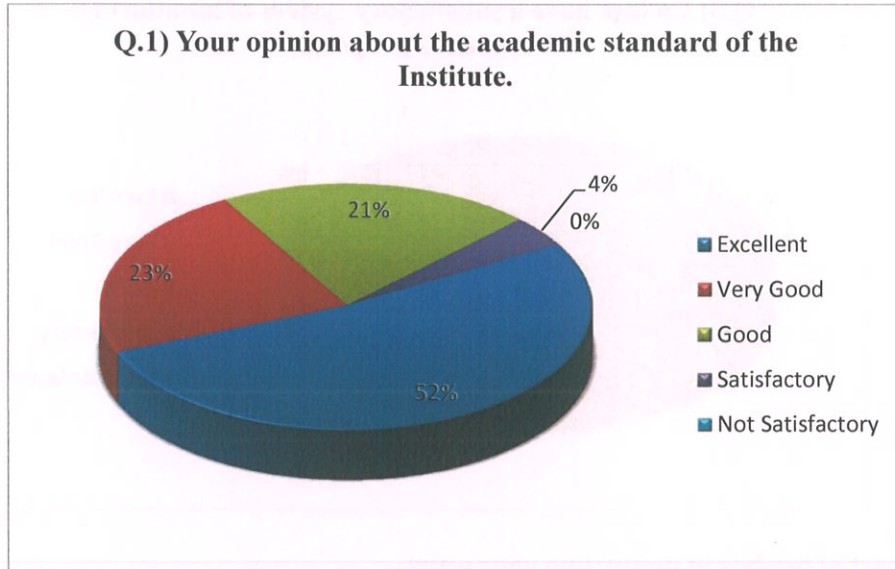
	Grade	No. of Parents	Percentage
Q.12)	Excellent	8	53.33%
	Very Good	5	33.33%
	Good	1	6.67%
	Satisfactory	1	6.67%
	Not Satisfactory	0	0.00%



NAME OF THE DEPARTMENT: MATHEMATICS

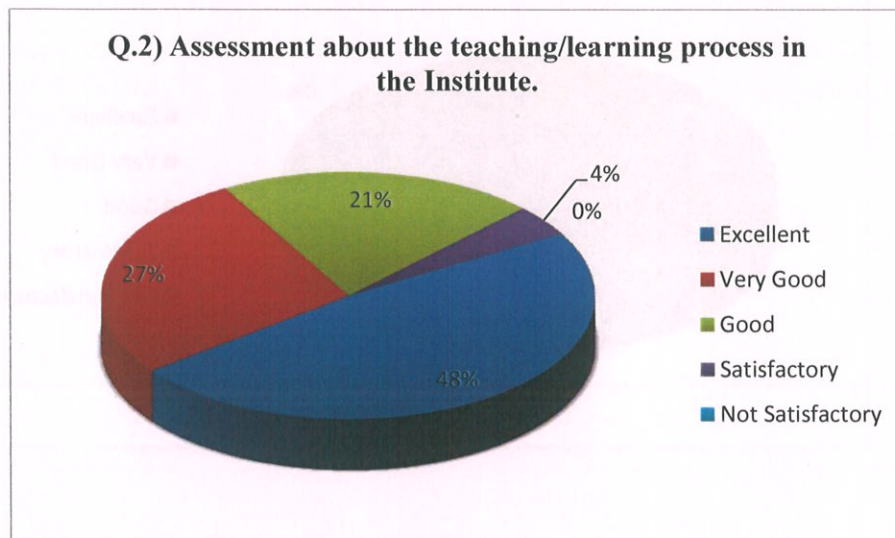
Q.1) Your opinion about the academic standard of the Institute.

	Grade	No. of Parents	Percentage
Q.1)	Excellent	25	52.08%
	Very Good	11	22.92%
	Good	10	20.83%
	Satisfactory	2	4.17%
	Not Satisfactory	0	0.00%



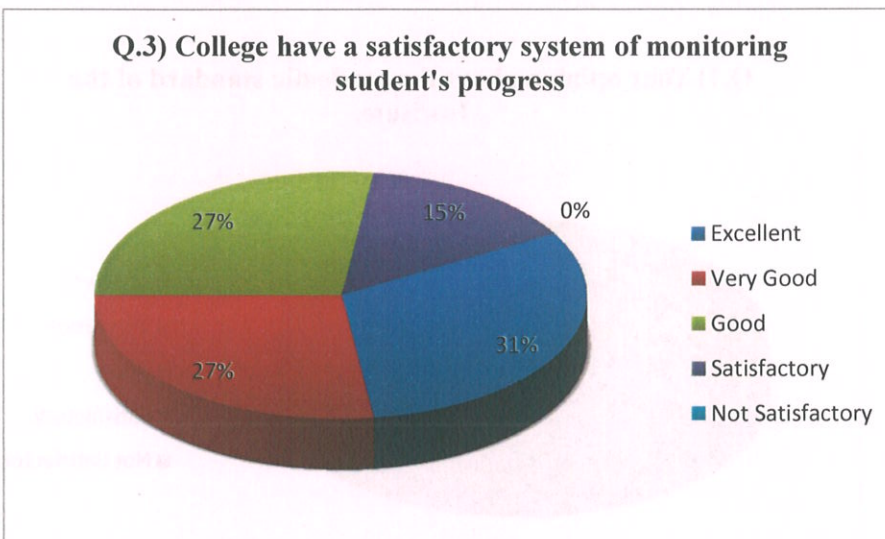
Q.2) Assessment about the teaching/learning process in the Institute.

	Grade	No. of Parents	Percentage
Q.2)	Excellent	23	47.92%
	Very Good	13	27.08%
	Good	10	20.83%
	Satisfactory	2	4.17%
	Not Satisfactory	0	0.00%



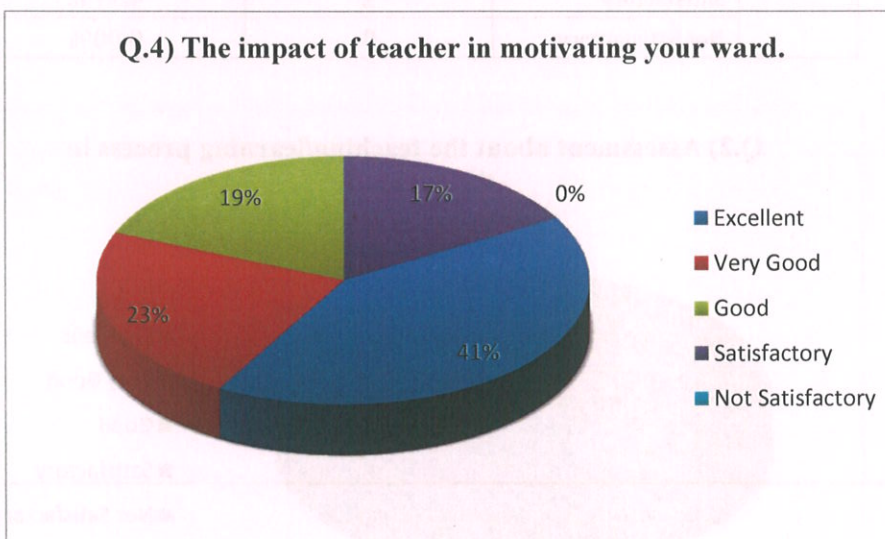
Q.3) College have a satisfactory system of monitoring student's progress.

	Grade	No. of Parents	Percentage
Q.3)	Excellent	15	31.25%
	Very Good	13	27.08%
	Good	13	27.08%
	Satisfactory	7	14.58%
	Not Satisfactory	0	0.00%



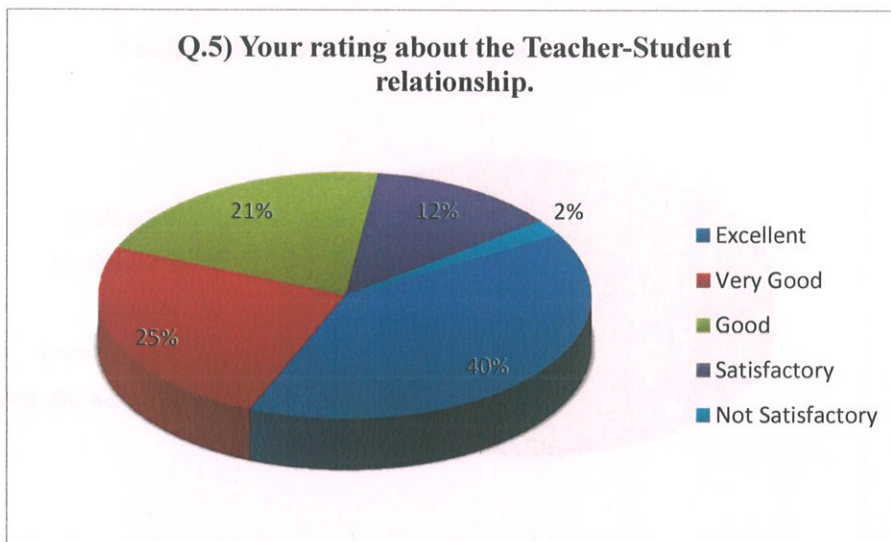
Q.4) The impact of teacher in motivating your ward.

	Grade	No. of Parents	Percentage
Q.4)	Excellent	20	41.67%
	Very Good	11	22.92%
	Good	9	18.75%
	Satisfactory	8	16.67%
	Not Satisfactory	0	0.00%



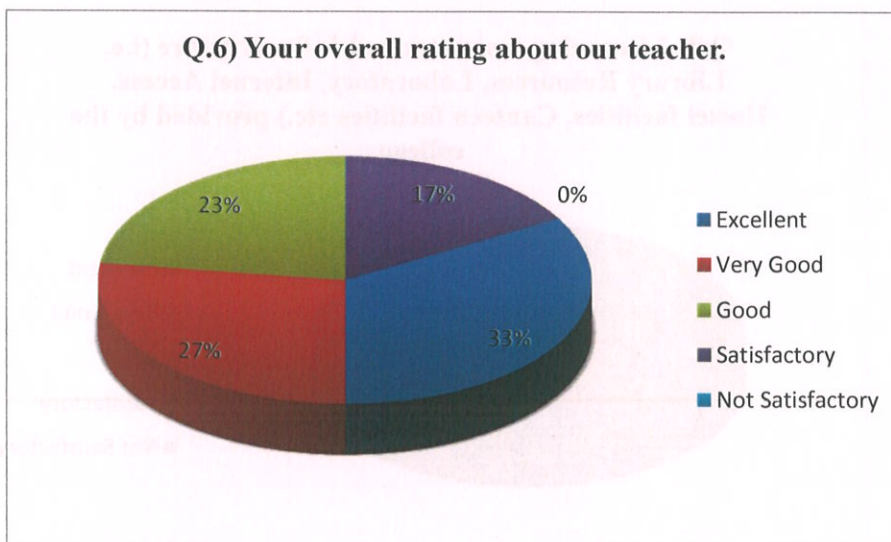
Q.5) Your rating about the Teacher-Student relationship.

	Grade	No. of Parents	Percentage
Q.5)	Excellent	19	39.58%
	Very Good	12	25.00%
	Good	10	20.83%
	Satisfactory	6	12.50%
	Not Satisfactory	1	2.08%



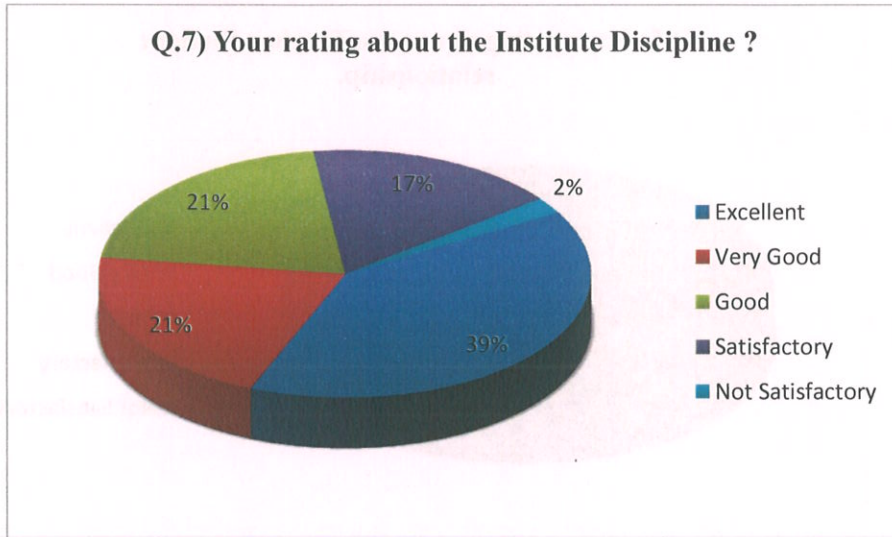
Q.6) Your overall rating about our teacher.

	Grade	No. of Parents	Percentage
Q.6)	Excellent	16	33.33%
	Very Good	13	27.08%
	Good	11	22.92%
	Satisfactory	8	16.67%
	Not Satisfactory	0	0.00%



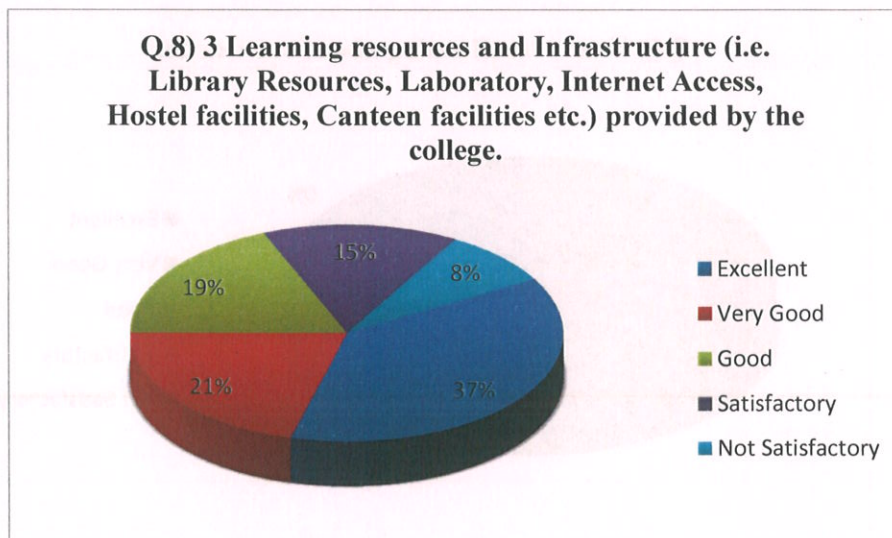
Q.7) Your rating about the Institute Discipline?

	Grade	No. of Parents	Percentage
Q.7)	Excellent	19	39.58%
	Very Good	10	20.83%
	Good	10	20.83%
	Satisfactory	8	16.67%
	Not Satisfactory	1	2.08%



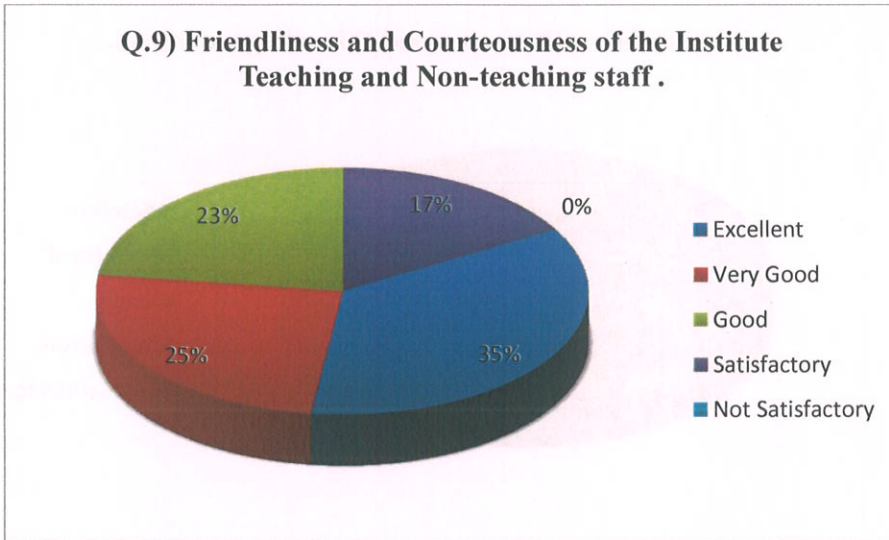
Q.8) 3 Learning resources and Infrastructure (i.e. Library Resources, Laboratory, Internet Access, Hostel facilities, Canteen facilities etc.) provided by the college.

	Grade	No. of Parents	Percentage
Q.8)	Excellent	18	37.50%
	Very Good	10	20.83%
	Good	9	18.75%
	Satisfactory	7	14.58%
	Not Satisfactory	4	8.33%



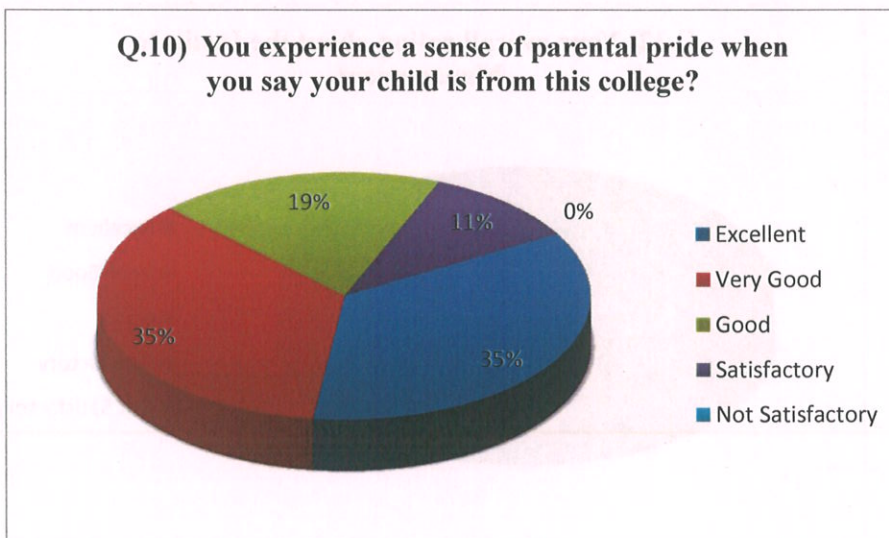
Q.9) Friendliness and Courteousness of the Institute Teaching and Non-teaching staff.

	Grade	No. of Parents	Percentage
Q.9)	Excellent	17	35.42%
	Very Good	12	25.00%
	Good	11	22.92%
	Satisfactory	8	16.67%
	Not Satisfactory	0	0.00%



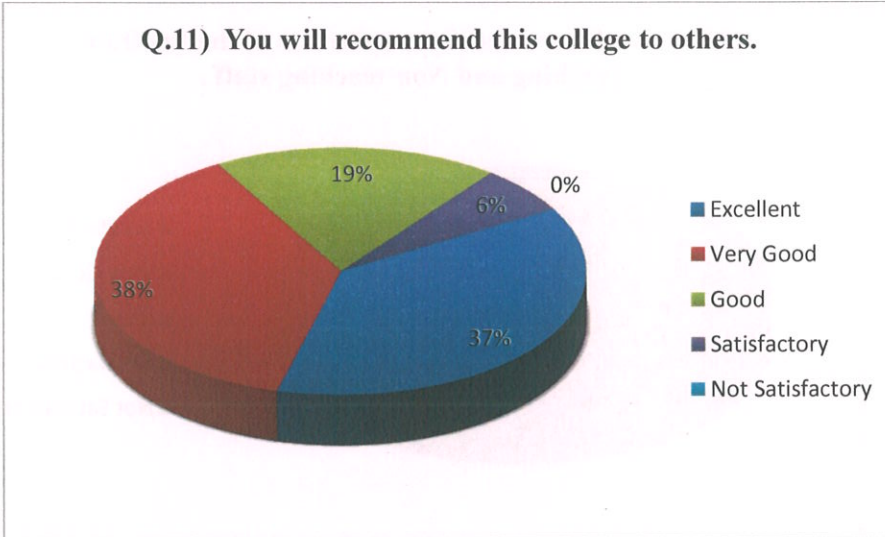
Q.10) You experience a sense of parental pride when you say your child is from this college?

	Grade	No. of Parents	Percentage
Q.10)	Excellent	17	35.42%
	Very Good	17	35.42%
	Good	9	18.75%
	Satisfactory	5	10.42%
	Not Satisfactory	0	0.00%



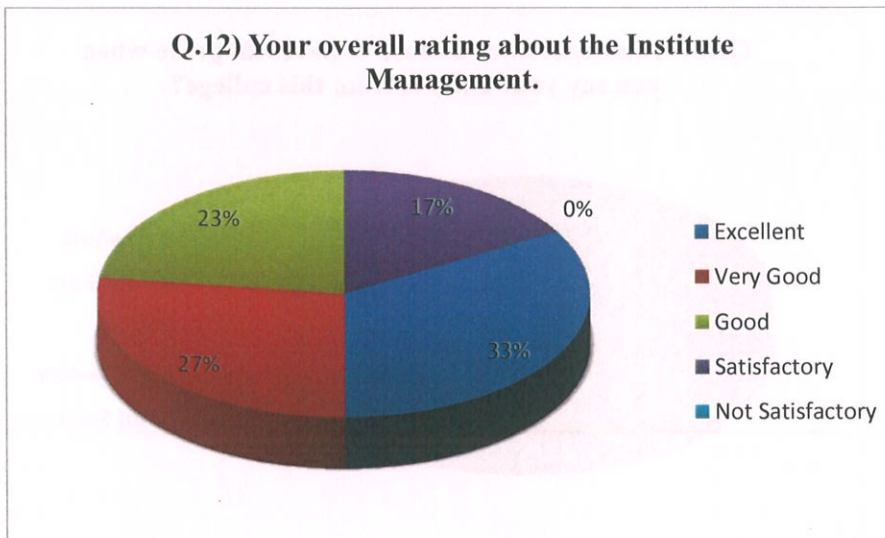
Q.11) You will recommend this college to others.

	Grade	No. of Parents	Percentage
Q.11)	Excellent	18	37.50%
	Very Good	18	37.50%
	Good	9	18.75%
	Satisfactory	3	6.25%
	Not Satisfactory	0	0.00%



Q.12) Your overall rating about the Institute Management.

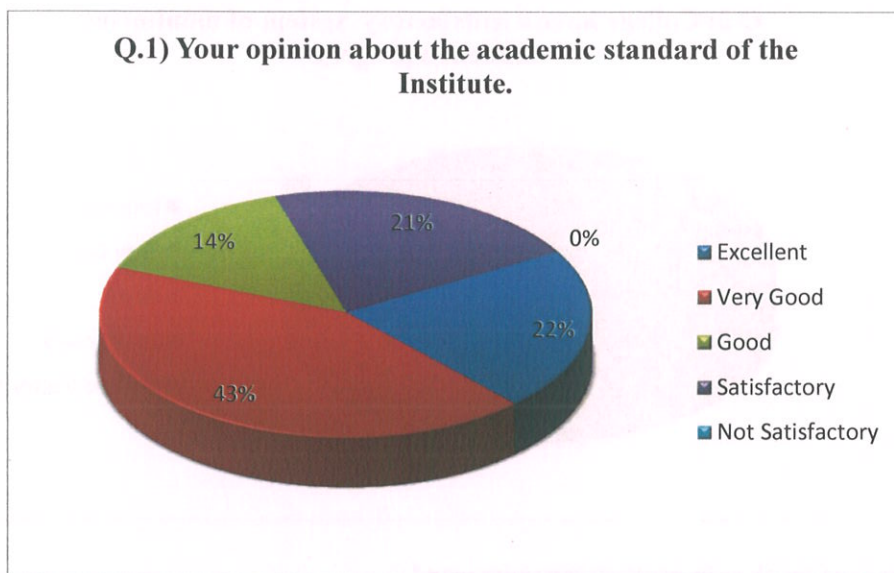
	Grade	No. of Parents	Percentage
Q.12)	Excellent	16	33.33%
	Very Good	13	27.08%
	Good	11	22.92%
	Satisfactory	8	16.67%
	Not Satisfactory	0	0.00%



NAME OF THE DEPARTMENT: MATHEMATICS WITH COMPUTER

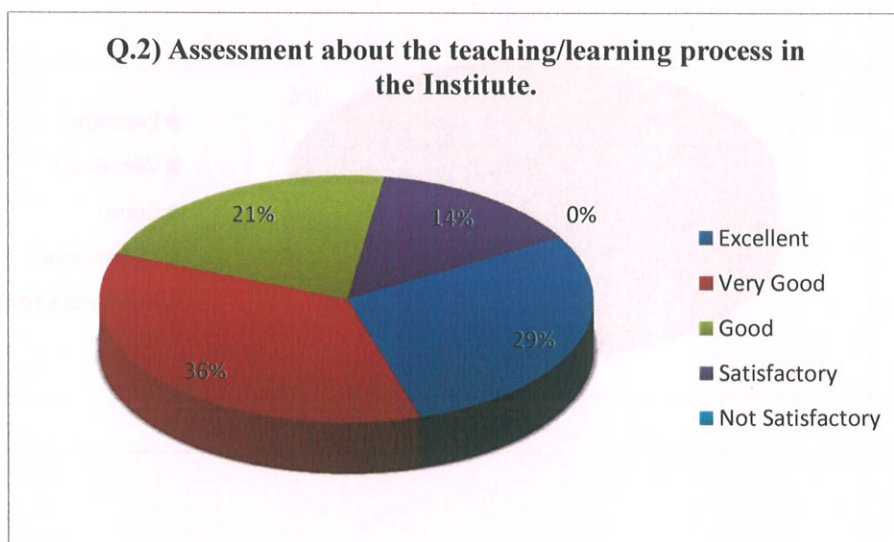
Q.1) Your opinion about the academic standard of the Institute.

	Grade	No. of Parents	Percentage
Q.1)	Excellent	3	21.43%
	Very Good	6	42.86%
	Good	2	14.29%
	Satisfactory	3	21.43%
	Not Satisfactory	0	0.00%



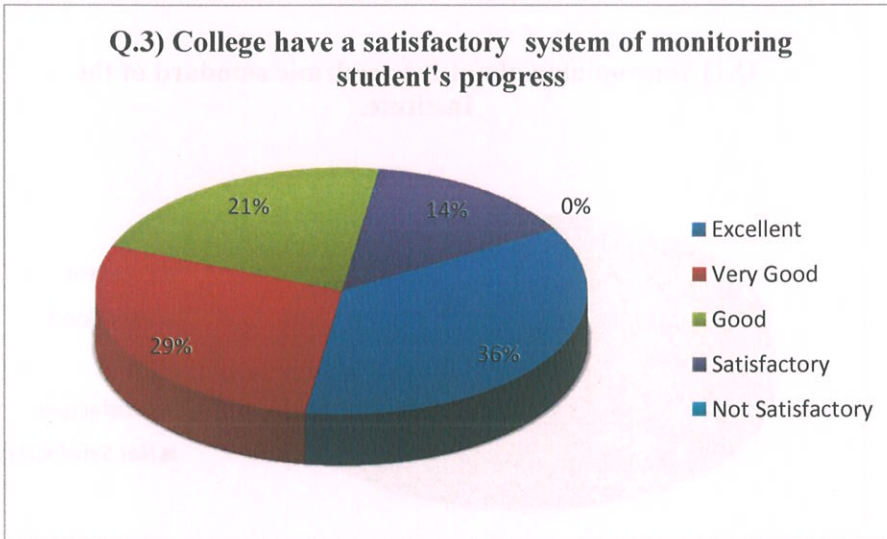
Q.2) Assessment about the teaching/learning process in the Institute.

	Grade	No. of Parents	Percentage
Q.2)	Excellent	4	28.57%
	Very Good	5	35.71%
	Good	3	21.43%
	Satisfactory	2	14.29%
	Not Satisfactory	0	0.00%



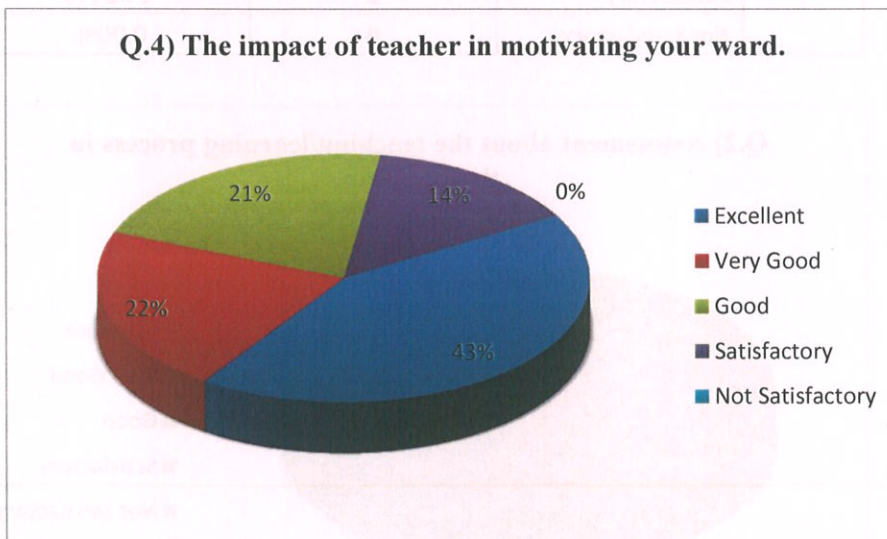
Q.3) College have a satisfactory system of monitoring student's progress.

	Grade	No. of Parents	Percentage
Q.3)	Excellent	5	35.71%
	Very Good	4	28.57%
	Good	3	21.43%
	Satisfactory	2	14.29%
	Not Satisfactory	0	0.00%



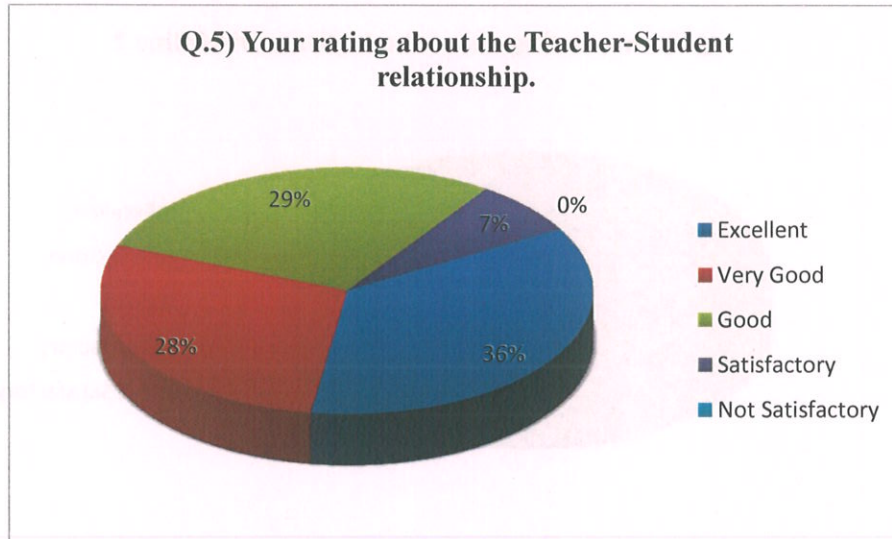
Q.4) The impact of teacher in motivating your ward.

	Grade	No. of Parents	Percentage
Q.4)	Excellent	6	42.86%
	Very Good	3	21.43%
	Good	3	21.43%
	Satisfactory	2	14.29%
	Not Satisfactory	0	0.00%



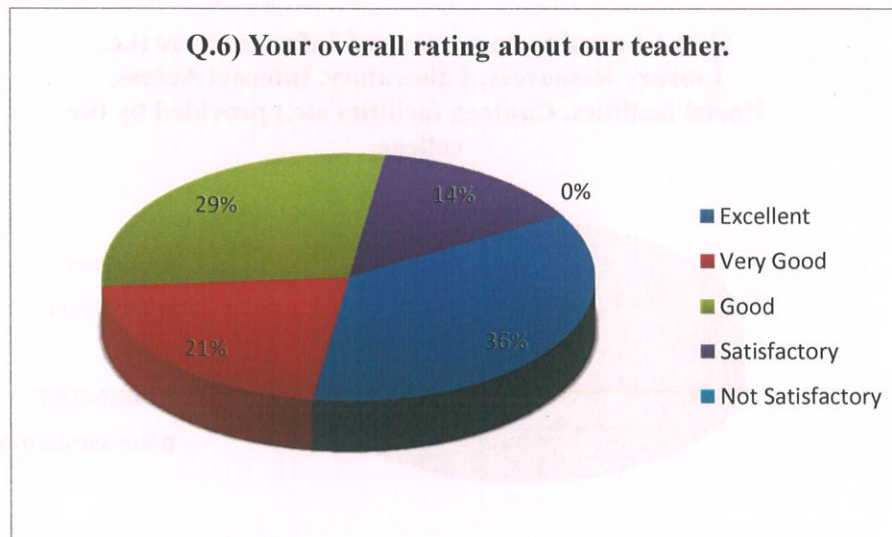
Q.5) Your rating about the Teacher-Student relationship.

	Grade	No. of Parents	Percentage
Q.5)	Excellent	5	35.71%
	Very Good	4	28.57%
	Good	4	28.57%
	Satisfactory	1	7.14%
	Not Satisfactory	0	0.00%



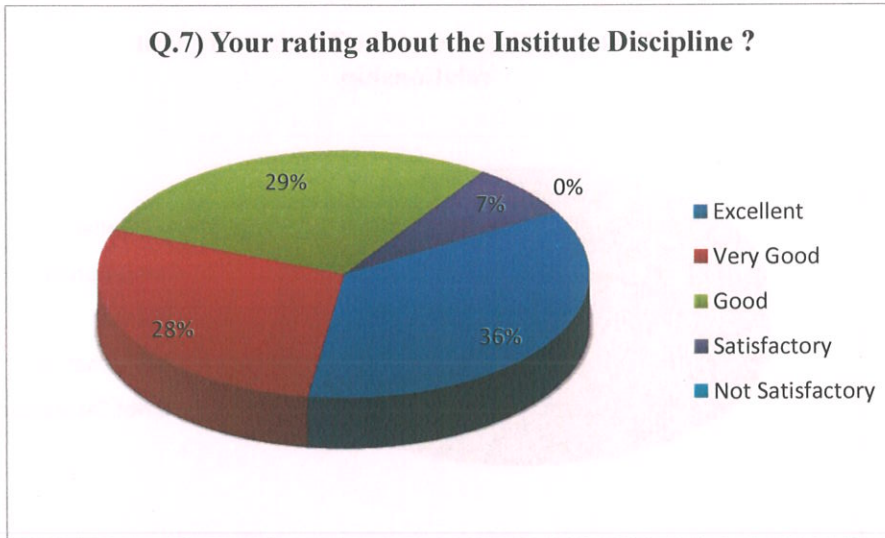
Q.6) Your overall rating about our teacher.

	Grade	No. of Parents	Percentage
Q.6)	Excellent	5	35.71%
	Very Good	3	21.43%
	Good	4	28.57%
	Satisfactory	2	14.29%
	Not Satisfactory	0	0.00%



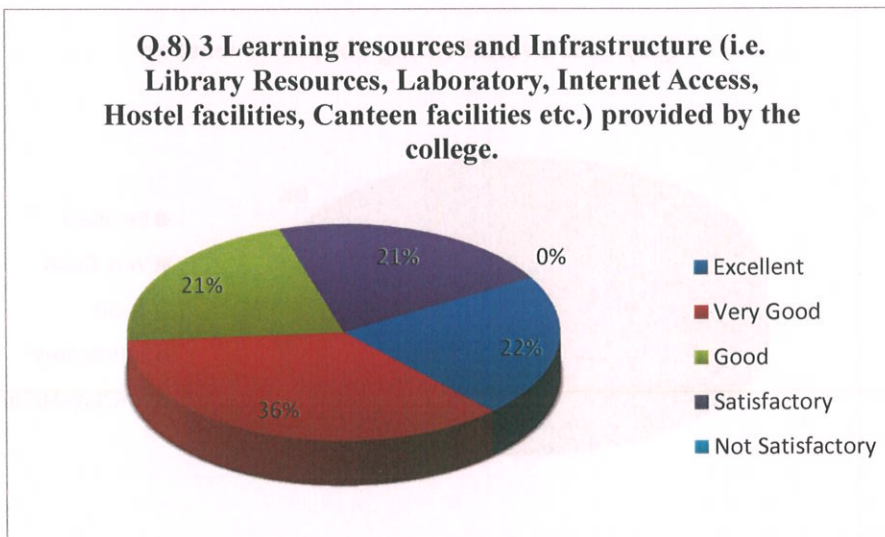
Q.7) Your rating about the Institute Discipline?

	Grade	No. of Parents	Percentage
Q.7)	Excellent	5	35.71%
	Very Good	4	28.57%
	Good	4	28.57%
	Satisfactory	1	7.14%
	Not Satisfactory	0	0.00%



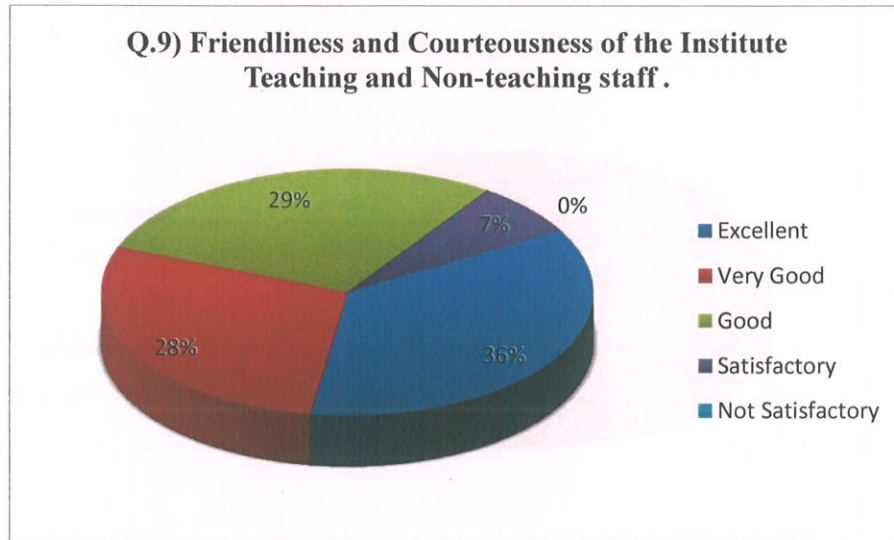
Q.8) 3 Learning resources and Infrastructure (i.e. Library Resources, Laboratory, Internet Access, Hostel facilities, Canteen facilities etc.) provided by the college.

	Grade	No. of Parents	Percentage
Q.8)	Excellent	3	21.43%
	Very Good	5	35.71%
	Good	3	21.43%
	Satisfactory	3	21.43%
	Not Satisfactory	0	0.00%



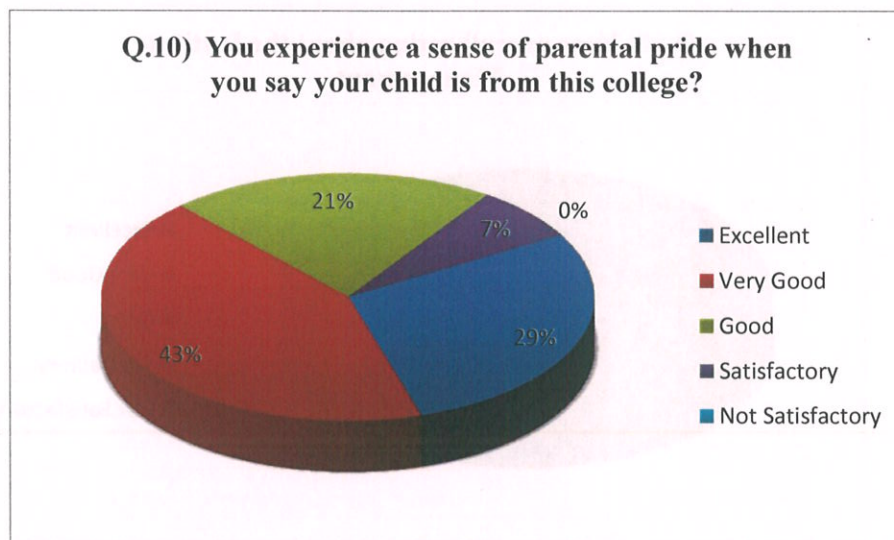
Q.9) Friendliness and Courteousness of the Institute Teaching and Non-teaching staff.

	Grade	No. of Parents	Percentage
Q.9)	Excellent	5	35.71%
	Very Good	4	28.57%
	Good	4	28.57%
	Satisfactory	1	7.14%
	Not Satisfactory	0	0.00%



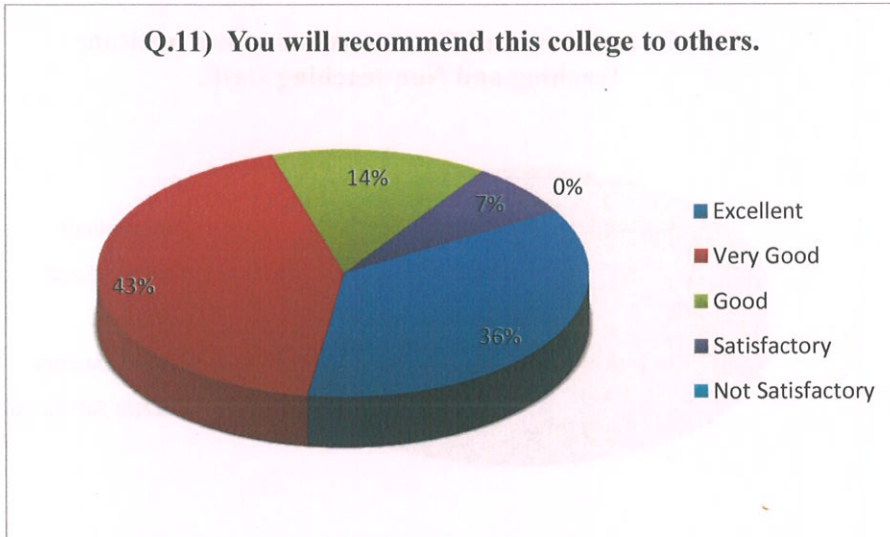
Q.10) You experience a sense of parental pride when you say your child is from this college?

	Grade	No. of Parents	Percentage
Q.10)	Excellent	4	28.57%
	Very Good	6	42.86%
	Good	3	21.43%
	Satisfactory	1	7.14%
	Not Satisfactory	0	0.00%



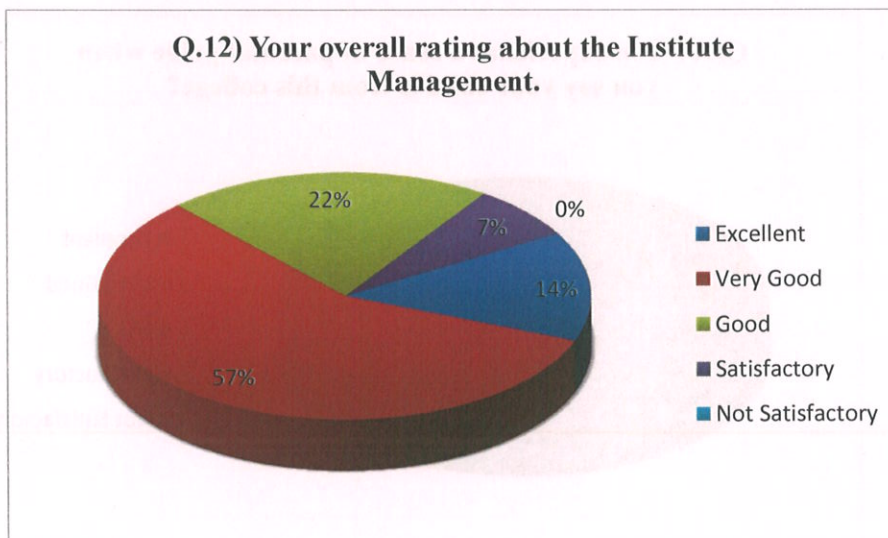
Q.11) You will recommend this college to others.

	Grade	No. of Parents	Percentage
Q.11)	Excellent	5	35.71%
	Very Good	6	42.86%
	Good	2	14.29%
	Satisfactory	1	7.14%
	Not Satisfactory	0	0.00%



Q.12) Your overall rating about the Institute Management.

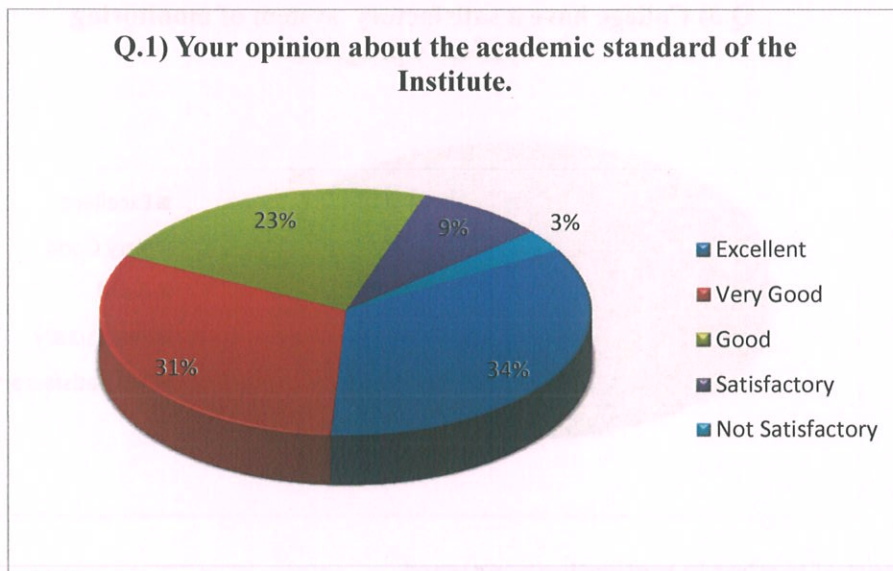
	Grade	No. of Parents	Percentage
Q.12)	Excellent	2	14.29%
	Very Good	8	57.14%
	Good	3	21.43%
	Satisfactory	1	7.14%
	Not Satisfactory	0	0.00%



NAME OF THE DEPARTMENT: ODIA

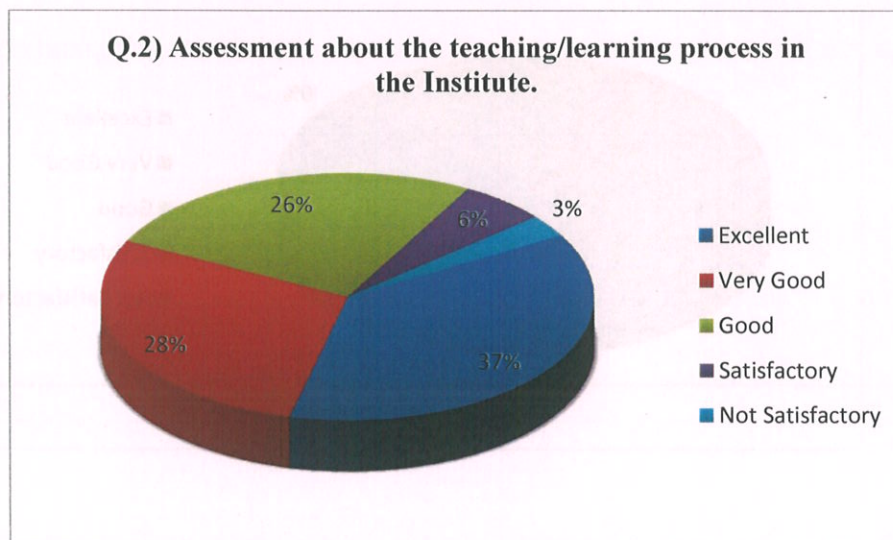
Q.1) Your opinion about the academic standard of the Institute.

	Grade	No. of Parents	Percentage
Q.1)	Excellent	12	34.29%
	Very Good	11	31.43%
	Good	8	22.86%
	Satisfactory	3	8.57%
	Not Satisfactory	1	2.86%



Q.2) Assessment about the teaching/learning process in the Institute.

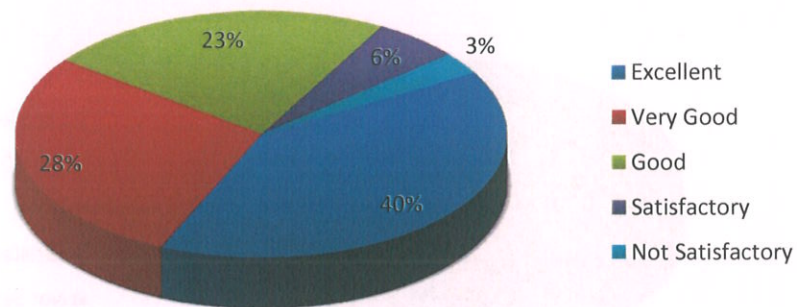
	Grade	No. of Parents	Percentage
Q.2)	Excellent	13	37.14%
	Very Good	10	28.57%
	Good	9	25.71%
	Satisfactory	2	5.71%
	Not Satisfactory	1	2.86%



Q.3) College have a satisfactory system of monitoring student's progress.

	Grade	No. of Parents	Percentage
Q.3)	Excellent	14	40.00%
	Very Good	10	28.57%
	Good	8	22.86%
	Satisfactory	2	5.71%
	Not Satisfactory	1	2.86%

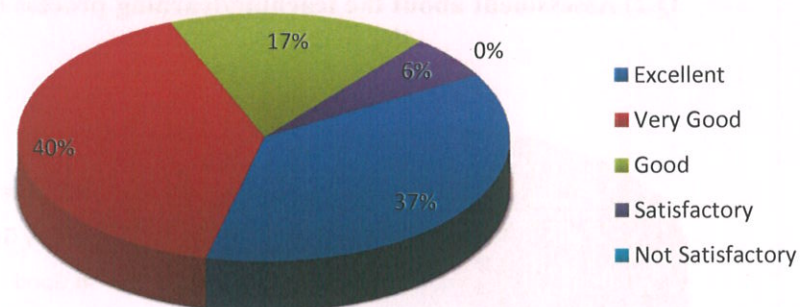
Q.3) College have a satisfactory system of monitoring student's progress



Q.4) The impact of teacher in motivating your ward.

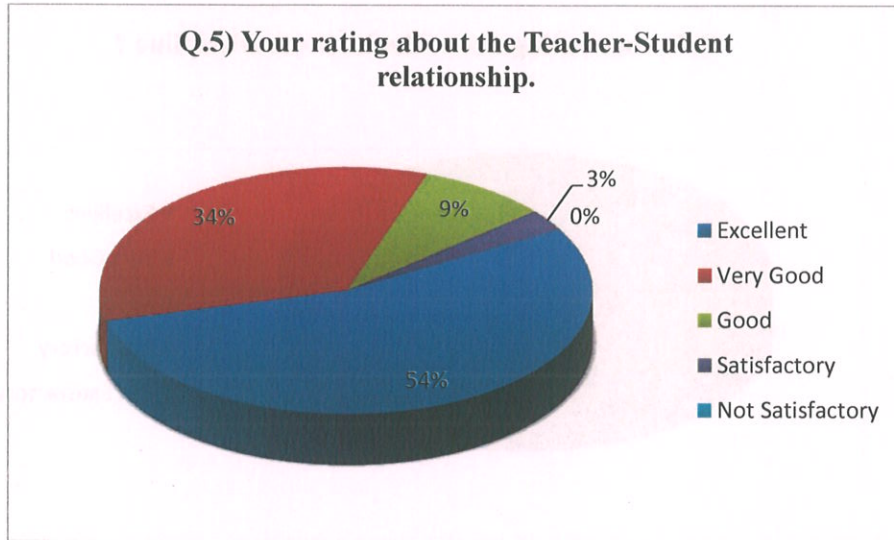
	Grade	No. of Parents	Percentage
Q.4)	Excellent	13	37.14%
	Very Good	14	40.00%
	Good	6	17.14%
	Satisfactory	2	5.71%
	Not Satisfactory	0	0.00%

Q.4) The impact of teacher in motivating your ward.



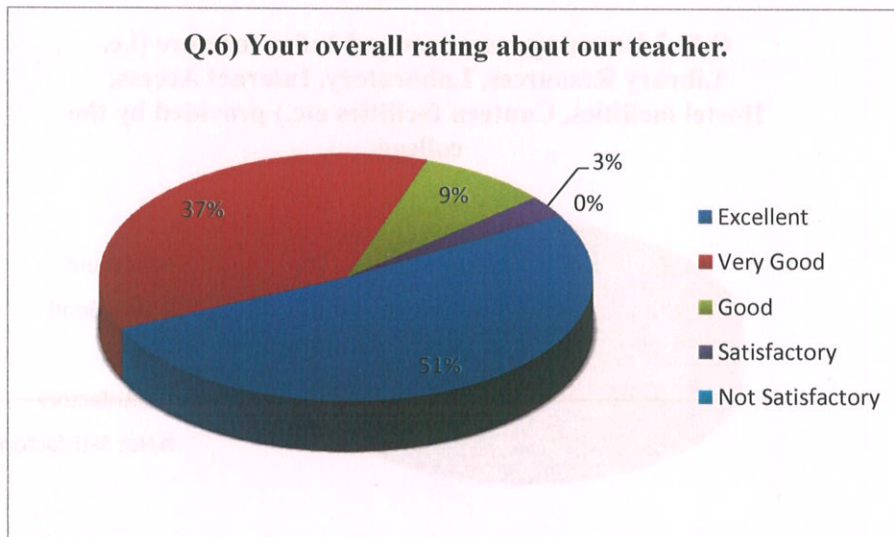
Q.5) Your rating about the Teacher-Student relationship.

	Grade	No. of Parents	Percentage
Q.5)	Excellent	19	54.29%
	Very Good	12	34.29%
	Good	3	8.57%
	Satisfactory	1	2.86%
	Not Satisfactory	0	0.00%



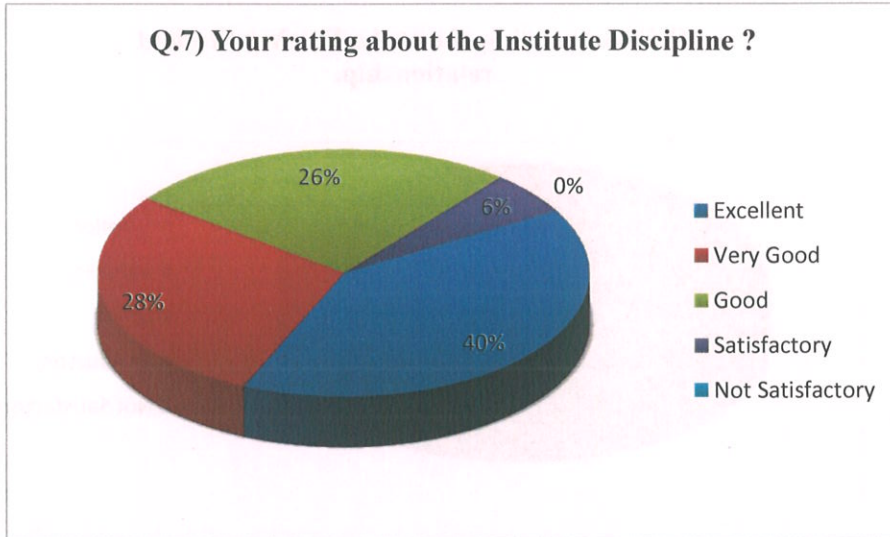
Q.6) Your overall rating about our teacher.

	Grade	No. of Parents	Percentage
Q.6)	Excellent	18	51.43%
	Very Good	13	37.14%
	Good	3	8.57%
	Satisfactory	1	2.86%
	Not Satisfactory	0	0.00%



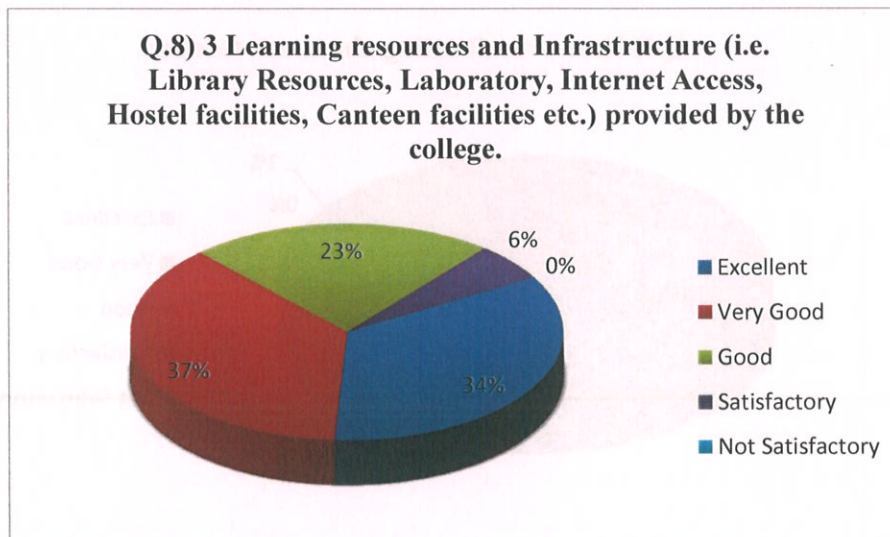
Q.7) Your rating about the Institute Discipline?

	Grade	No. of Parents	Percentage
Q.7)	Excellent	14	40.00%
	Very Good	10	28.57%
	Good	9	25.71%
	Satisfactory	2	5.71%
	Not Satisfactory	0	0.00%



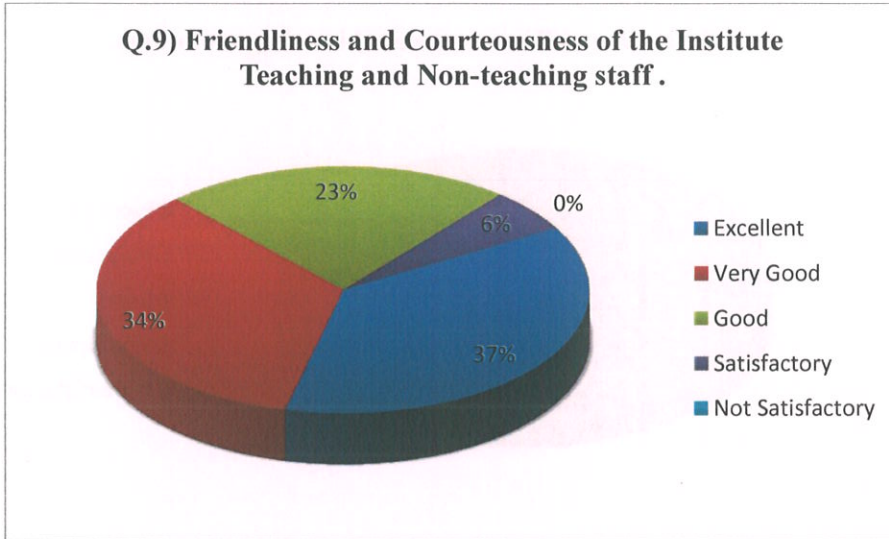
Q.8) 3 Learning resources and Infrastructure (i.e. Library Resources, Laboratory, Internet Access, Hostel facilities, Canteen facilities etc.) provided by the college.

	Grade	No. of Parents	Percentage
Q.8)	Excellent	12	34.29%
	Very Good	13	37.14%
	Good	8	22.86%
	Satisfactory	2	5.71%
	Not Satisfactory	0	0.00%



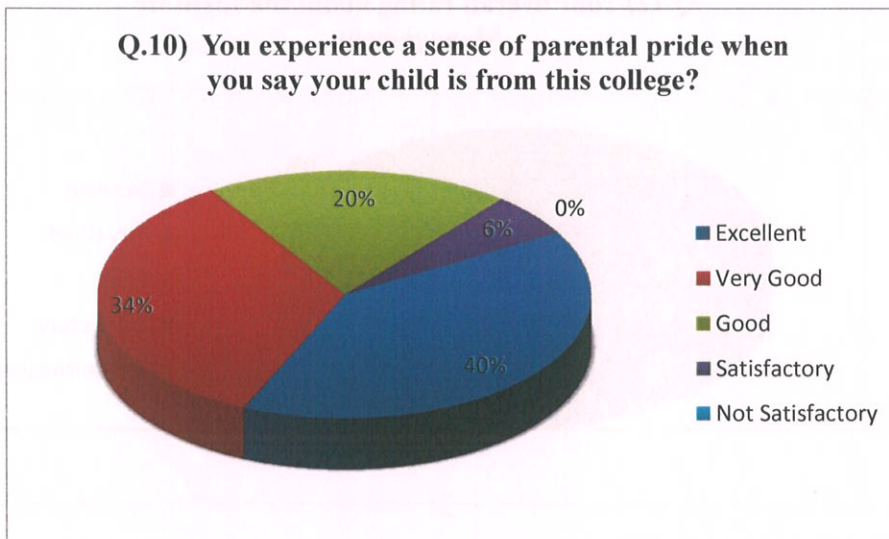
Q.9) Friendliness and Courteousness of the Institute Teaching and Non-teaching staff.

	Grade	No. of Parents	Percentage
Q.9)	Excellent	13	37.14%
	Very Good	12	34.29%
	Good	8	22.86%
	Satisfactory	2	5.71%
	Not Satisfactory	0	0.00%



Q.10) You experience a sense of parental pride when you say your child is from this college?

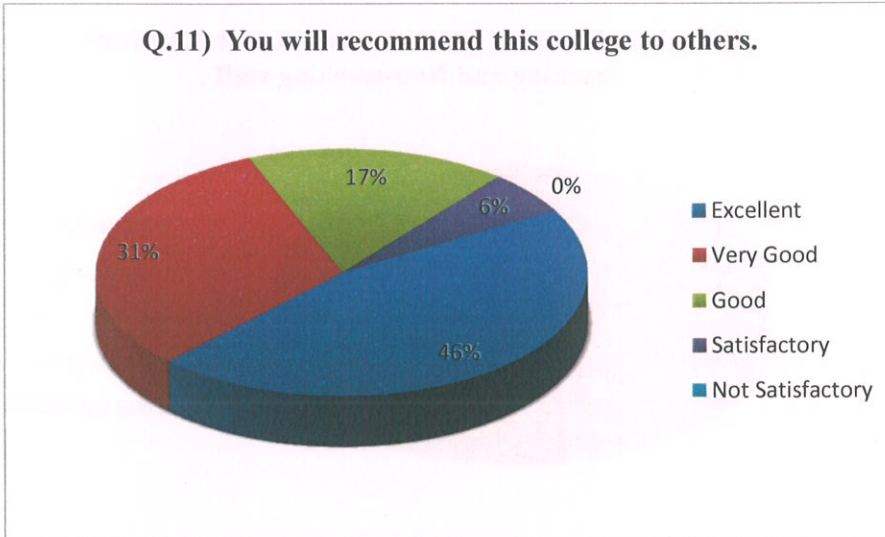
	Grade	No. of Parents	Percentage
Q.10)	Excellent	14	40.00%
	Very Good	12	34.29%
	Good	7	20.00%
	Satisfactory	2	5.71%
	Not Satisfactory	0	0.00%



(Handwritten signature)

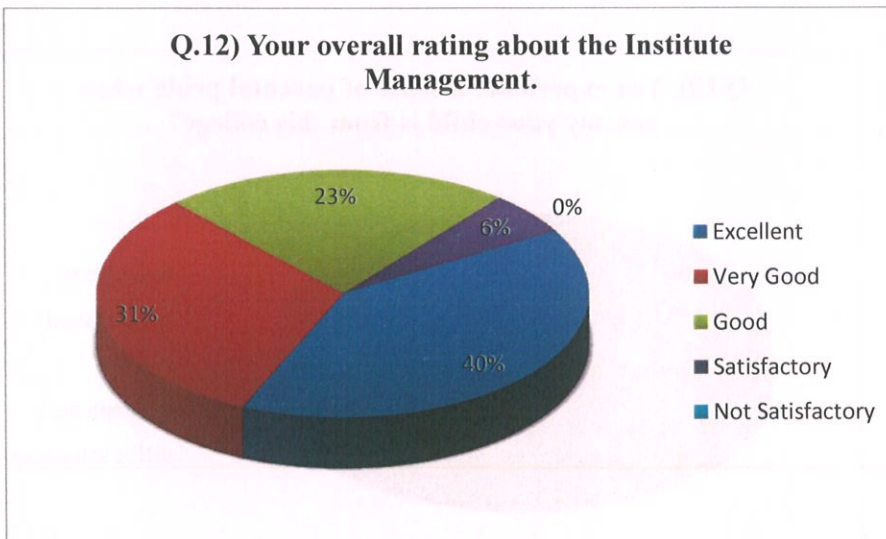
Q.11) You will recommend this college to others.

	Grade	No. of Parents	Percentage
Q.11)	Excellent	16	45.71%
	Very Good	11	31.43%
	Good	6	17.14%
	Satisfactory	2	5.71%
	Not Satisfactory	0	0.00%



Q.12) Your overall rating about the Institute Management.

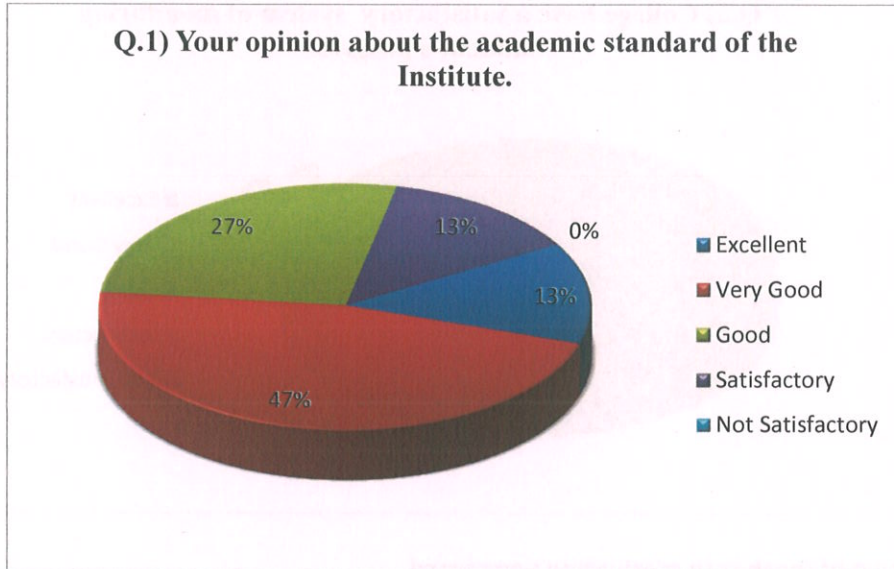
	Grade	No. of Parents	Percentage
Q.12)	Excellent	14	40.00%
	Very Good	11	31.43%
	Good	8	22.86%
	Satisfactory	2	5.71%
	Not Satisfactory	0	0.00%



NAME OF THE DEPARTMENT: PHILOSOPHY

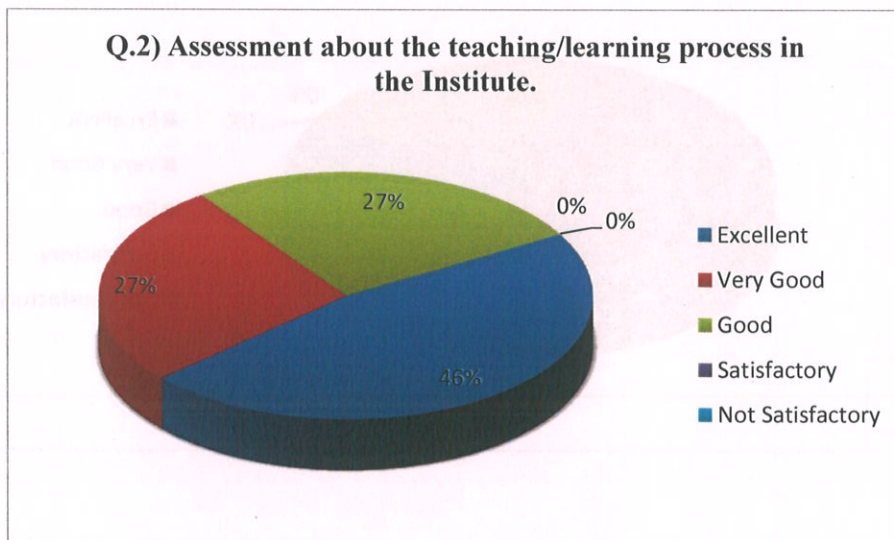
Q.1) Your opinion about the academic standard of the Institute.

	Grade	No. of Parents	Percentage
Q.1)	Excellent	2	13.33%
	Very Good	7	46.67%
	Good	4	26.67%
	Satisfactory	2	13.33%
	Not Satisfactory	0	0.00%



Q.2) Assessment about the teaching/learning process in the Institute.

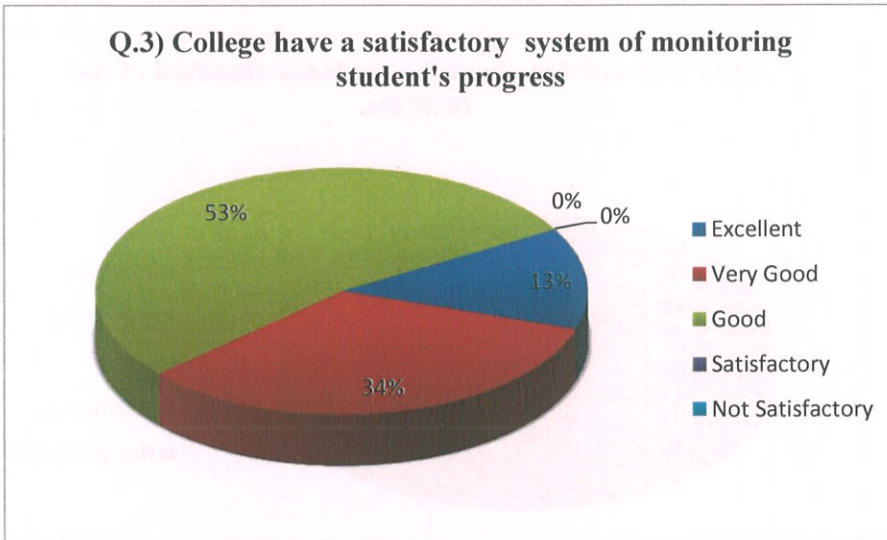
	Grade	No. of Parents	Percentage
Q.2)	Excellent	7	46.67%
	Very Good	4	26.67%
	Good	4	26.67%
	Satisfactory	0	0.00%
	Not Satisfactory	0	0.00%



(Handwritten signature)

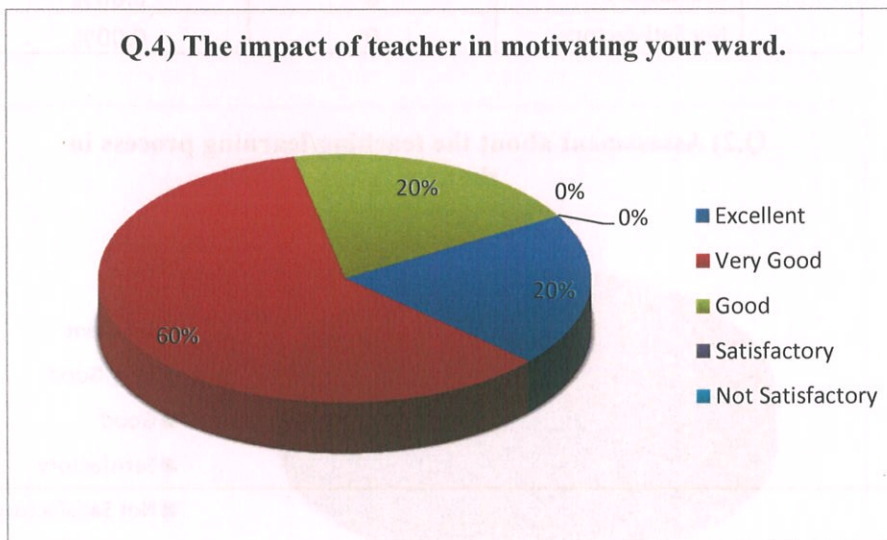
Q.3) College have a satisfactory system of monitoring student's progress.

	Grade	No. of Parents	Percentage
Q.3)	Excellent	2	13.33%
	Very Good	5	33.33%
	Good	8	53.33%
	Satisfactory	0	0.00%
	Not Satisfactory	0	0.00%



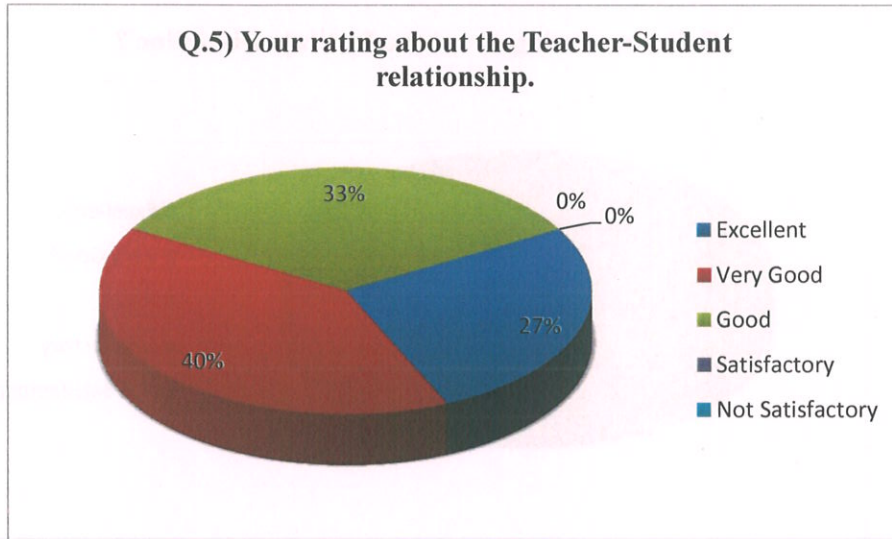
Q.4) The impact of teacher in motivating your ward.

	Grade	No. of Parents	Percentage
Q.4)	Excellent	3	20.00%
	Very Good	9	60.00%
	Good	3	20.00%
	Satisfactory	0	0.00%
	Not Satisfactory	0	0.00%



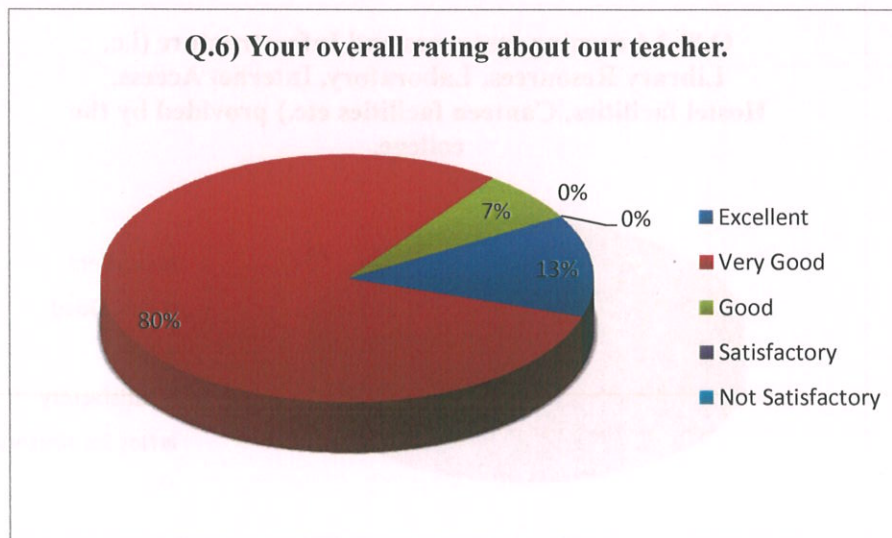
Q.5) Your rating about the Teacher-Student relationship.

	Grade	No. of Parents	Percentage
Q.5)	Excellent	4	26.67%
	Very Good	6	40.00%
	Good	5	33.33%
	Satisfactory	0	0.00%
	Not Satisfactory	0	0.00%



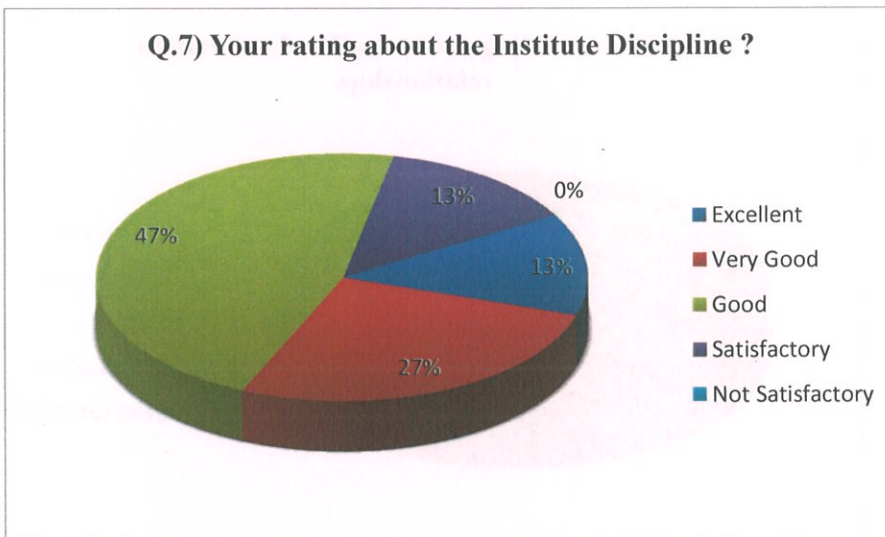
Q.6) Your overall rating about our teacher.

	Grade	No. of Parents	Percentage
Q.6)	Excellent	2	13.33%
	Very Good	12	80.00%
	Good	1	6.67%
	Satisfactory	0	0.00%
	Not Satisfactory	0	0.00%



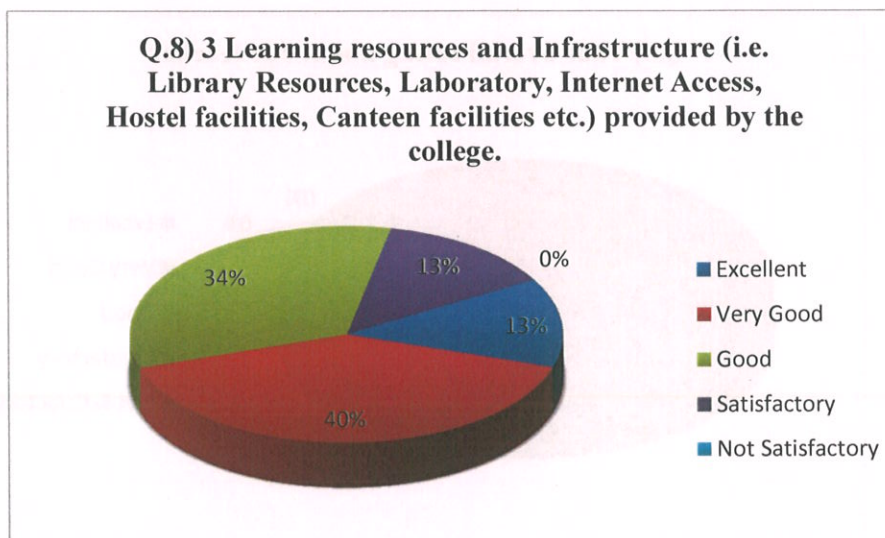
Q.7) Your rating about the Institute Discipline?

	Grade	No. of Parents	Percentage
Q.7)	Excellent	2	13.33%
	Very Good	4	26.67%
	Good	7	46.67%
	Satisfactory	2	13.33%
	Not Satisfactory	0	0.00%



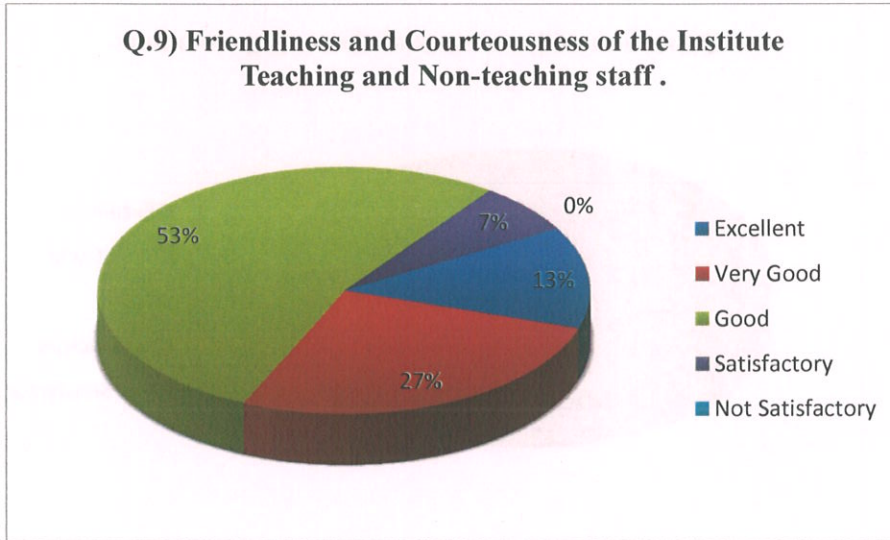
Q.8) 3 Learning resources and Infrastructure (i.e. Library Resources, Laboratory, Internet Access, Hostel facilities, Canteen facilities etc.) provided by the college.

	Grade	No. of Parents	Percentage
Q.8)	Excellent	2	13.33%
	Very Good	6	40.00%
	Good	5	33.33%
	Satisfactory	2	13.33%
	Not Satisfactory	0	0.00%



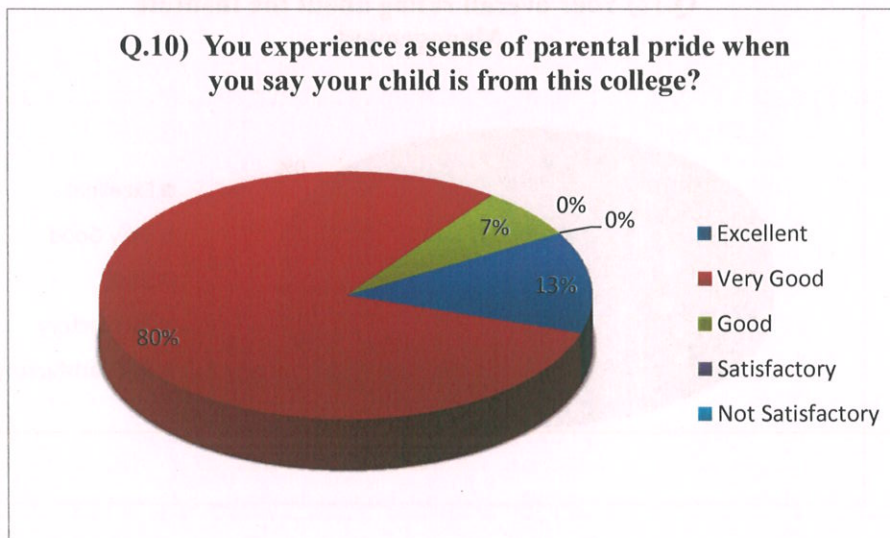
Q.9) Friendliness and Courteousness of the Institute Teaching and Non-teaching staff.

	Grade	No. of Parents	Percentage
Q.9)	Excellent	2	13.33%
	Very Good	4	26.67%
	Good	8	53.33%
	Satisfactory	1	6.67%
	Not Satisfactory	0	0.00%



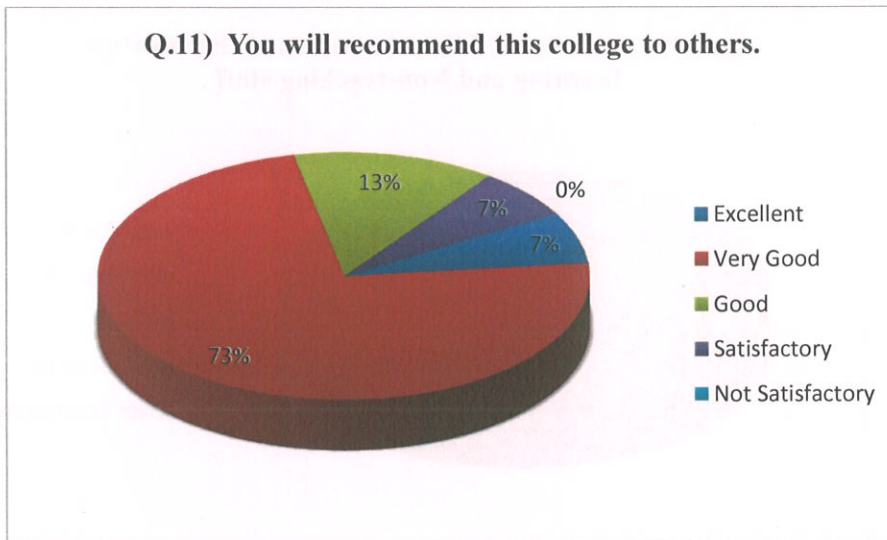
Q.10) You experience a sense of parental pride when you say your child is from this college?

	Grade	No. of Parents	Percentage
Q.10)	Excellent	2	13.33%
	Very Good	12	80.00%
	Good	1	6.67%
	Satisfactory	0	0.00%
	Not Satisfactory	0	0.00%



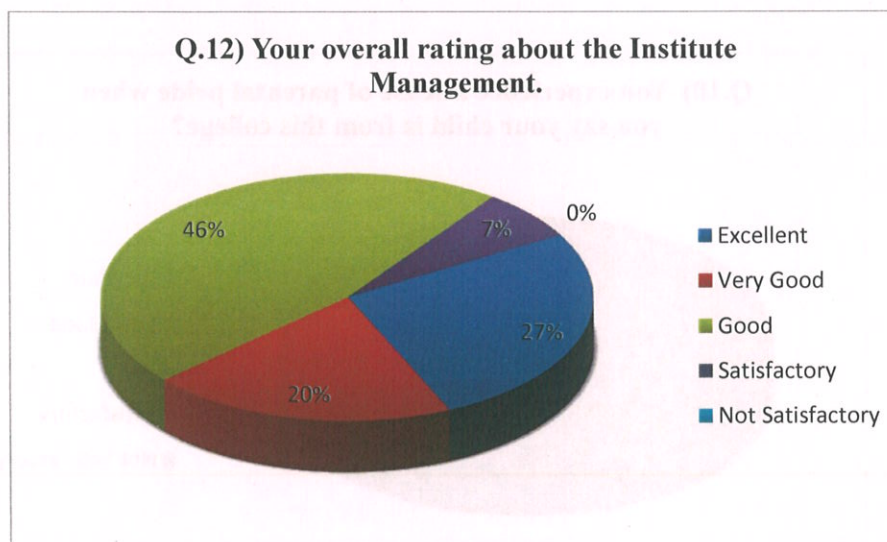
Q.11) You will recommend this college to others.

	Grade	No. of Parents	Percentage
Q.11)	Excellent	1	6.67%
	Very Good	11	73.33%
	Good	2	13.33%
	Satisfactory	1	6.67%
	Not Satisfactory	0	0.00%



Q.12) Your overall rating about the Institute Management.

	Grade	No. of Parents	Percentage
Q.12)	Excellent	4	26.67%
	Very Good	3	20.00%
	Good	7	46.67%
	Satisfactory	1	6.67%
	Not Satisfactory	0	0.00%

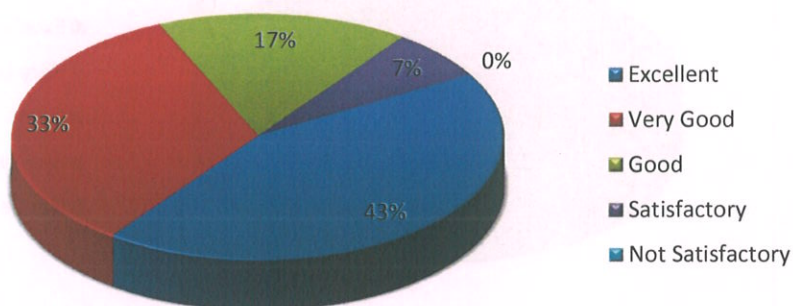


NAME OF THE DEPARTMENT: PHYSICS

Q.1) Your opinion about the academic standard of the Institute.

	Grade	No. of Parents	Percentage
Q.1)	Excellent	13	43.33%
	Very Good	10	33.33%
	Good	5	16.67%
	Satisfactory	2	6.67%
	Not Satisfactory	0	0.00%

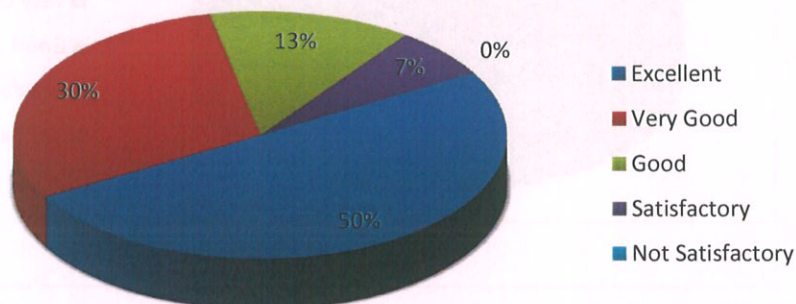
Q.1) Your opinion about the academic standard of the Institute.



Q.2) Assessment about the teaching/learning process in the Institute.

	Grade	No. of Parents	Percentage
Q.2)	Excellent	15	50.00%
	Very Good	9	30.00%
	Good	4	13.33%
	Satisfactory	2	6.67%
	Not Satisfactory	0	0.00%

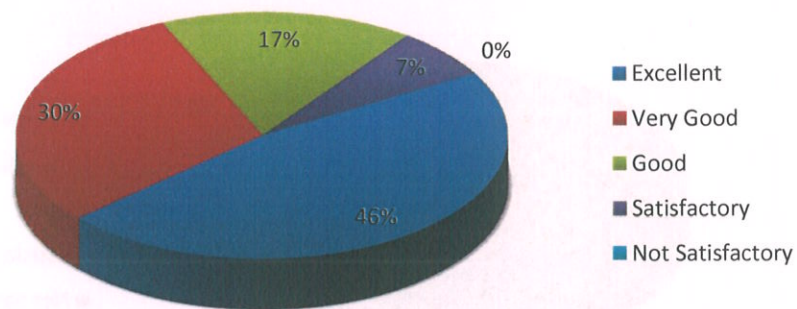
Q.2) Assessment about the teaching/learning process in the Institute.



Q.3) College have a satisfactory system of monitoring student's progress.

	Grade	No. of Parents	Percentage
Q.3)	Excellent	14	46.67%
	Very Good	9	30.00%
	Good	5	16.67%
	Satisfactory	2	6.67%
	Not Satisfactory	0	0.00%

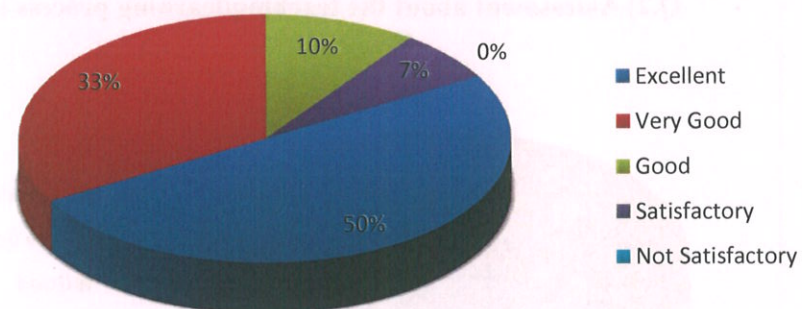
Q.3) College have a satisfactory system of monitoring student's progress



Q.4) The impact of teacher in motivating your ward.

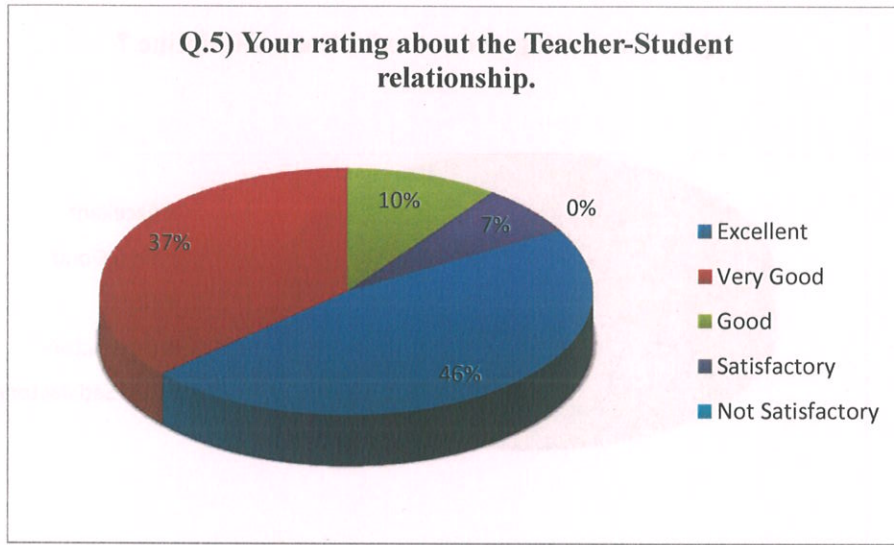
	Grade	No. of Parents	Percentage
Q.4)	Excellent	15	50.00%
	Very Good	10	33.33%
	Good	3	10.00%
	Satisfactory	2	6.67%
	Not Satisfactory	0	0.00%

Q.4) The impact of teacher in motivating your ward.



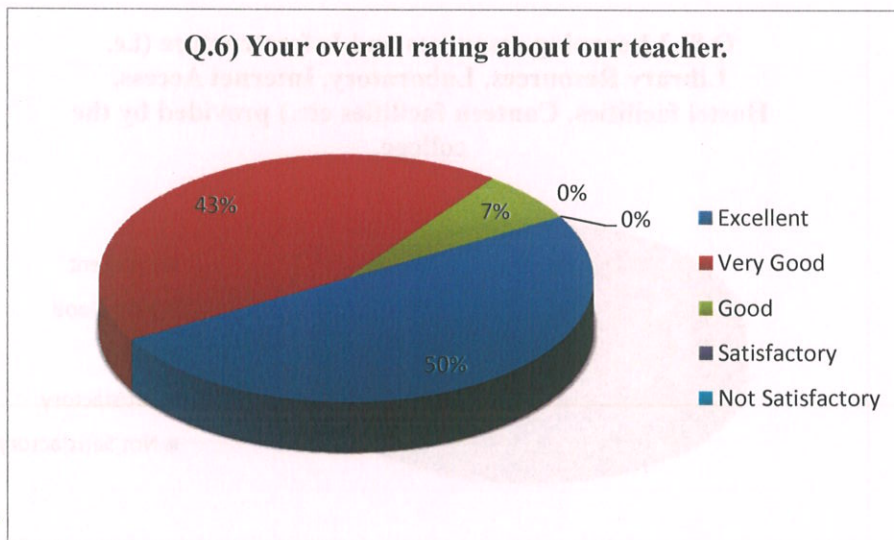
Q.5) Your rating about the Teacher-Student relationship.

	Grade	No. of Parents	Percentage
Q.5)	Excellent	14	46.67%
	Very Good	11	36.67%
	Good	3	10.00%
	Satisfactory	2	6.67%
	Not Satisfactory	0	0.00%



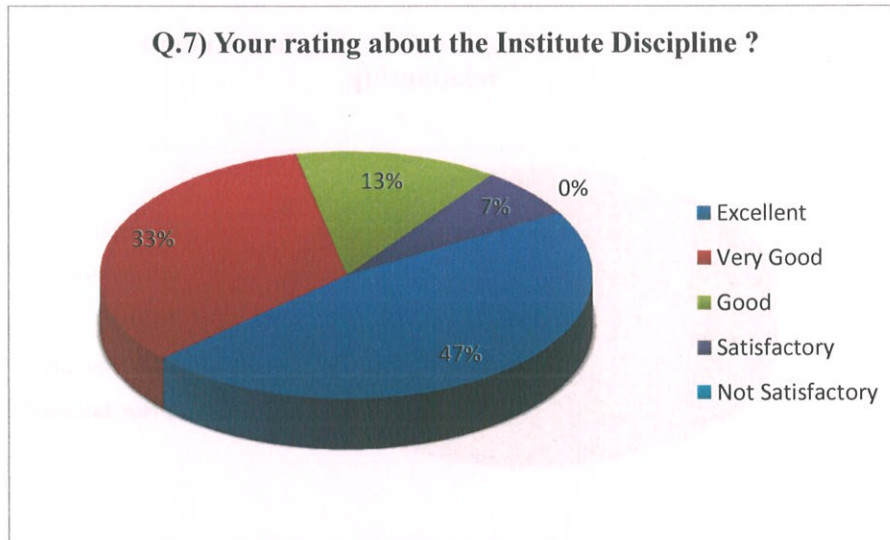
Q.6) Your overall rating about our teacher.

	Grade	No. of Parents	Percentage
Q.6)	Excellent	15	50.00%
	Very Good	13	43.33%
	Good	2	6.67%
	Satisfactory	0	0.00%
	Not Satisfactory	0	0.00%



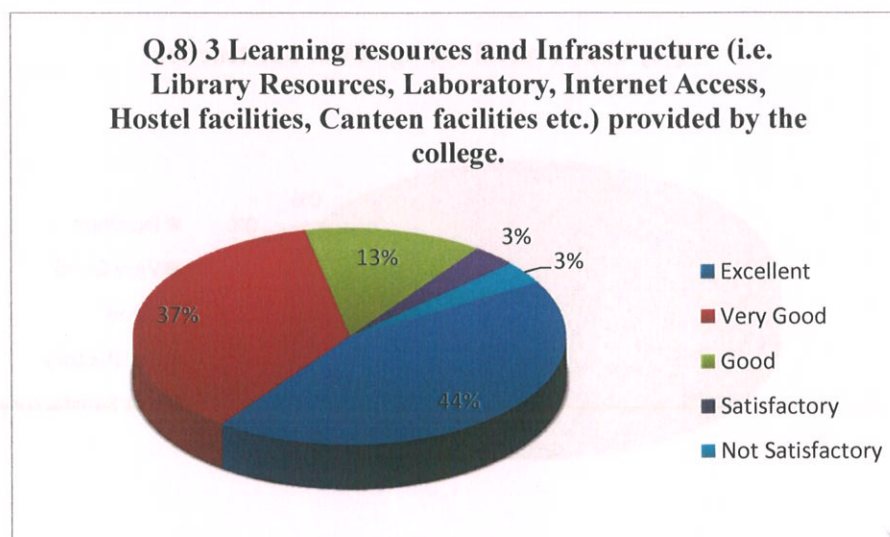
Q.7) Your rating about the Institute Discipline?

	Grade	No. of Parents	Percentage
Q.7)	Excellent	14	46.67%
	Very Good	10	33.33%
	Good	4	13.33%
	Satisfactory	2	6.67%
	Not Satisfactory	0	0.00%



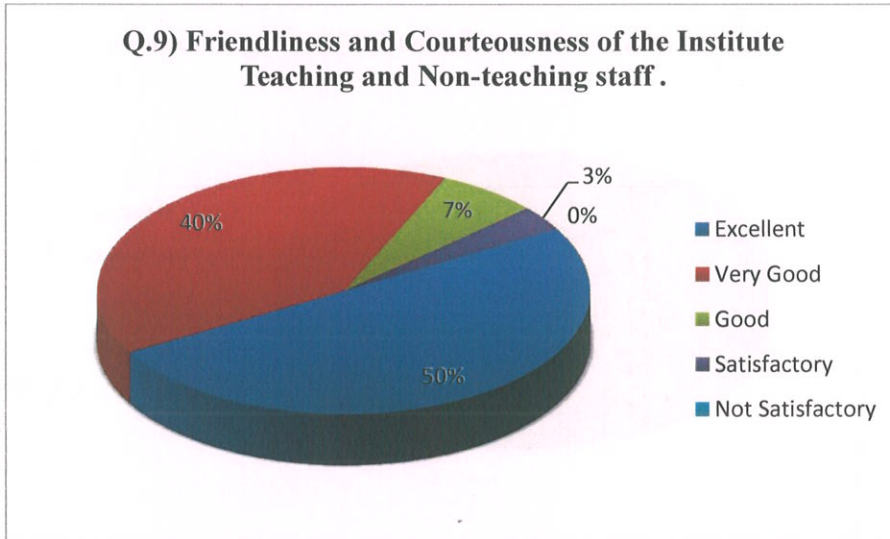
Q.8) 3 Learning resources and Infrastructure (i.e. Library Resources, Laboratory, Internet Access, Hostel facilities, Canteen facilities etc.) provided by the college.

	Grade	No. of Parents	Percentage
Q.8)	Excellent	13	43.33%
	Very Good	11	36.67%
	Good	4	13.33%
	Satisfactory	1	3.33%
	Not Satisfactory	1	3.33%



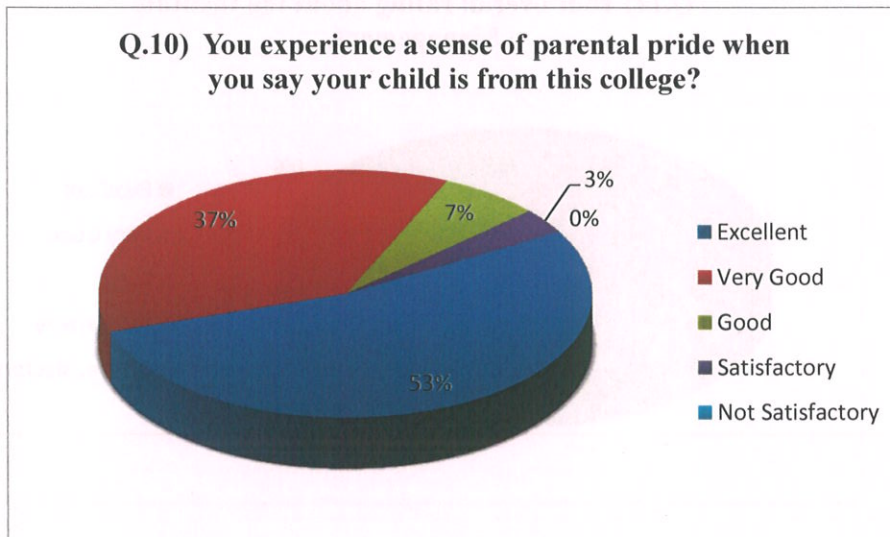
Q.9) Friendliness and Courteousness of the Institute Teaching and Non-teaching staff.

	Grade	No. of Parents	Percentage
Q.9)	Excellent	15	50.00%
	Very Good	12	40.00%
	Good	2	6.67%
	Satisfactory	1	3.33%
	Not Satisfactory	0	0.00%



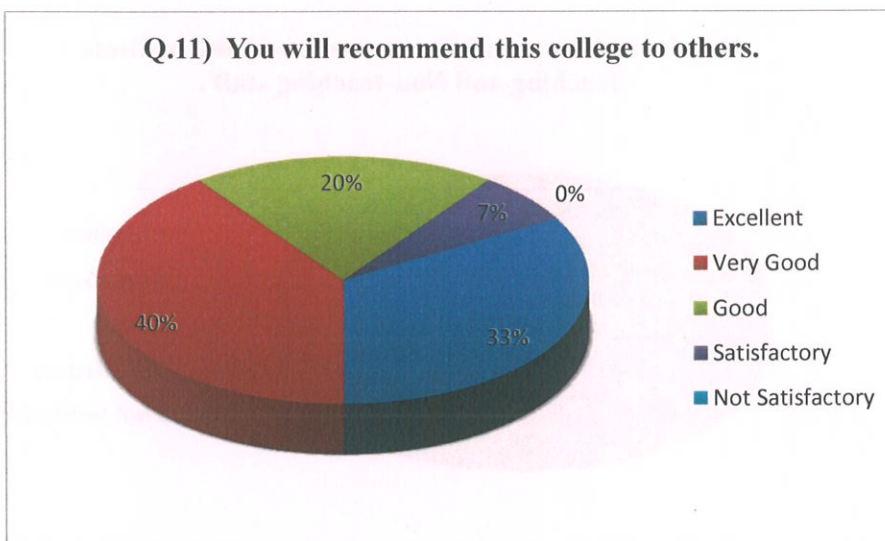
Q.10) You experience a sense of parental pride when you say your child is from this college?

	Grade	No. of Parents	Percentage
Q.10)	Excellent	16	53.33%
	Very Good	11	36.67%
	Good	2	6.67%
	Satisfactory	1	3.33%
	Not Satisfactory	0	0.00%



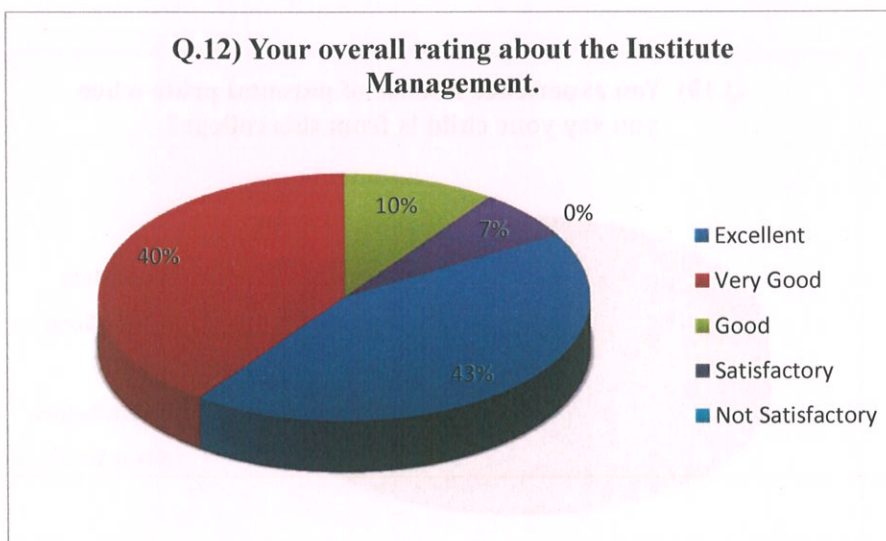
Q.11) You will recommend this college to others.

	Grade	No. of Parents	Percentage
Q.11)	Excellent	10	33.33%
	Very Good	12	40.00%
	Good	6	20.00%
	Satisfactory	2	6.67%
	Not Satisfactory	0	0.00%



Q.12) Your overall rating about the Institute Management.

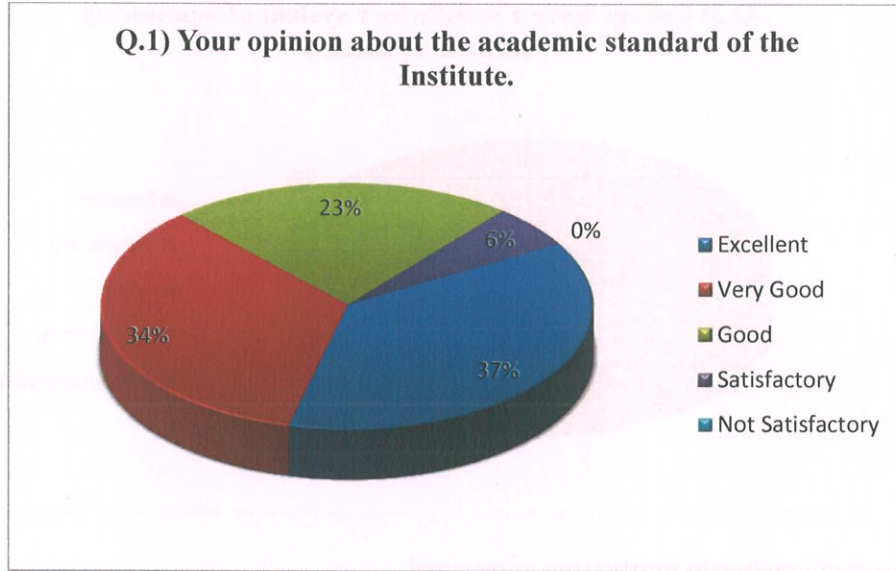
	Grade	No. of Parents	Percentage
Q.12)	Excellent	13	43.33%
	Very Good	12	40.00%
	Good	3	10.00%
	Satisfactory	2	6.67%
	Not Satisfactory	0	0.00%



NAME OF THE DEPARTMENT: POLITICAL SCIENCE

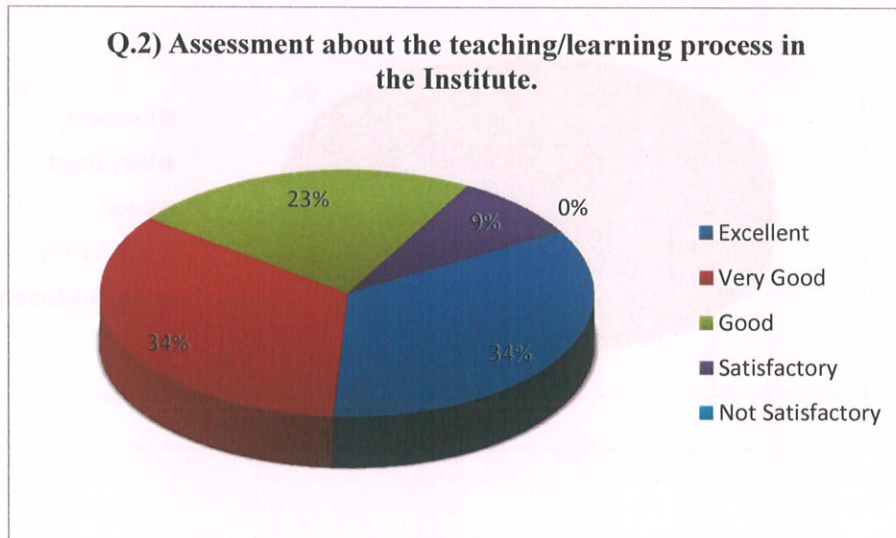
Q.1) Your opinion about the academic standard of the Institute.

	Grade	No. of Parents	Percentage
Q.1)	Excellent	13	37.14%
	Very Good	12	34.29%
	Good	8	22.86%
	Satisfactory	2	5.71%
	Not Satisfactory	0	0.00%



Q.2) Assessment about the teaching/learning process in the Institute.

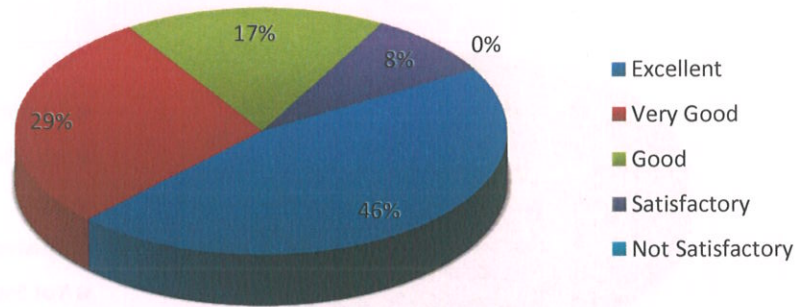
	Grade	No. of Parents	Percentage
Q.2)	Excellent	12	34.29%
	Very Good	12	34.29%
	Good	8	22.86%
	Satisfactory	3	8.57%
	Not Satisfactory	0	0.00%



Q.3) College have a satisfactory system of monitoring student's progress.

	Grade	No. of Parents	Percentage
Q.3)	Excellent	16	45.71%
	Very Good	10	28.57%
	Good	6	17.14%
	Satisfactory	3	8.57%
	Not Satisfactory	0	0.00%

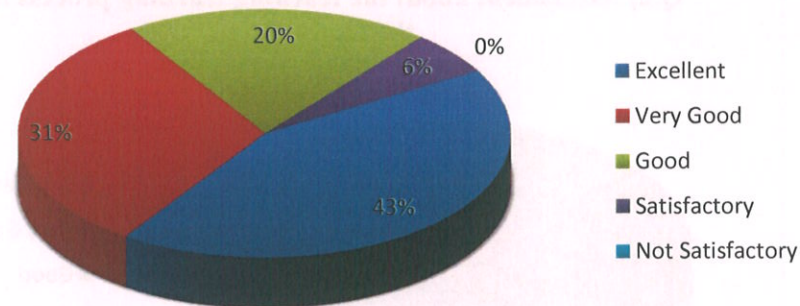
Q.3) College have a satisfactory system of monitoring student's progress



Q.4) The impact of teacher in motivating your ward.

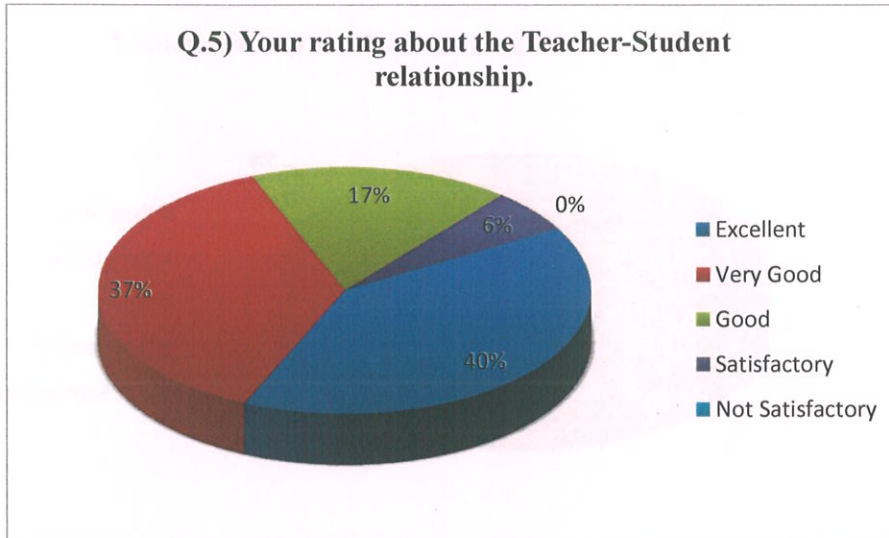
	Grade	No. of Parents	Percentage
Q.4)	Excellent	15	42.86%
	Very Good	11	31.43%
	Good	7	20.00%
	Satisfactory	2	5.71%
	Not Satisfactory	0	0.00%

Q.4) The impact of teacher in motivating your ward.



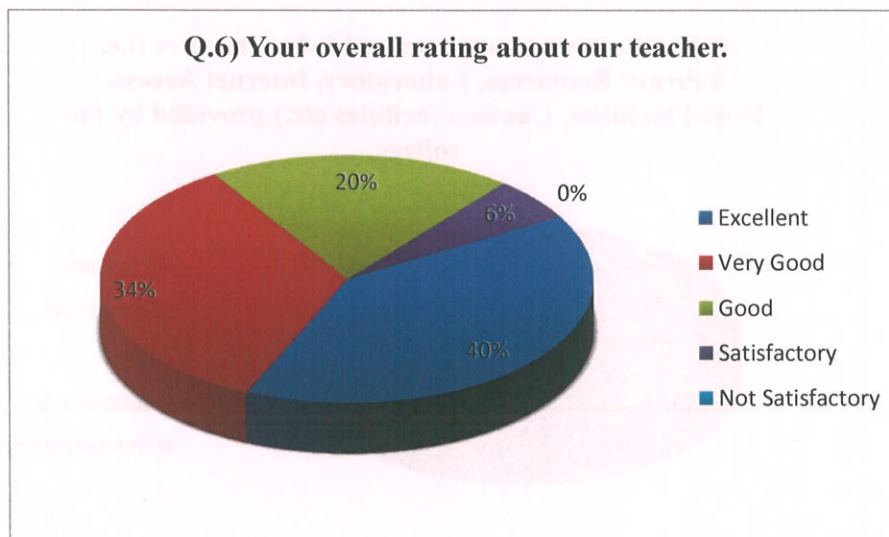
Q.5) Your rating about the Teacher-Student relationship.

	Grade	No. of Parents	Percentage
Q.5)	Excellent	14	40.00%
	Very Good	13	37.14%
	Good	6	17.14%
	Satisfactory	2	5.71%
	Not Satisfactory	0	0.00%



Q.6) Your overall rating about our teacher.

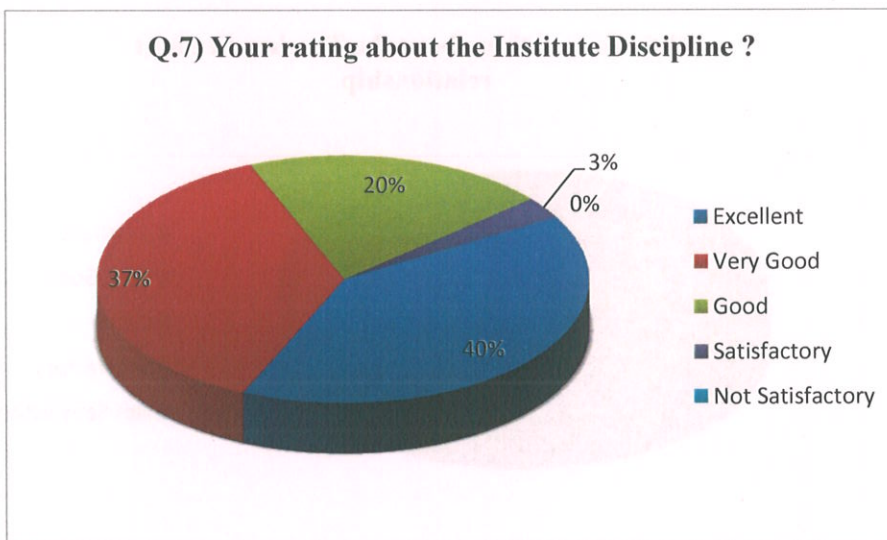
	Grade	No. of Parents	Percentage
Q.6)	Excellent	14	40.00%
	Very Good	12	34.29%
	Good	7	20.00%
	Satisfactory	2	5.71%
	Not Satisfactory	0	0.00%



(Handwritten signature)

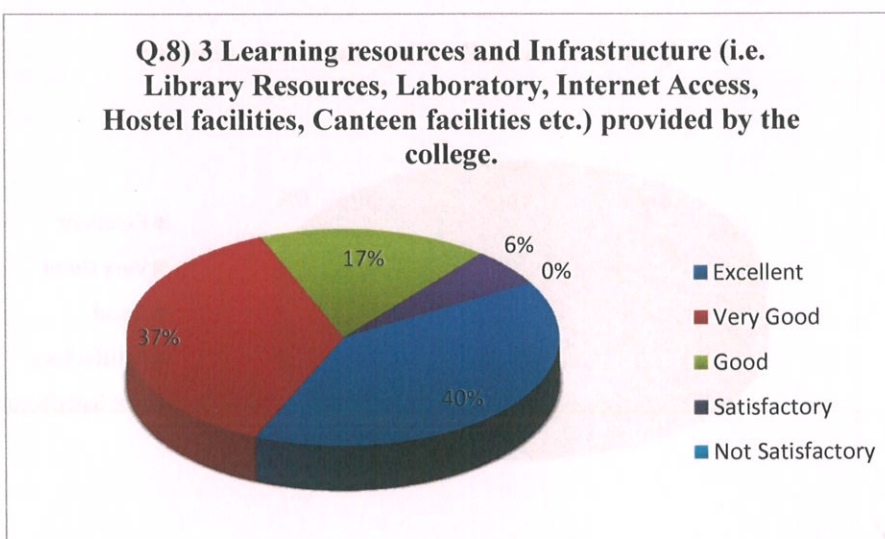
Q.7) Your rating about the Institute Discipline?

	Grade	No. of Parents	Percentage
Q.7)	Excellent	14	40.00%
	Very Good	13	37.14%
	Good	7	20.00%
	Satisfactory	1	2.86%
	Not Satisfactory	0	0.00%



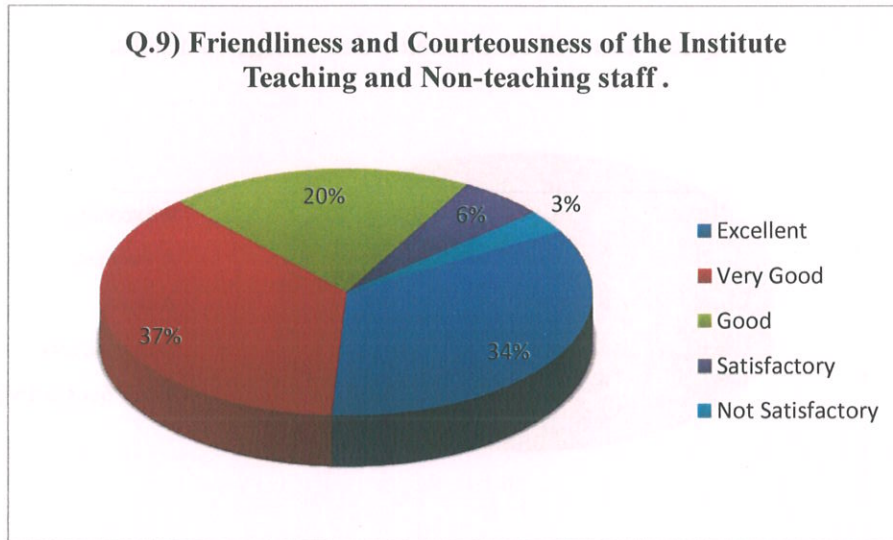
Q.8) 3 Learning resources and Infrastructure (i.e. Library Resources, Laboratory, Internet Access, Hostel facilities, Canteen facilities etc.) provided by the college.

	Grade	No. of Parents	Percentage
Q.8)	Excellent	14	40.00%
	Very Good	13	37.14%
	Good	6	17.14%
	Satisfactory	2	5.71%
	Not Satisfactory	0	0.00%



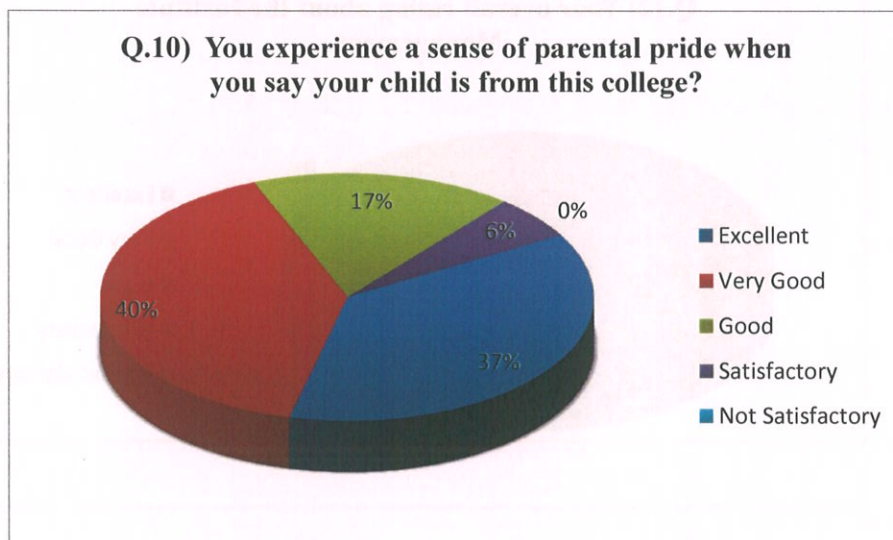
Q.9) Friendliness and Courteousness of the Institute Teaching and Non-teaching staff.

	Grade	No. of Parents	Percentage
Q.9)	Excellent	12	34.29%
	Very Good	13	37.14%
	Good	7	20.00%
	Satisfactory	2	5.71%
	Not Satisfactory	1	2.86%



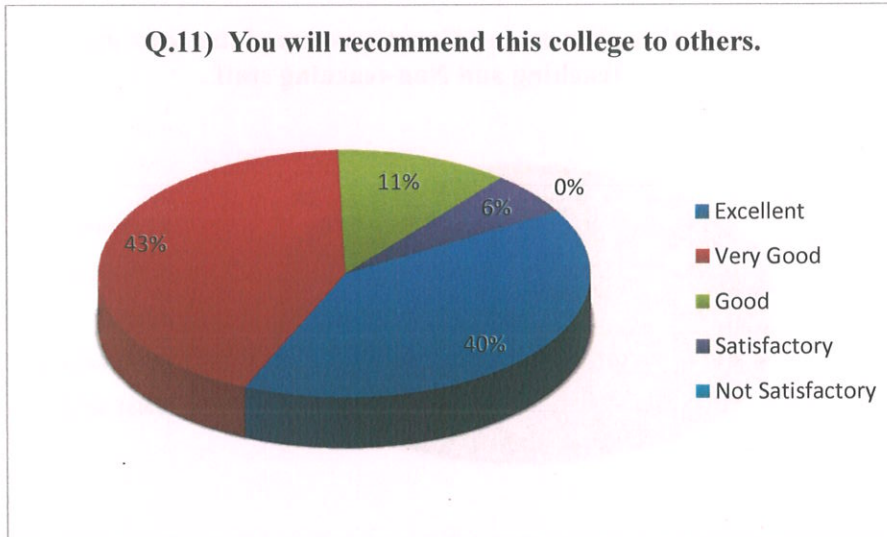
Q.10) You experience a sense of parental pride when you say your child is from this college?

	Grade	No. of Parents	Percentage
Q.10)	Excellent	13	37.14%
	Very Good	14	40.00%
	Good	6	17.14%
	Satisfactory	2	5.71%
	Not Satisfactory	0	0.00%



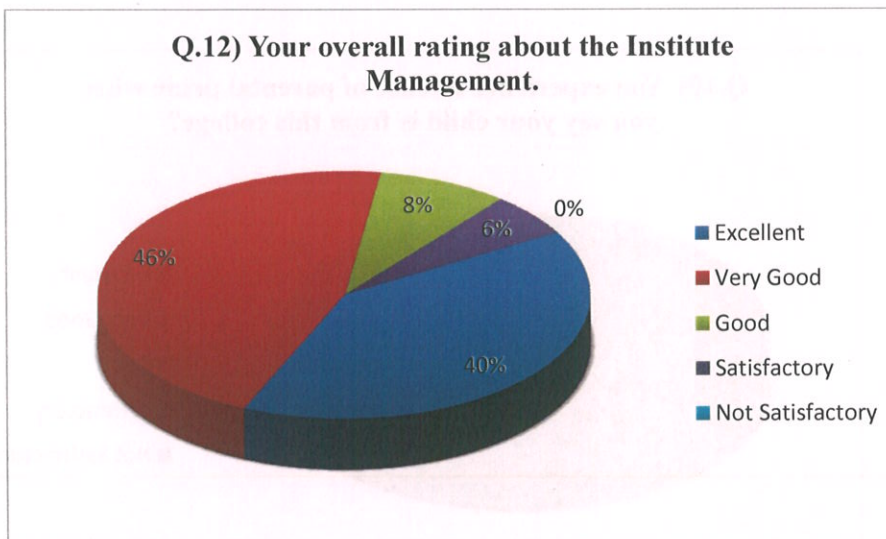
Q.11) You will recommend this college to others.

	Grade	No. of Parents	Percentage
Q.11)	Excellent	14	40.00%
	Very Good	15	42.86%
	Good	4	11.43%
	Satisfactory	2	5.71%
	Not Satisfactory	0	0.00%



Q.12) Your overall rating about the Institute Management.

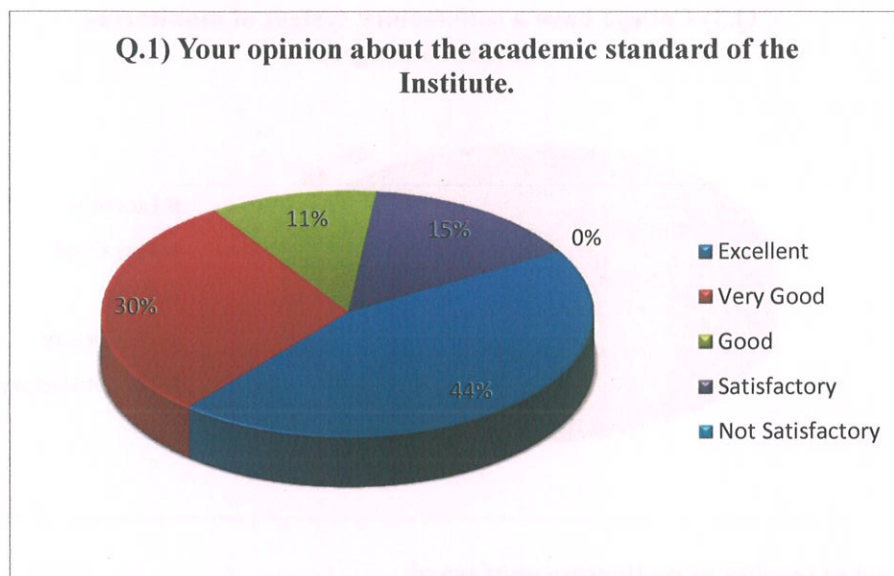
	Grade	No. of Parents	Percentage
Q.12)	Excellent	14	40.00%
	Very Good	16	45.71%
	Good	3	8.57%
	Satisfactory	2	5.71%
	Not Satisfactory	0	0.00%



NAME OF THE DEPARTMENT: PSYCHOLOGY

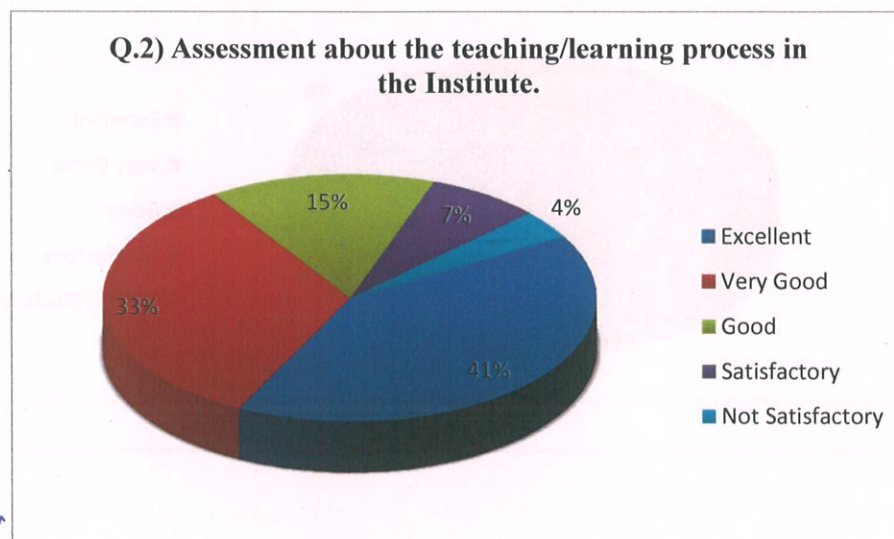
Q.1) Your opinion about the academic standard of the Institute.

	Grade	No. of Parents	Percentage
Q.1)	Excellent	12	44.44%
	Very Good	8	29.63%
	Good	3	11.11%
	Satisfactory	4	14.81%
	Not Satisfactory	0	0.00%



Q.2) Assessment about the teaching/learning process in the Institute.

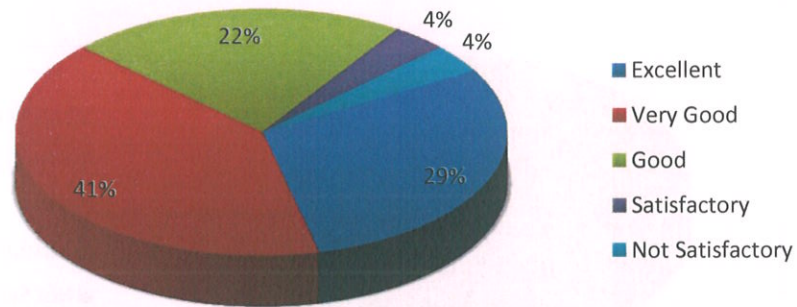
	Grade	No. of Parents	Percentage
Q.2)	Excellent	11	40.74%
	Very Good	9	33.33%
	Good	4	14.81%
	Satisfactory	2	7.41%
	Not Satisfactory	1	3.70%



Q.3) College have a satisfactory system of monitoring student's progress.

	Grade	No. of Parents	Percentage
Q.3)	Excellent	8	29.63%
	Very Good	11	40.71%
	Good	6	22.22%
	Satisfactory	1	3.70%
	Not Satisfactory	1	3.70%

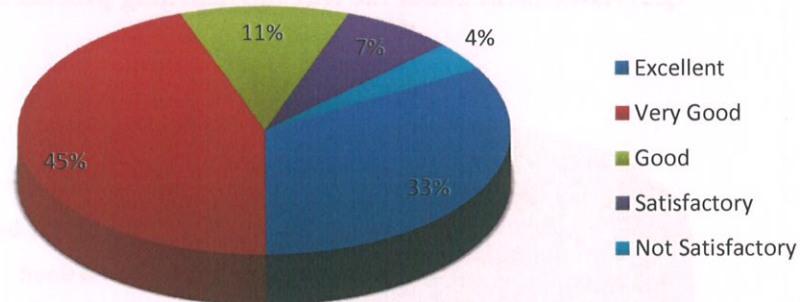
Q.3) College have a satisfactory system of monitoring student's progress



Q.4) The impact of teacher in motivating your ward.

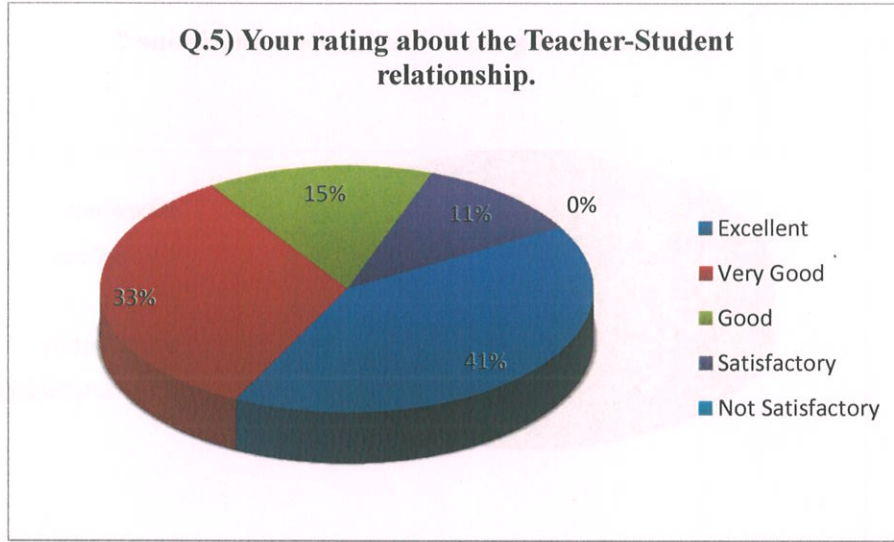
	Grade	No. of Parents	Percentage
Q.4)	Excellent	9	33.33%
	Very Good	12	44.44%
	Good	3	11.11%
	Satisfactory	2	7.41%
	Not Satisfactory	1	3.70%

Q.4) The impact of teacher in motivating your ward.



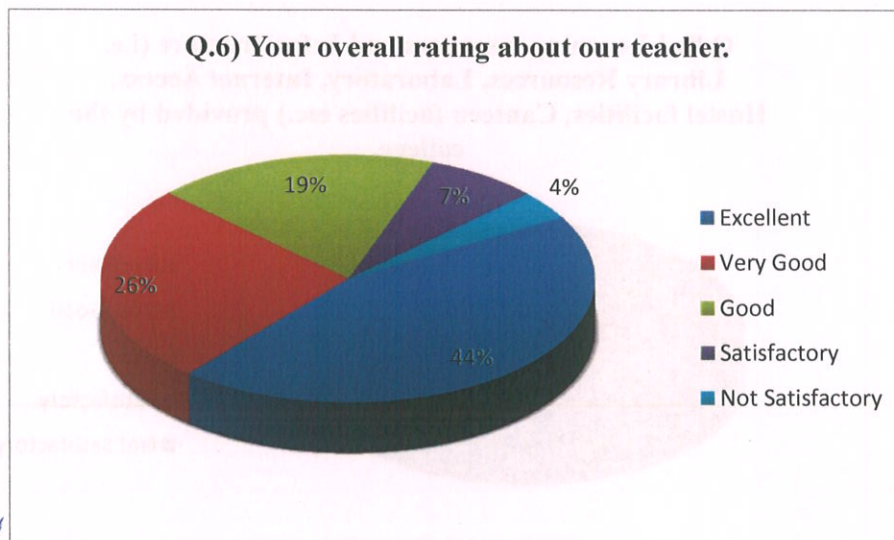
Q.5) Your rating about the Teacher-Student relationship.

	Grade	No. of Parents	Percentage
Q.5)	Excellent	11	40.74%
	Very Good	9	33.33%
	Good	4	14.81%
	Satisfactory	3	11.11%
	Not Satisfactory	0	0.00%



Q.6) Your overall rating about our teacher.

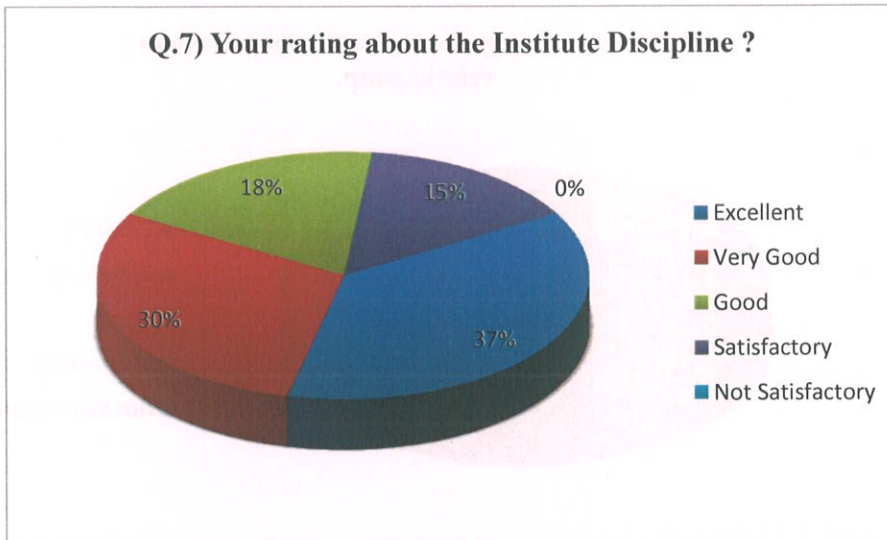
	Grade	No. of Parents	Percentage
Q.6)	Excellent	12	44.44%
	Very Good	7	25.93%
	Good	5	18.52%
	Satisfactory	2	7.41%
	Not Satisfactory	1	3.70%



(Handwritten signature)

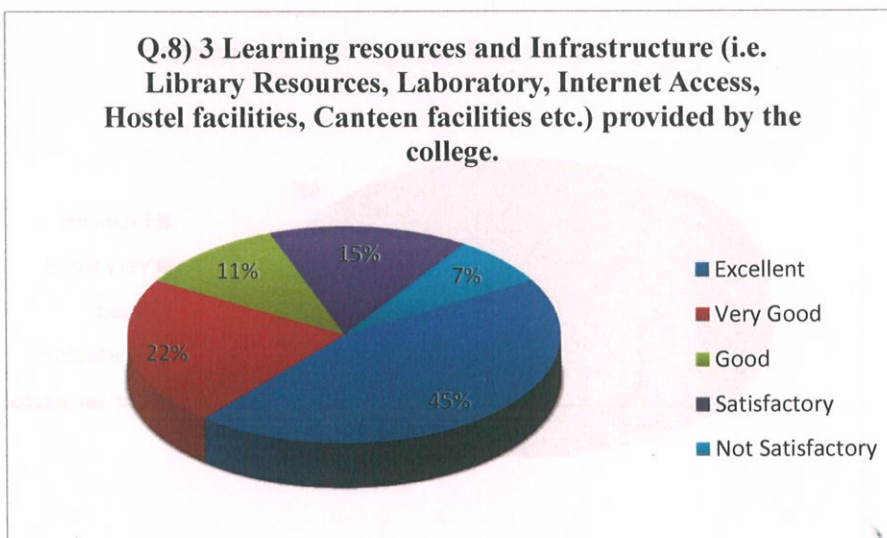
Q.7) Your rating about the Institute Discipline?

	Grade	No. of Parents	Percentage
Q.7)	Excellent	10	37.04%
	Very Good	8	29.63%
	Good	5	18.52%
	Satisfactory	4	14.81%
	Not Satisfactory	0	0.00%



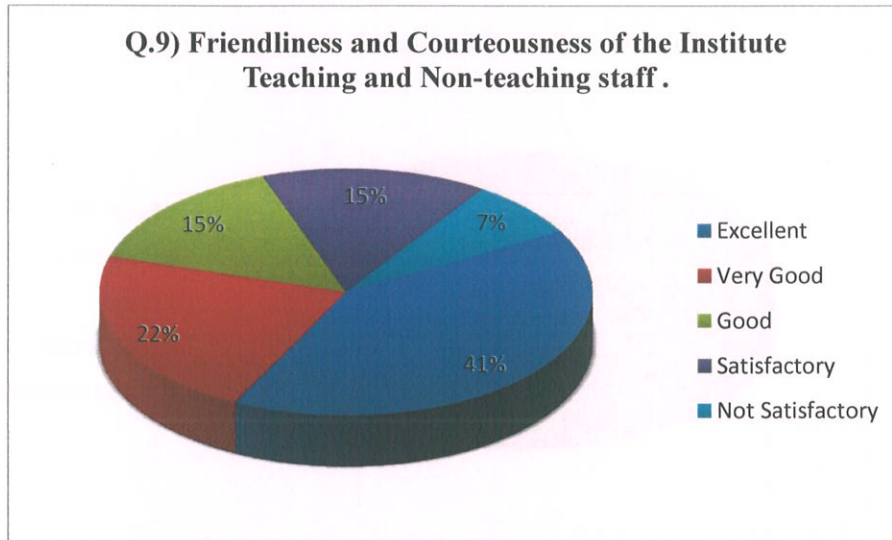
Q.8) 3 Learning resources and Infrastructure (i.e. Library Resources, Laboratory, Internet Access, Hostel facilities, Canteen facilities etc.) provided by the college.

	Grade	No. of Parents	Percentage
Q.8)	Excellent	12	44.44%
	Very Good	6	22.22%
	Good	3	11.11%
	Satisfactory	4	14.81%
	Not Satisfactory	2	7.41%



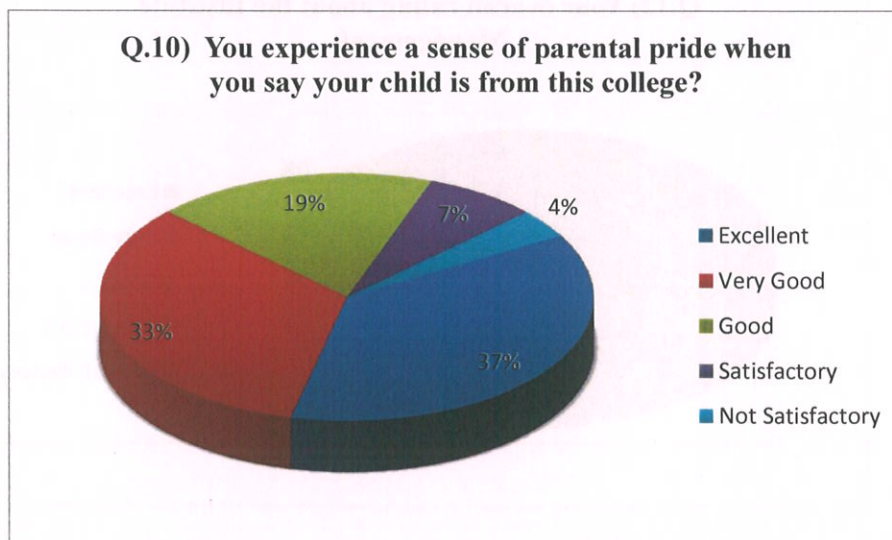
Q.9) Friendliness and Courteousness of the Institute Teaching and Non-teaching staff.

	Grade	No. of Parents	Percentage
Q.9)	Excellent	11	40.74%
	Very Good	6	22.22%
	Good	4	14.81%
	Satisfactory	4	14.81%
	Not Satisfactory	2	7.41%



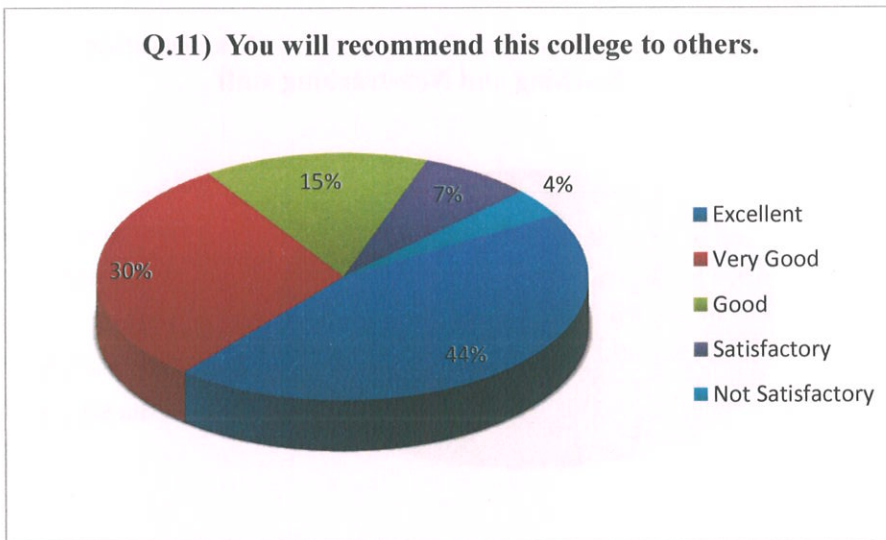
Q.10) You experience a sense of parental pride when you say your child is from this college?

	Grade	No. of Parents	Percentage
Q.10)	Excellent	10	37.04%
	Very Good	9	33.33%
	Good	5	18.52%
	Satisfactory	2	7.41%
	Not Satisfactory	1	3.70%



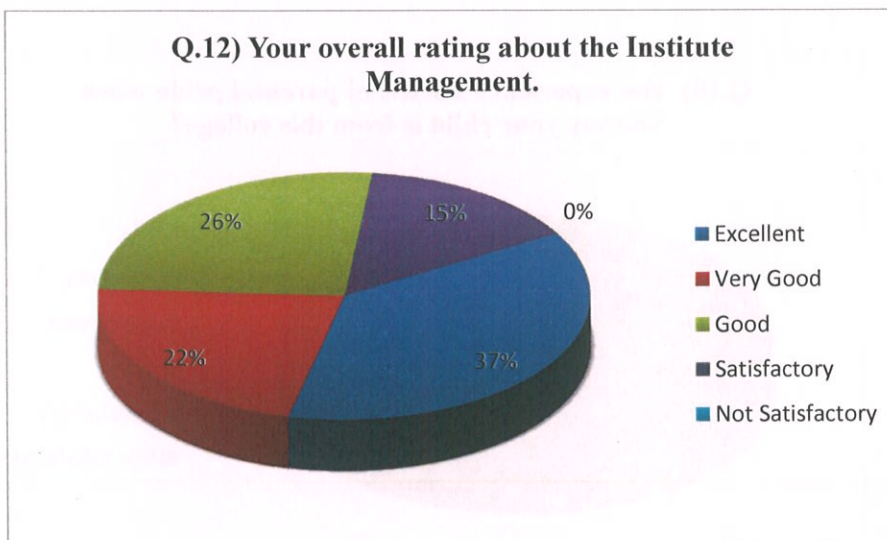
Q.11) You will recommend this college to others.

	Grade	No. of Parents	Percentage
Q.11)	Excellent	12	44.44%
	Very Good	8	29.63%
	Good	4	14.81%
	Satisfactory	2	7.41%
	Not Satisfactory	1	3.70%



Q.12) Your overall rating about the Institute Management.

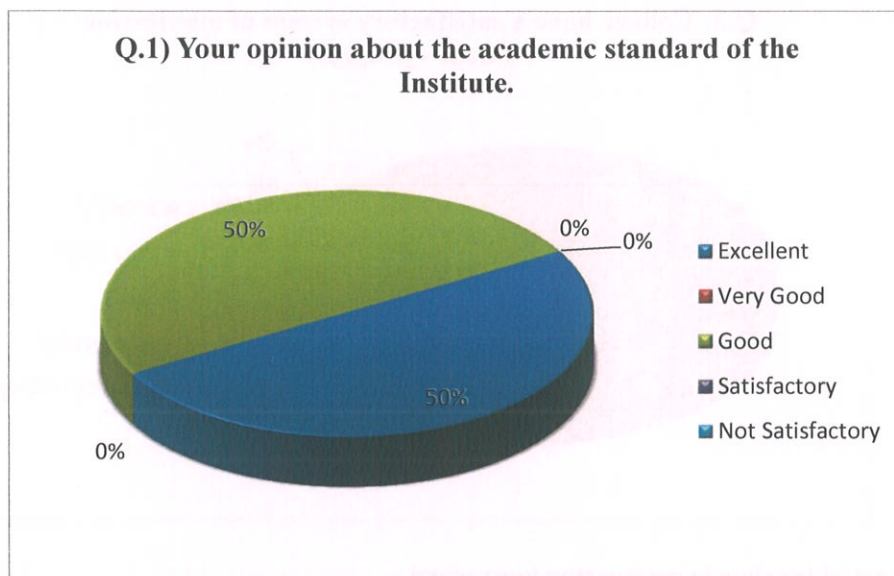
	Grade	No. of Parents	Percentage
Q.12)	Excellent	10	37.04%
	Very Good	6	22.22%
	Good	7	25.93%
	Satisfactory	4	14.81%
	Not Satisfactory	0	0.00%



NAME OF THE DEPARTMENT: PUBLIC ADMINISTRATION

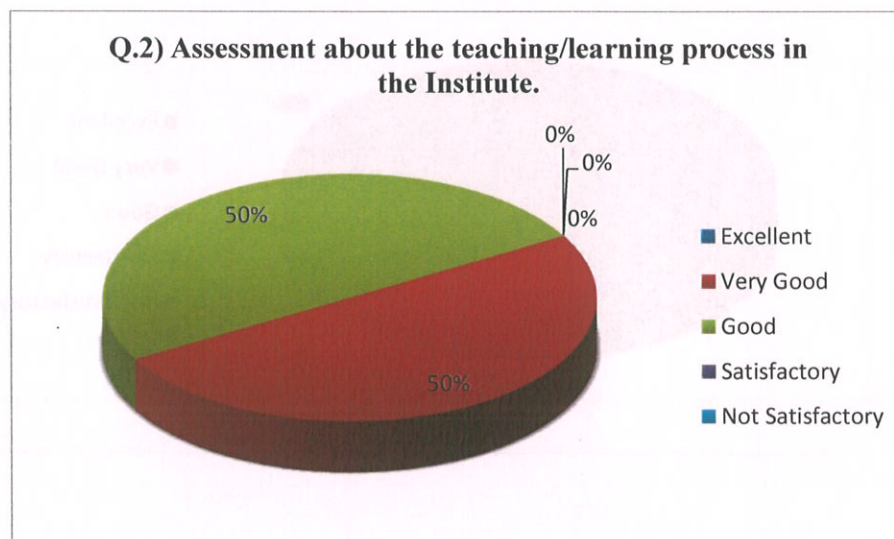
Q.1) Your opinion about the academic standard of the Institute.

	Grade	No. of Parents	Percentage
Q.1)	Excellent	1	50.00%
	Very Good	0	0.00%
	Good	1	50.00%
	Satisfactory	0	0.00%
	Not Satisfactory	0	0.00%



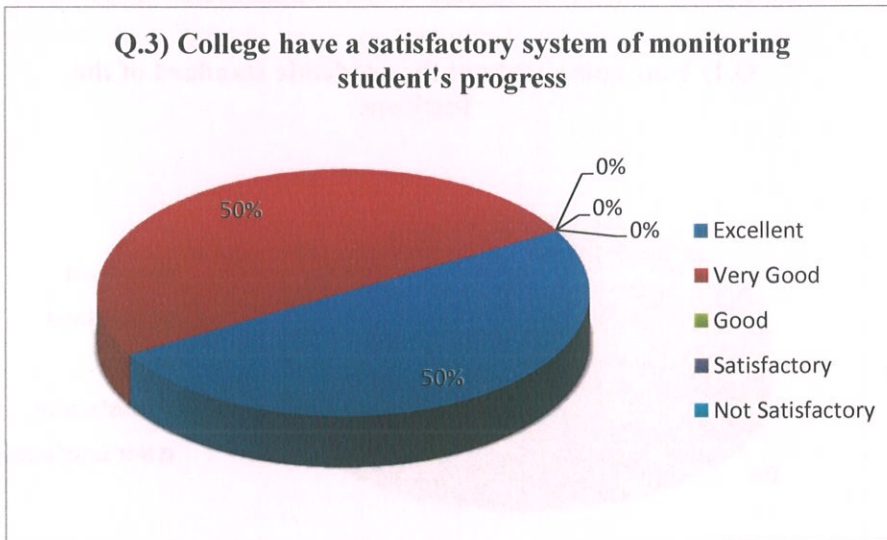
Q.2) Assessment about the teaching/learning process in the Institute.

	Grade	No. of Parents	Percentage
Q.2)	Excellent	0	0.00%
	Very Good	1	50.00%
	Good	1	50.00%
	Satisfactory	0	0.00%
	Not Satisfactory	0	0.00%



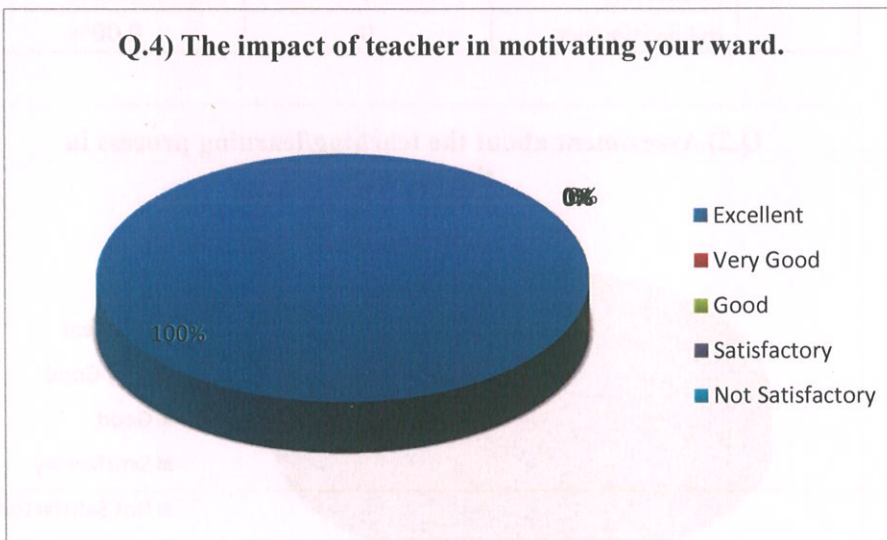
Q.3) College have a satisfactory system of monitoring student's progress.

	Grade	No. of Parents	Percentage
Q.3)	Excellent	1	50.00%
	Very Good	1	50.00%
	Good	0	0.00%
	Satisfactory	0	0.00%
	Not Satisfactory	0	0.00%



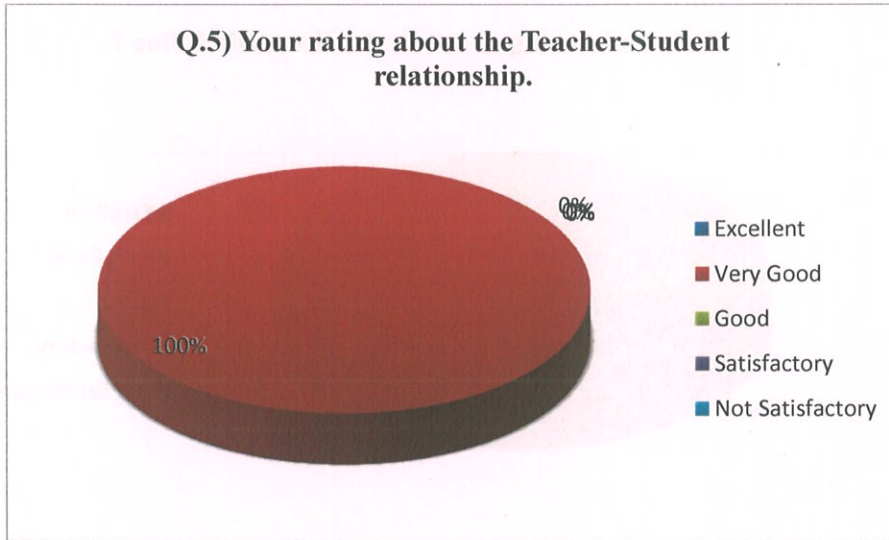
Q.4) The impact of teacher in motivating your ward.

	Grade	No. of Parents	Percentage
Q.4)	Excellent	2	100.00%
	Very Good	0	0.00%
	Good	0	0.00%
	Satisfactory	0	0.00%
	Not Satisfactory	0	0.00%



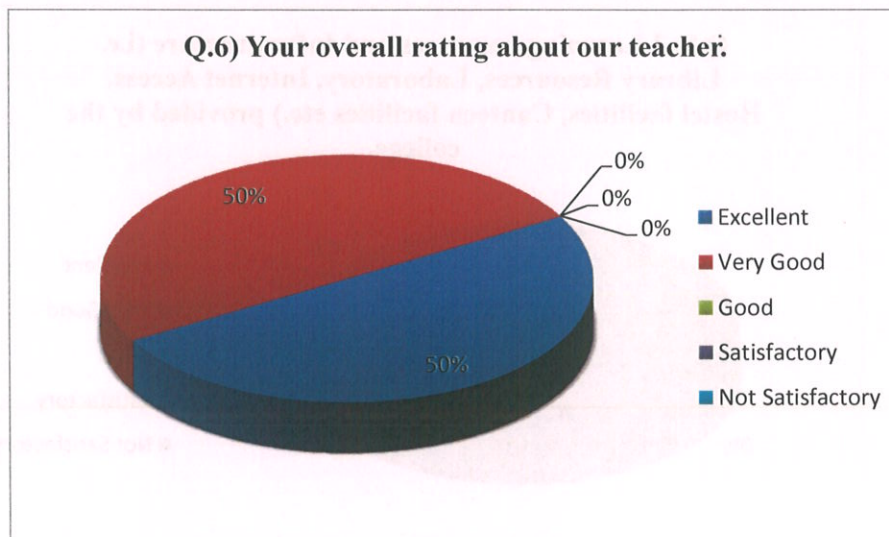
Q.5) Your rating about the Teacher-Student relationship.

	Grade	No. of Parents	Percentage
Q.5)	Excellent	0	0.00%
	Very Good	2	100.00%
	Good	0	0.00%
	Satisfactory	0	0.00%
	Not Satisfactory	0	0.00%



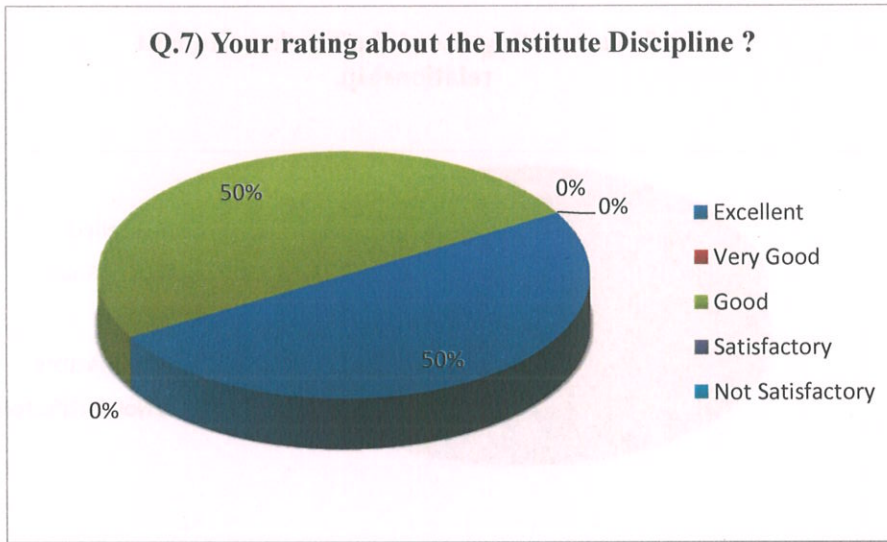
Q.6) Your overall rating about our teacher.

	Grade	No. of Parents	Percentage
Q.6)	Excellent	1	50.00%
	Very Good	1	50.00%
	Good	0	0.00%
	Satisfactory	0	0.00%
	Not Satisfactory	0	0.00%



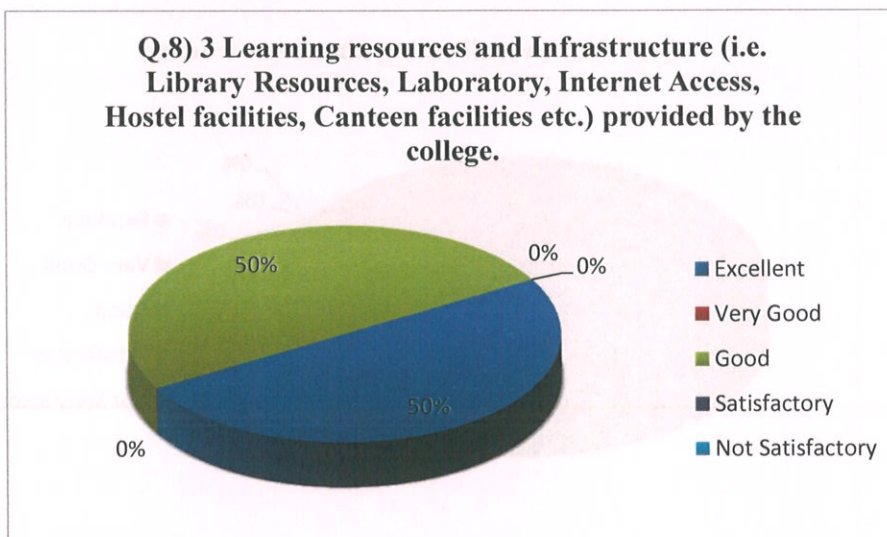
Q.7) Your rating about the Institute Discipline?

	Grade	No. of Parents	Percentage
Q.7)	Excellent	1	50.00%
	Very Good	0	0.00%
	Good	1	50.00%
	Satisfactory	0	0.00%
	Not Satisfactory	0	0.00%



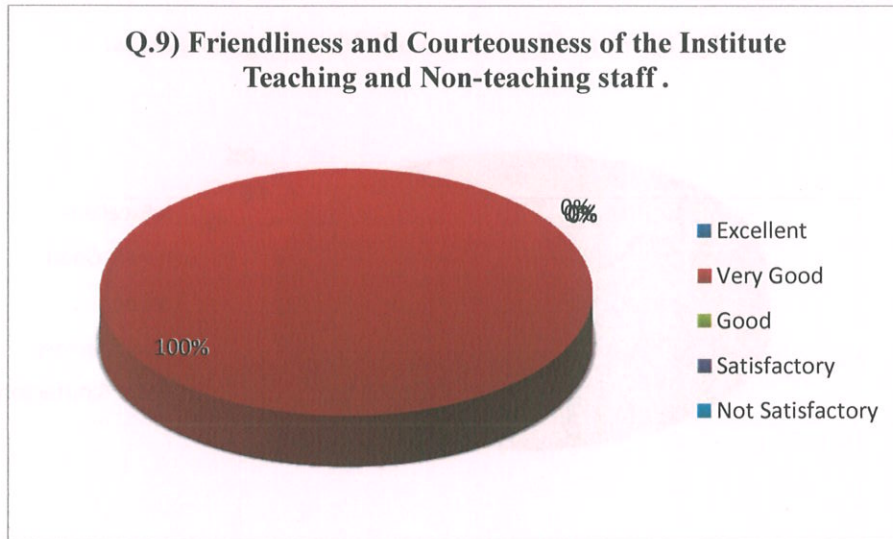
Q.8) 3 Learning resources and Infrastructure (i.e. Library Resources, Laboratory, Internet Access, Hostel facilities, Canteen facilities etc.) provided by the college.

	Grade	No. of Parents	Percentage
Q.8)	Excellent	1	50.00%
	Very Good	0	0.00%
	Good	1	50.00%
	Satisfactory	0	0.00%
	Not Satisfactory	0	0.00%



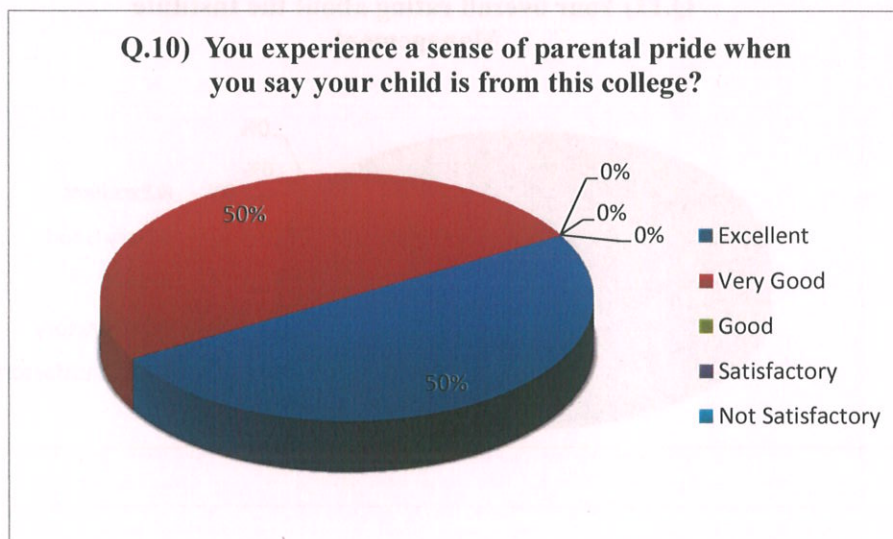
Q.9) Friendliness and Courteousness of the Institute Teaching and Non-teaching staff.

	Grade	No. of Parents	Percentage
Q.9)	Excellent	0	0.00%
	Very Good	2	100.00%
	Good	0	0.00%
	Satisfactory	0	0.00%
	Not Satisfactory	0	0.00%



Q.10) You experience a sense of parental pride when you say your child is from this college?

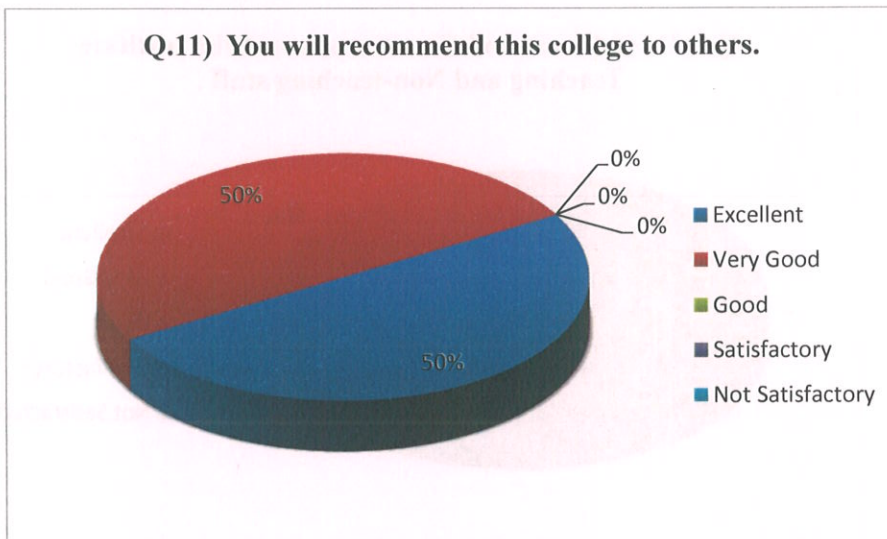
	Grade	No. of Parents	Percentage
Q.10)	Excellent	1	50.00%
	Very Good	1	50.00%
	Good	0	0.00%
	Satisfactory	0	0.00%
	Not Satisfactory	0	0.00%



(Handwritten signature)

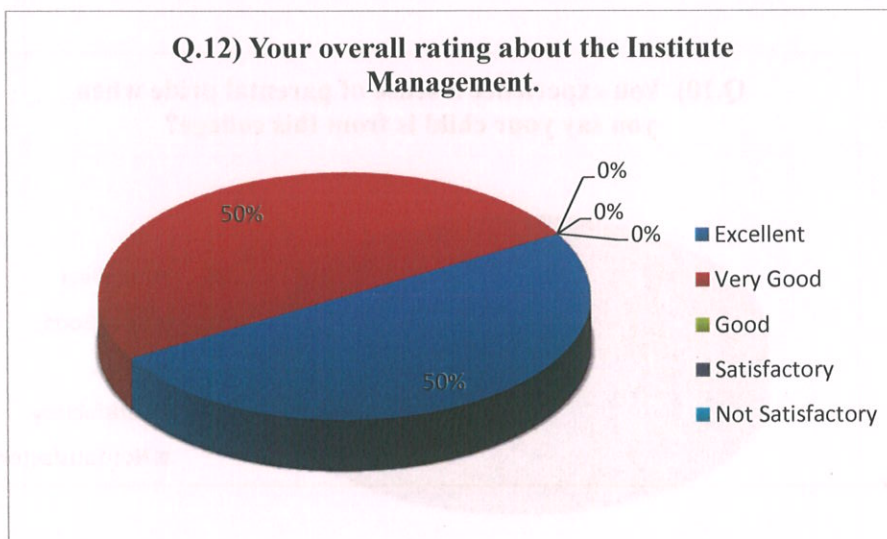
Q.11) You will recommend this college to others.

	Grade	No. of Parents	Percentage
Q.11)	Excellent	1	50.00%
	Very Good	1	50.00%
	Good	0	0.00%
	Satisfactory	0	0.00%
	Not Satisfactory	0	0.00%



Q.12) Your overall rating about the Institute Management.

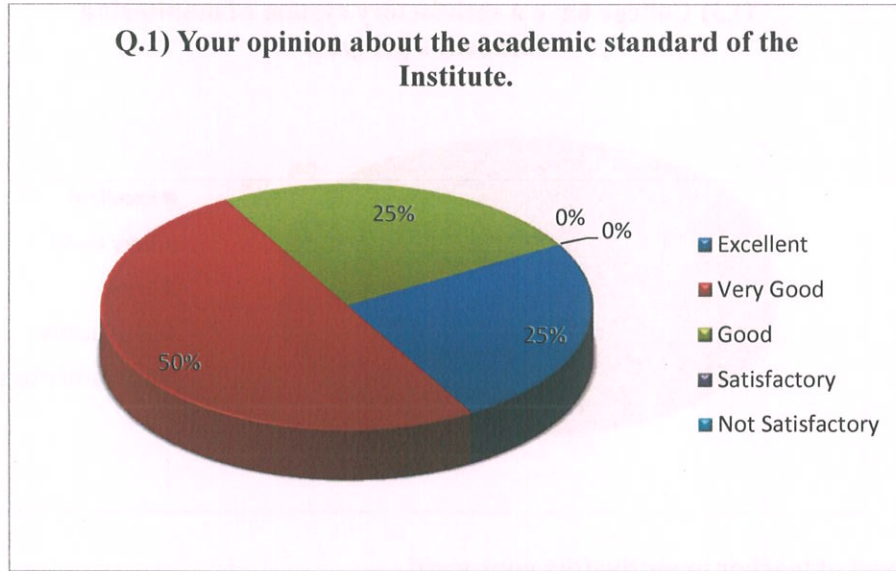
	Grade	No. of Parents	Percentage
Q.12)	Excellent	1	50.00%
	Very Good	1	50.00%
	Good	0	0.00%
	Satisfactory	0	0.00%
	Not Satisfactory	0	0.00%



NAME OF THE DEPARTMENT: SANSKRIT

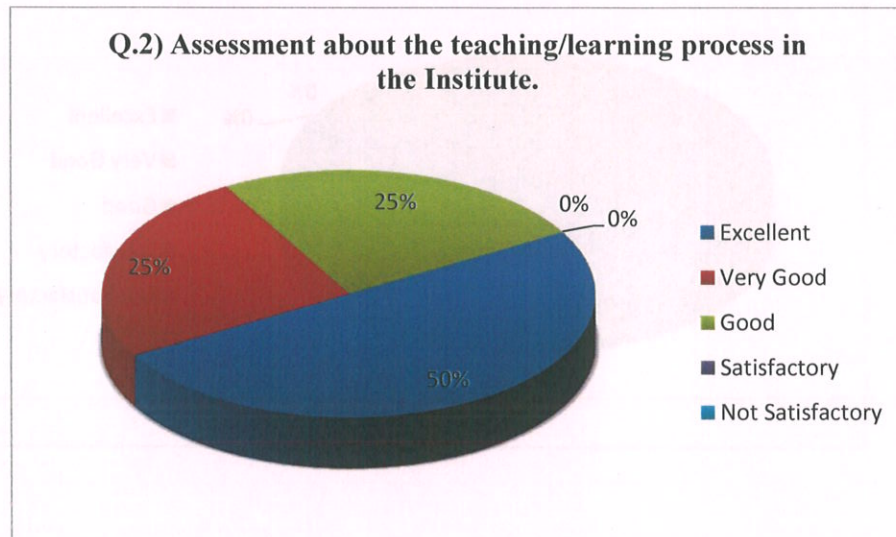
Q.1) Your opinion about the academic standard of the Institute.

	Grade	No. of Parents	Percentage
Q.1)	Excellent	1	25.00%
	Very Good	2	50.00%
	Good	1	25.00%
	Satisfactory	0	0.00%
	Not Satisfactory	0	0.00%



Q.2) Assessment about the teaching/learning process in the Institute.

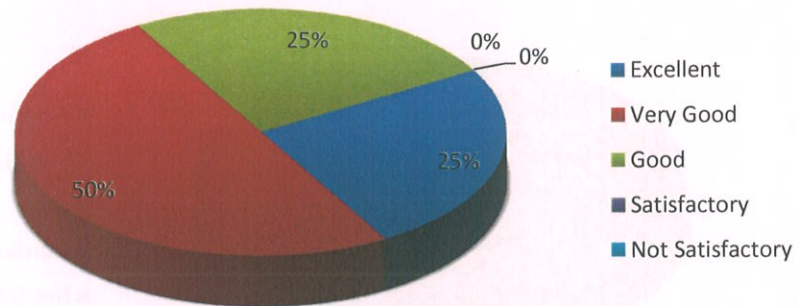
	Grade	No. of Parents	Percentage
Q.2)	Excellent	2	50.00%
	Very Good	1	25.00%
	Good	1	25.00%
	Satisfactory	0	0.00%
	Not Satisfactory	0	0.00%



Q.3) College have a satisfactory system of monitoring student's progress.

	Grade	No. of Parents	Percentage
Q.3)	Excellent	1	25.00%
	Very Good	2	50.00%
	Good	1	25.00%
	Satisfactory	0	0.00%
	Not Satisfactory	0	0.00%

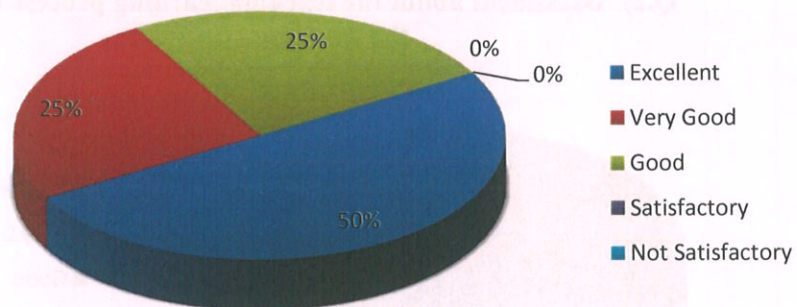
Q.3) College have a satisfactory system of monitoring student's progress



Q.4) The impact of teacher in motivating your ward.

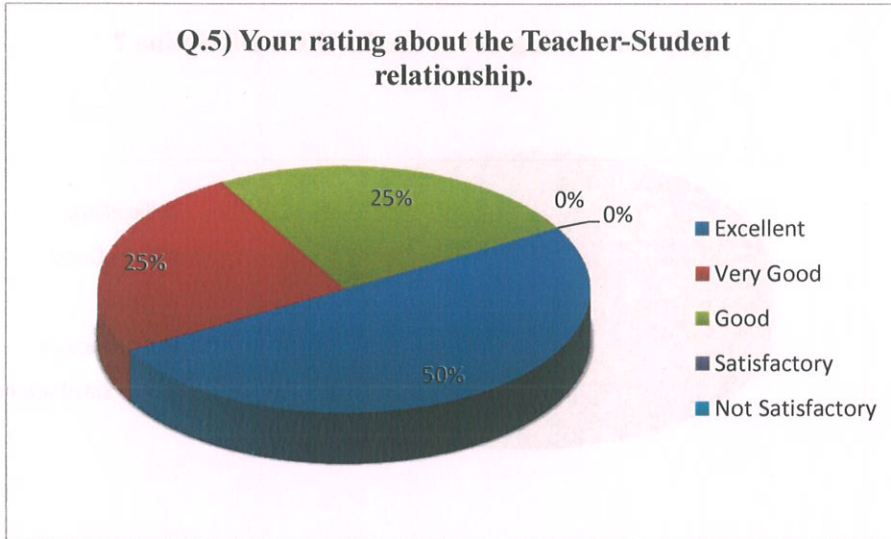
	Grade	No. of Parents	Percentage
Q.4)	Excellent	2	50.00%
	Very Good	1	25.00%
	Good	1	25.00%
	Satisfactory	0	0.00%
	Not Satisfactory	0	0.00%

Q.4) The impact of teacher in motivating your ward.



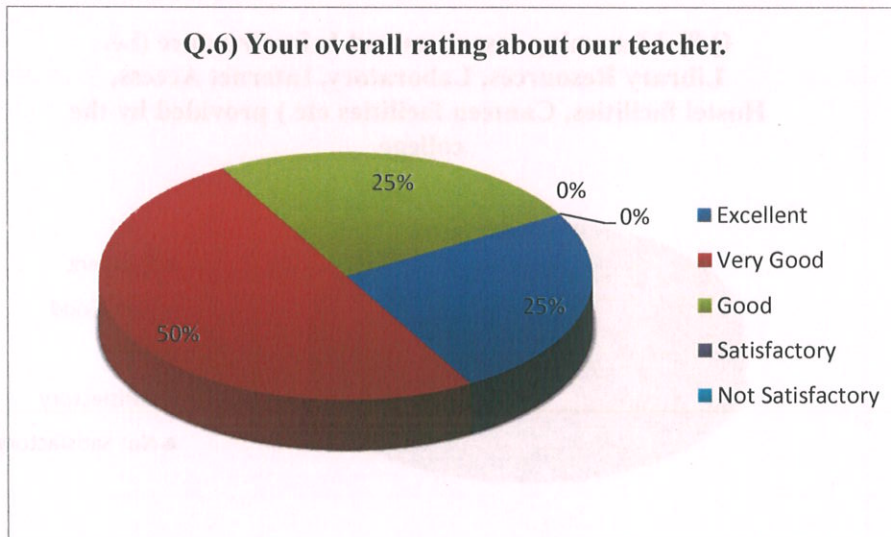
Q.5) Your rating about the Teacher-Student relationship.

	Grade	No. of Parents	Percentage
Q.5)	Excellent	2	50.00%
	Very Good	1	25.00%
	Good	1	25.00%
	Satisfactory	0	0.00%
	Not Satisfactory	0	0.00%



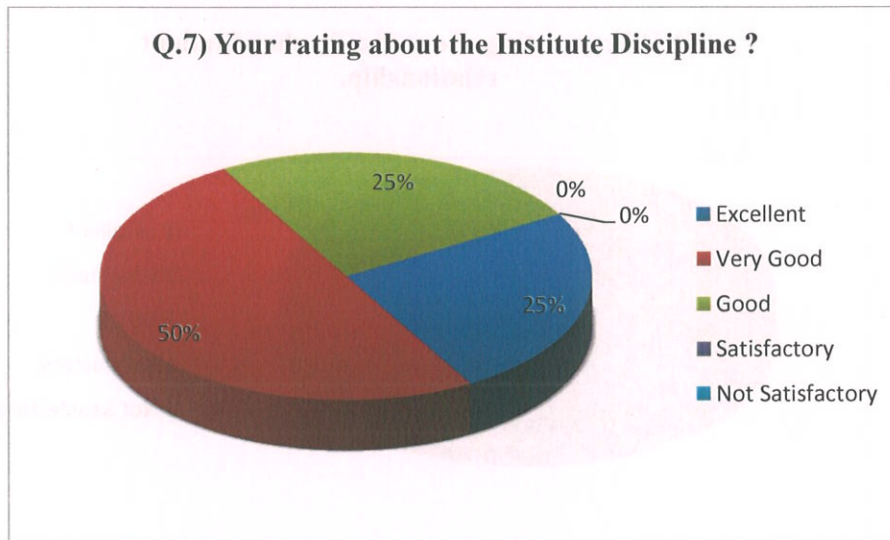
Q.6) Your overall rating about our teacher.

	Grade	No. of Parents	Percentage
Q.6)	Excellent	1	25.00%
	Very Good	2	50.00%
	Good	1	25.00%
	Satisfactory	0	0.00%
	Not Satisfactory	0	0.00%



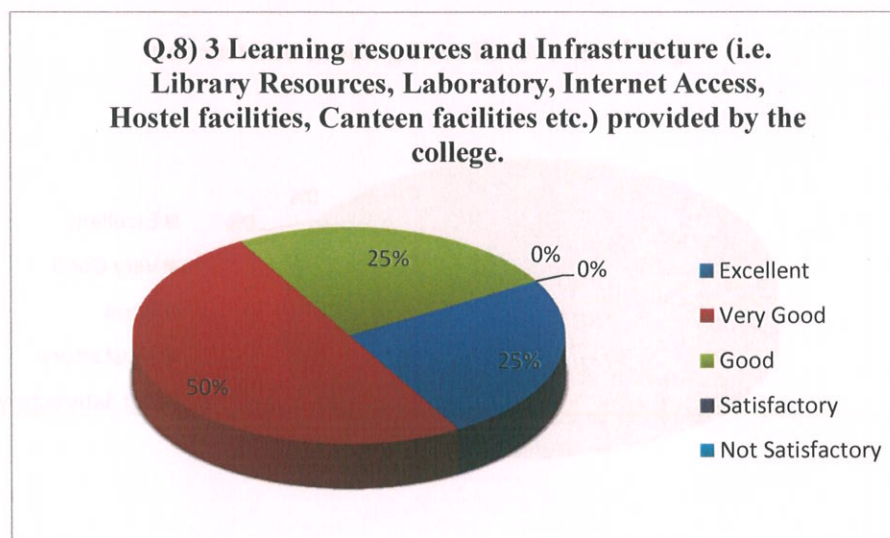
Q.7) Your rating about the Institute Discipline?

	Grade	No. of Parents	Percentage
Q.7)	Excellent	1	25.00%
	Very Good	2	50.00%
	Good	1	25.00%
	Satisfactory	0	0.00%
	Not Satisfactory	0	0.00%



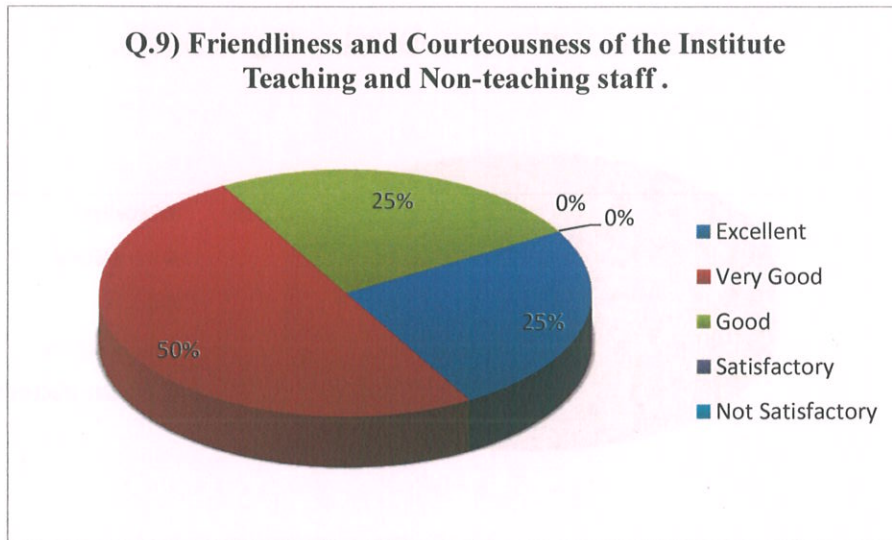
Q.8) 3 Learning resources and Infrastructure (i.e. Library Resources, Laboratory, Internet Access, Hostel facilities, Canteen facilities etc.) provided by the college.

	Grade	No. of Parents	Percentage
Q.8)	Excellent	1	25.00%
	Very Good	2	50.00%
	Good	1	25.00%
	Satisfactory	0	0.00%
	Not Satisfactory	0	0.00%



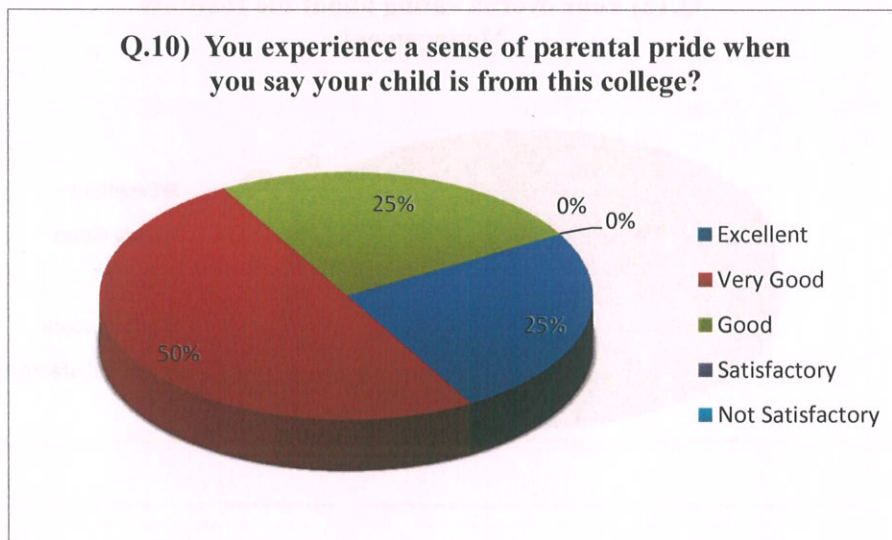
Q.9) Friendliness and Courteousness of the Institute Teaching and Non-teaching staff.

	Grade	No. of Parents	Percentage
Q.9)	Excellent	1	25.00%
	Very Good	2	50.00%
	Good	1	25.00%
	Satisfactory	0	0.00%
	Not Satisfactory	0	0.00%



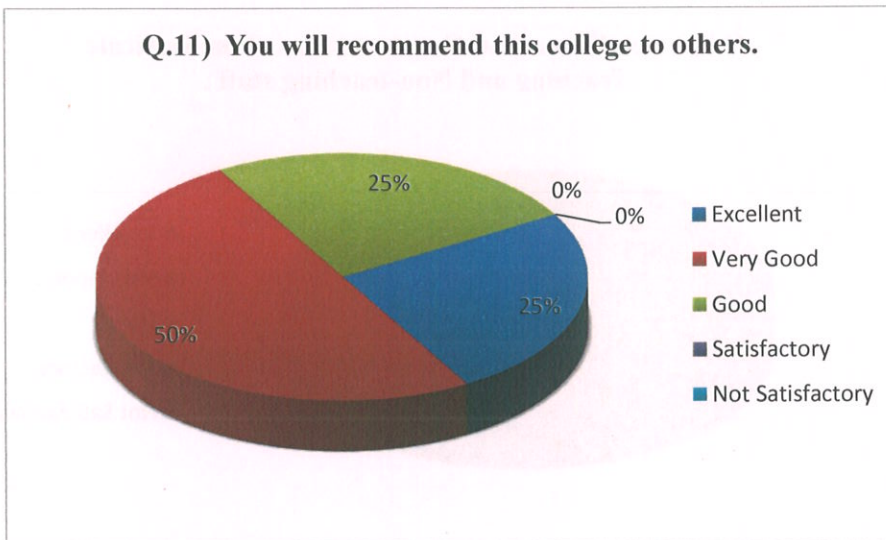
Q.10) You experience a sense of parental pride when you say your child is from this college?

	Grade	No. of Parents	Percentage
Q.10)	Excellent	1	25.00%
	Very Good	2	50.00%
	Good	1	25.00%
	Satisfactory	0	0.00%
	Not Satisfactory	0	0.00%



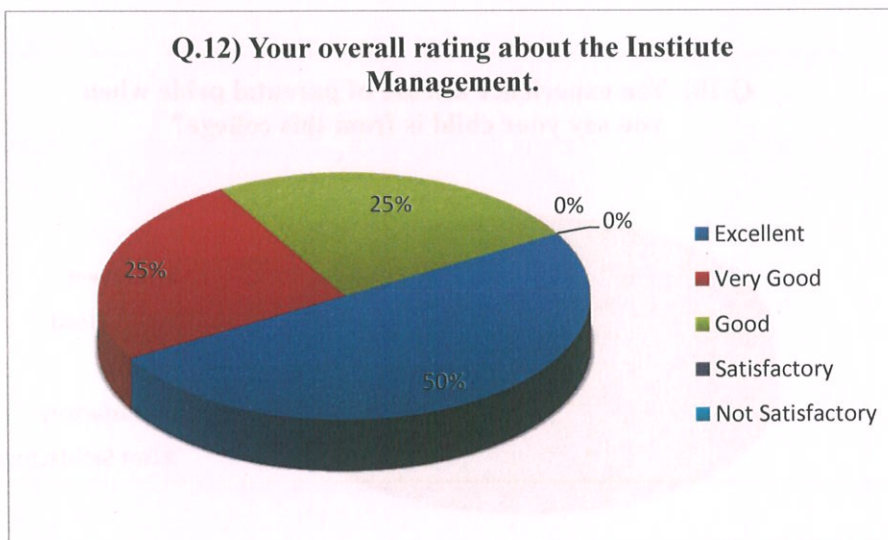
Q.11) You will recommend this college to others.

	Grade	No. of Parents	Percentage
Q.11)	Excellent	1	25.00%
	Very Good	2	50.00%
	Good	1	25.00%
	Satisfactory	0	0.00%
	Not Satisfactory	0	0.00%



Q.12) Your overall rating about the Institute Management.

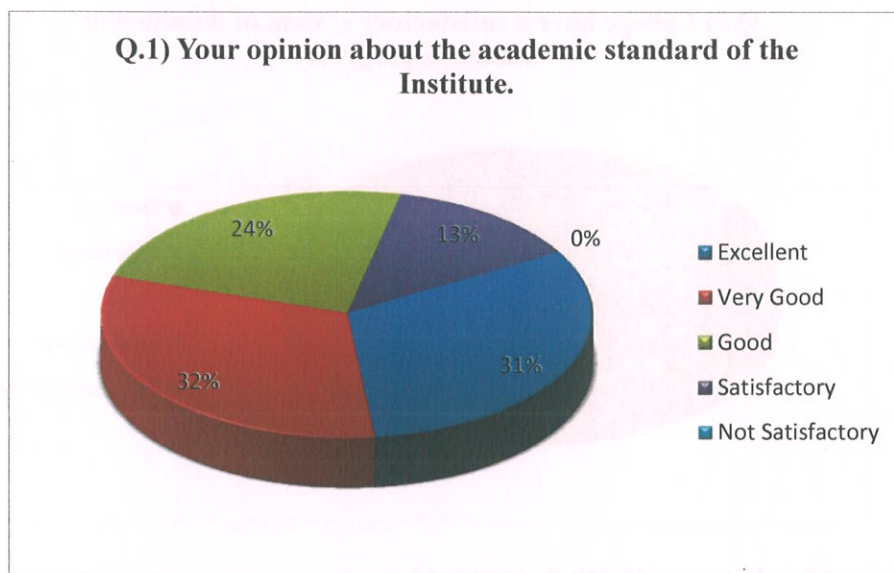
	Grade	No. of Parents	Percentage
Q.12)	Excellent	2	50.00%
	Very Good	1	25.00%
	Good	1	25.00%
	Satisfactory	0	0.00%
	Not Satisfactory	0	0.00%



NAME OF THE DEPARTMENT: SOCIOLOGY

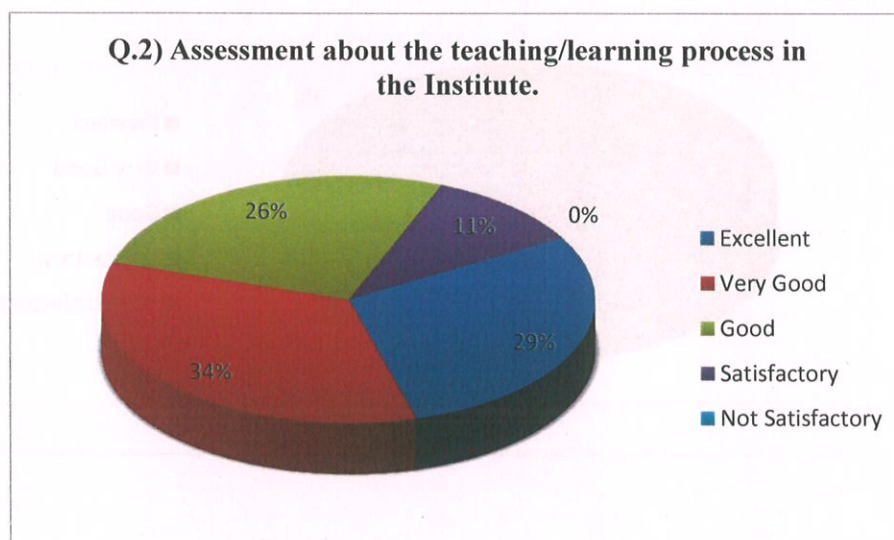
Q.1) Your opinion about the academic standard of the Institute.

	Grade	No. of Parents	Percentage
Q.1)	Excellent	12	31.58%
	Very Good	12	31.58%
	Good	9	23.68%
	Satisfactory	5	13.16%
	Not Satisfactory	0	0.00%



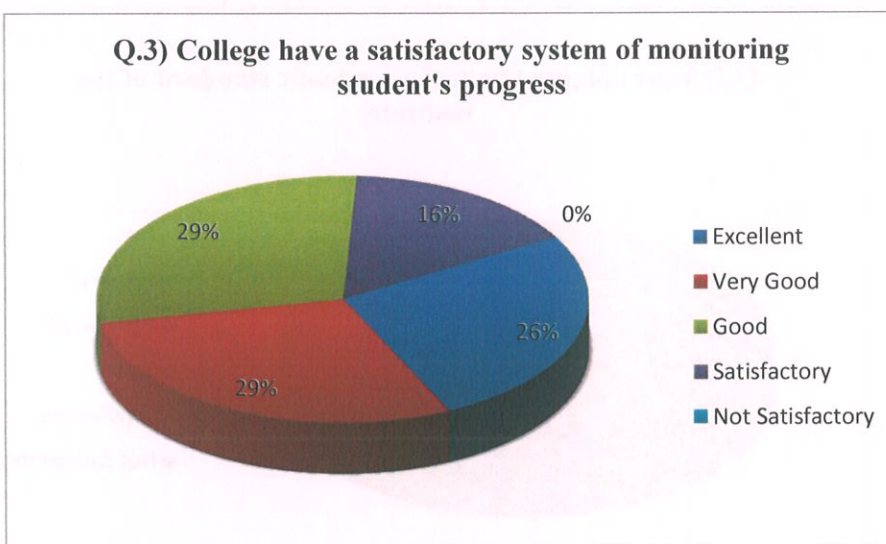
Q.2) Assessment about the teaching/learning process in the Institute.

	Grade	No. of Parents	Percentage
Q.2)	Excellent	11	28.95%
	Very Good	13	34.21%
	Good	10	26.32%
	Satisfactory	4	10.53%
	Not Satisfactory	0	0.00%



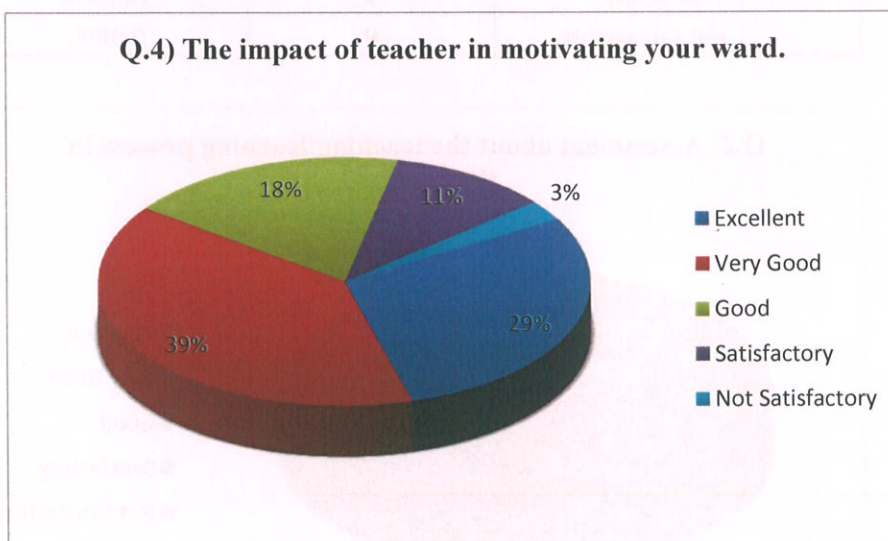
Q.3) College have a satisfactory system of monitoring student's progress.

	Grade	No. of Parents	Percentage
Q.3)	Excellent	10	26.32%
	Very Good	11	28.95%
	Good	11	28.95%
	Satisfactory	6	15.79%
	Not Satisfactory	0	0.00%



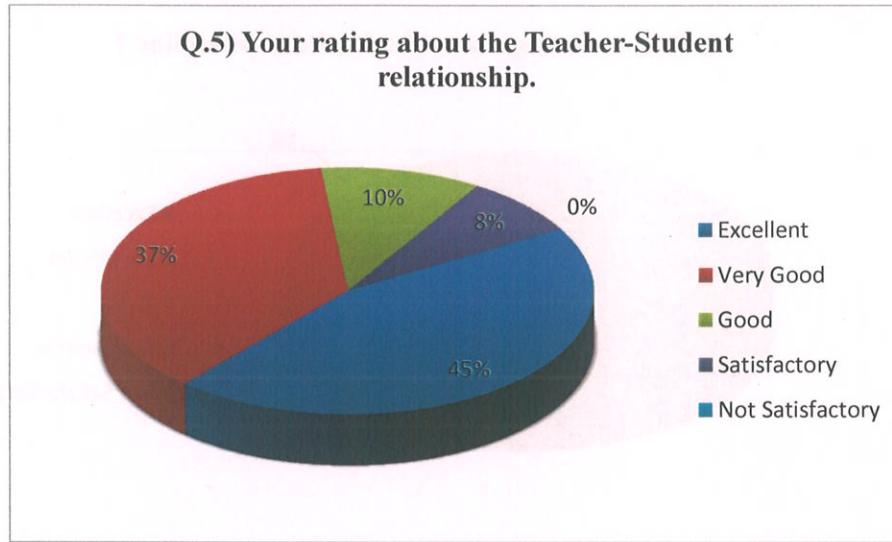
Q.4) The impact of teacher in motivating your ward.

	Grade	No. of Parents	Percentage
Q.4)	Excellent	11	28.95%
	Very Good	15	39.47%
	Good	7	18.42%
	Satisfactory	4	10.53%
	Not Satisfactory	1	2.63%



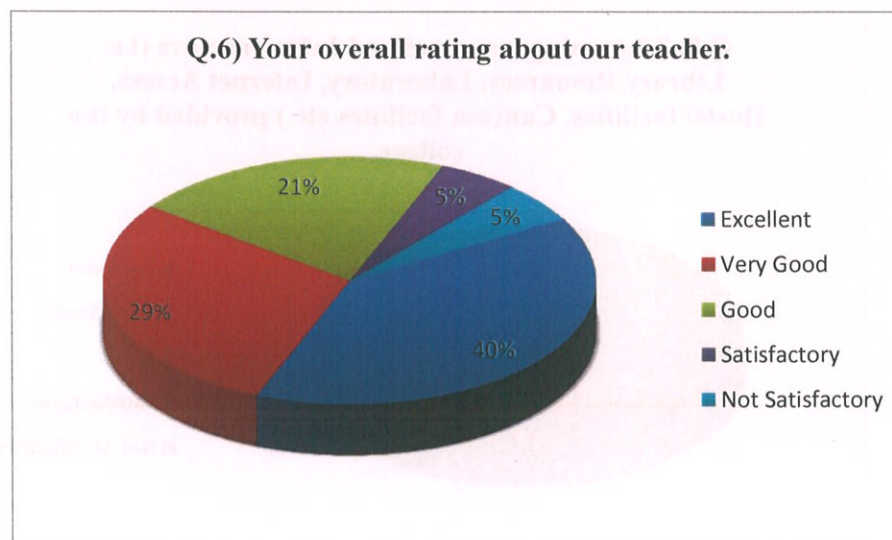
Q.5) Your rating about the Teacher-Student relationship.

	Grade	No. of Parents	Percentage
Q.5)	Excellent	17	44.74%
	Very Good	14	36.84%
	Good	4	10.53%
	Satisfactory	3	7.89%
	Not Satisfactory	0	0.00%



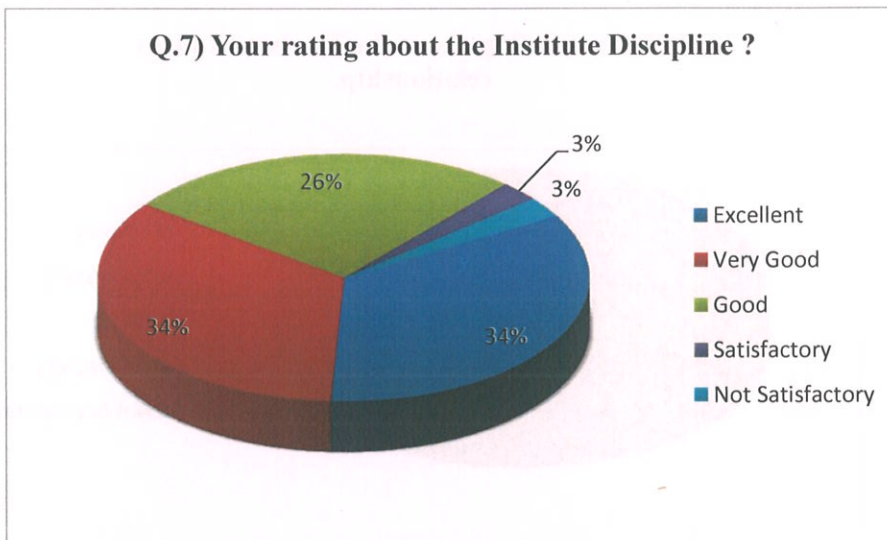
Q.6) Your overall rating about our teacher.

	Grade	No. of Parents	Percentage
Q.6)	Excellent	15	39.47%
	Very Good	11	28.95%
	Good	8	21.05%
	Satisfactory	2	5.26%
	Not Satisfactory	2	5.26%



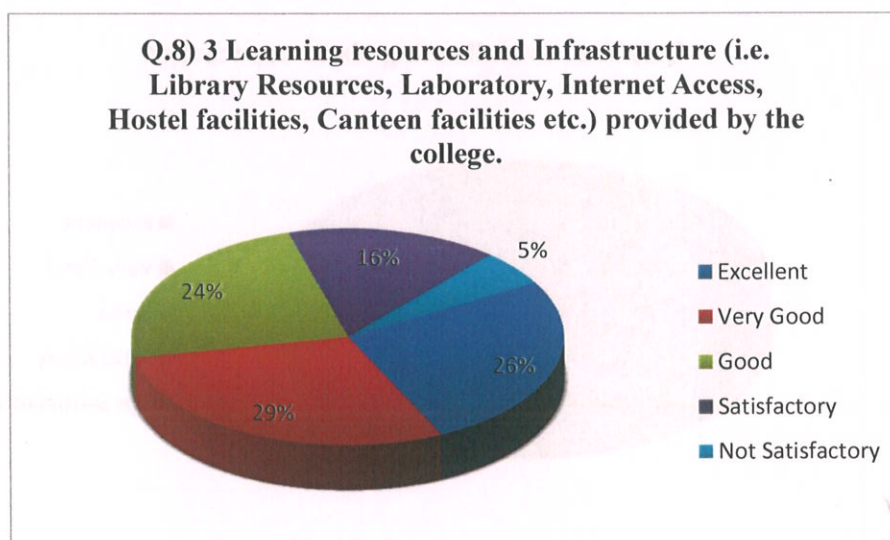
Q.7) Your rating about the Institute Discipline?

	Grade	No. of Parents	Percentage
Q.7)	Excellent	13	34.21%
	Very Good	13	34.21%
	Good	10	26.32%
	Satisfactory	1	2.63%
	Not Satisfactory	1	2.63%



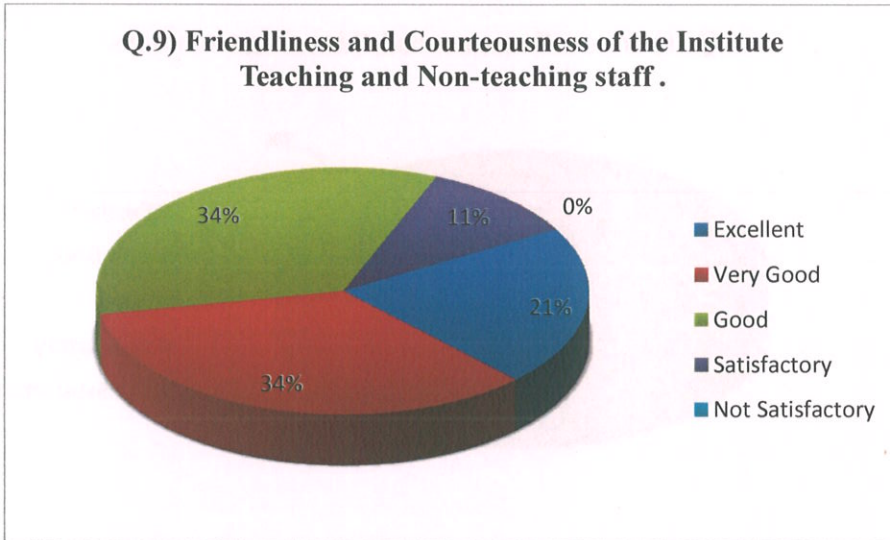
Q.8) 3 Learning resources and Infrastructure (i.e. Library Resources, Laboratory, Internet Access, Hostel facilities, Canteen facilities etc.) provided by the college.

	Grade	No. of Parents	Percentage
Q.8)	Excellent	10	26.32%
	Very Good	11	28.95%
	Good	9	23.68%
	Satisfactory	6	15.79%
	Not Satisfactory	2	5.26%



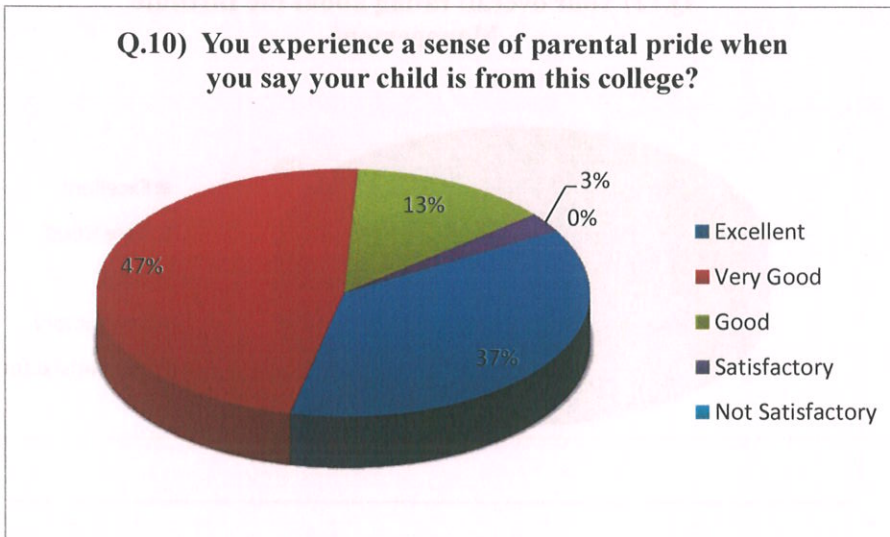
Q.9) Friendliness and Courteousness of the Institute Teaching and Non-teaching staff.

	Grade	No. of Parents	Percentage
Q.9)	Excellent	8	21.05%
	Very Good	13	34.21%
	Good	13	34.21%
	Satisfactory	4	10.53%
	Not Satisfactory	0	0.00%



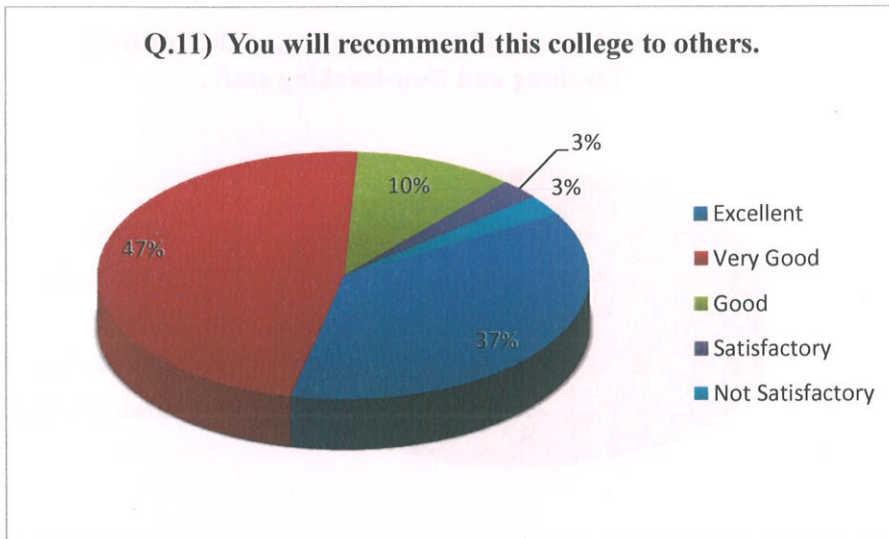
Q.10) You experience a sense of parental pride when you say your child is from this college?

	Grade	No. of Parents	Percentage
Q.10)	Excellent	14	36.84%
	Very Good	18	47.37%
	Good	5	13.16%
	Satisfactory	1	2.63%
	Not Satisfactory	0	0.00%



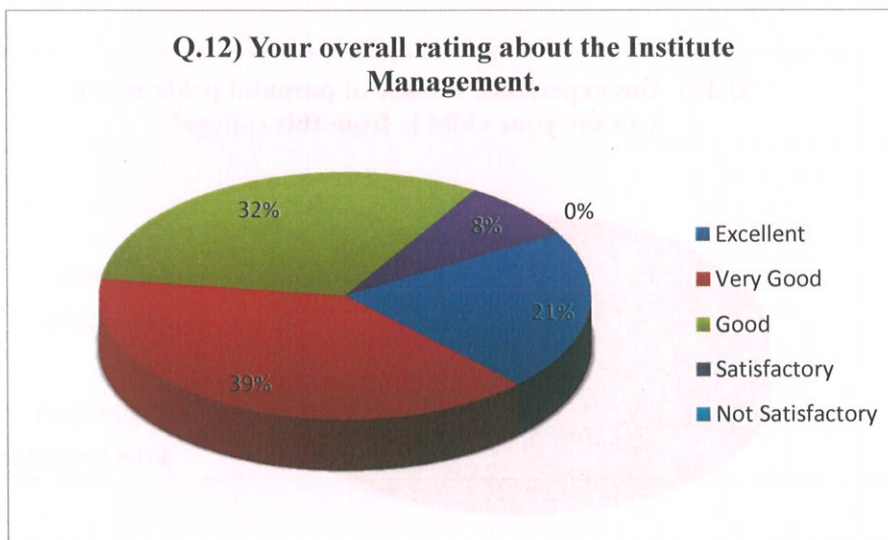
Q.11) You will recommend this college to others.

	Grade	No. of Parents	Percentage
Q.11)	Excellent	14	36.84%
	Very Good	18	47.37%
	Good	4	10.53%
	Satisfactory	1	2.63%
	Not Satisfactory	1	2.63%



Q.12) Your overall rating about the Institute Management.

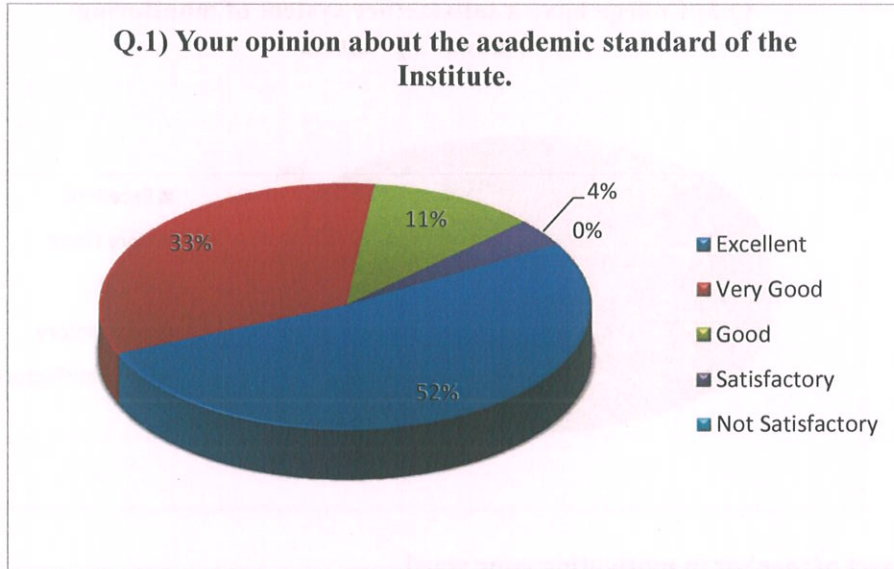
	Grade	No. of Parents	Percentage
Q.12)	Excellent	8	21.05%
	Very Good	15	39.47%
	Good	12	31.58%
	Satisfactory	3	7.89%
	Not Satisfactory	0	0.00%



NAME OF THE DEPARTMENT: STATISTICS

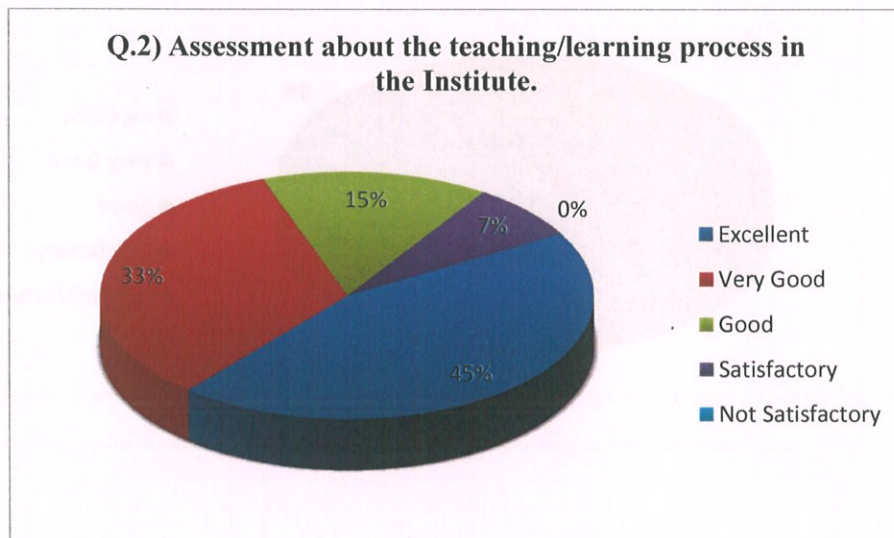
Q.1) Your opinion about the academic standard of the Institute.

	Grade	No. of Parents	Percentage
Q.1)	Excellent	14	51.85%
	Very Good	9	33.33%
	Good	3	11.11%
	Satisfactory	1	3.70%
	Not Satisfactory	0	0.00%



Q.2) Assessment about the teaching/learning process in the Institute.

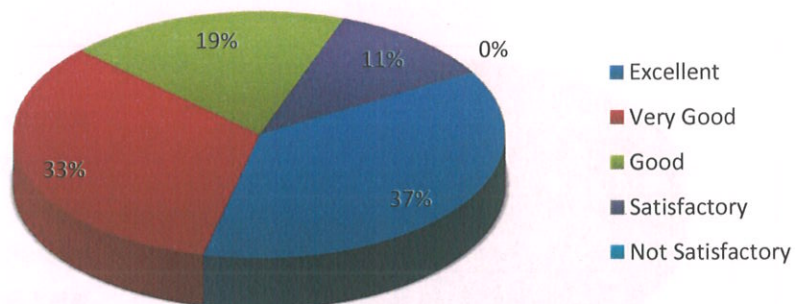
	Grade	No. of Parents	Percentage
Q.2)	Excellent	12	44.44%
	Very Good	9	33.33%
	Good	4	14.81%
	Satisfactory	2	7.41%
	Not Satisfactory	0	0.00%



Q.3) College have a satisfactory system of monitoring student's progress.

	Grade	No. of Parents	Percentage
Q.3)	Excellent	10	37.04%
	Very Good	9	33.33%
	Good	5	18.52%
	Satisfactory	3	11.11%
	Not Satisfactory	0	0.00%

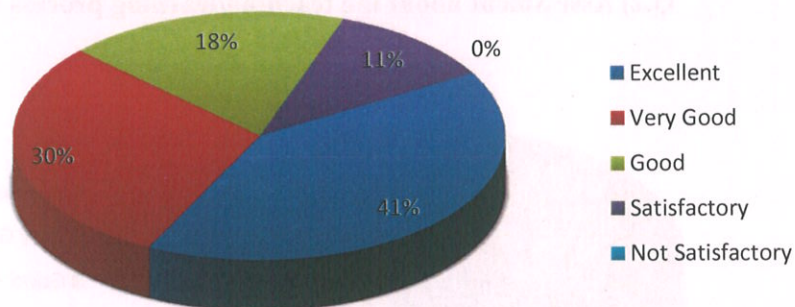
Q.3) College have a satisfactory system of monitoring student's progress



Q.4) The impact of teacher in motivating your ward.

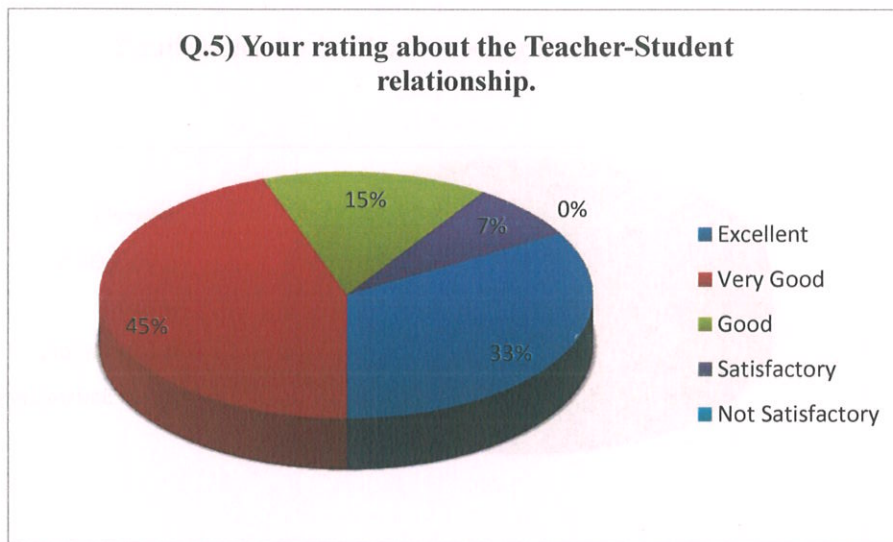
	Grade	No. of Parents	Percentage
Q.4)	Excellent	11	40.74%
	Very Good	8	29.63%
	Good	5	18.52%
	Satisfactory	3	11.11%
	Not Satisfactory	0	0.00%

Q.4) The impact of teacher in motivating your ward.



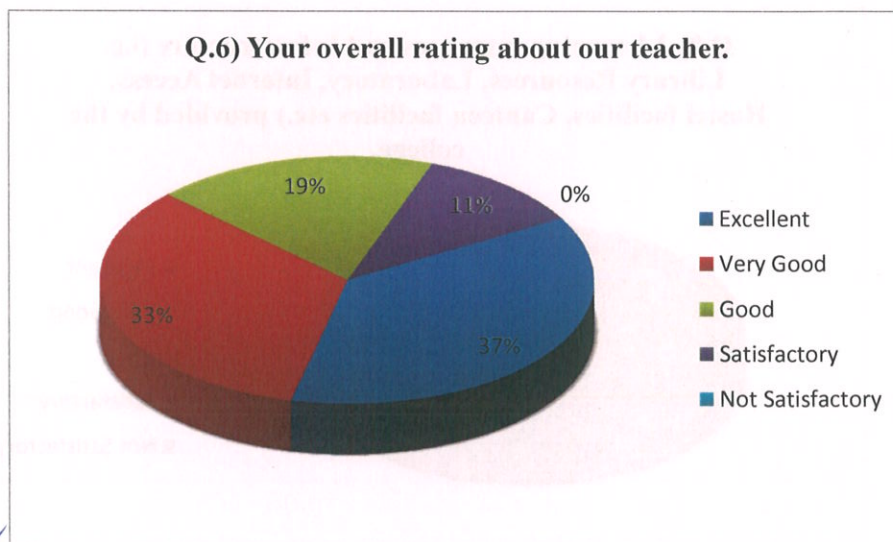
Q.5) Your rating about the Teacher-Student relationship.

	Grade	No. of Parents	Percentage
Q.5)	Excellent	9	33.33%
	Very Good	12	44.44%
	Good	4	14.81%
	Satisfactory	2	7.41%
	Not Satisfactory	0	0.00%



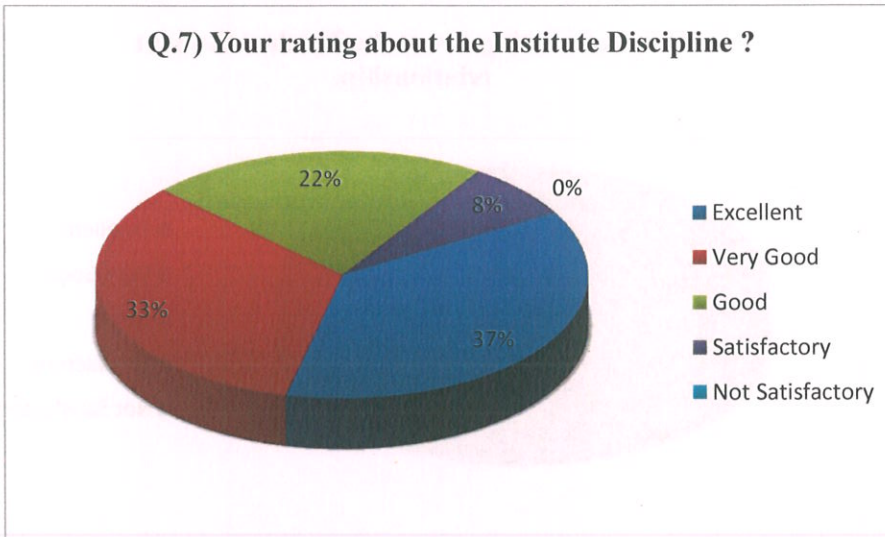
Q.6) Your overall rating about our teacher.

	Grade	No. of Parents	Percentage
Q.6)	Excellent	10	37.04%
	Very Good	9	33.33%
	Good	5	18.52%
	Satisfactory	3	11.11%
	Not Satisfactory	0	0.00%



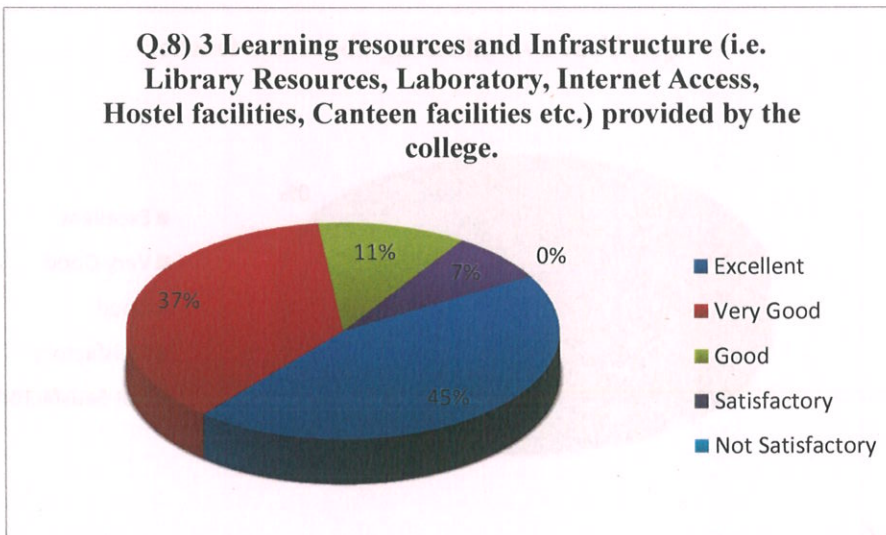
Q.7) Your rating about the Institute Discipline?

	Grade	No. of Parents	Percentage
Q.7)	Excellent	10	37.04%
	Very Good	9	33.33%
	Good	6	22.22%
	Satisfactory	2	7.41%
	Not Satisfactory	0	0.00%



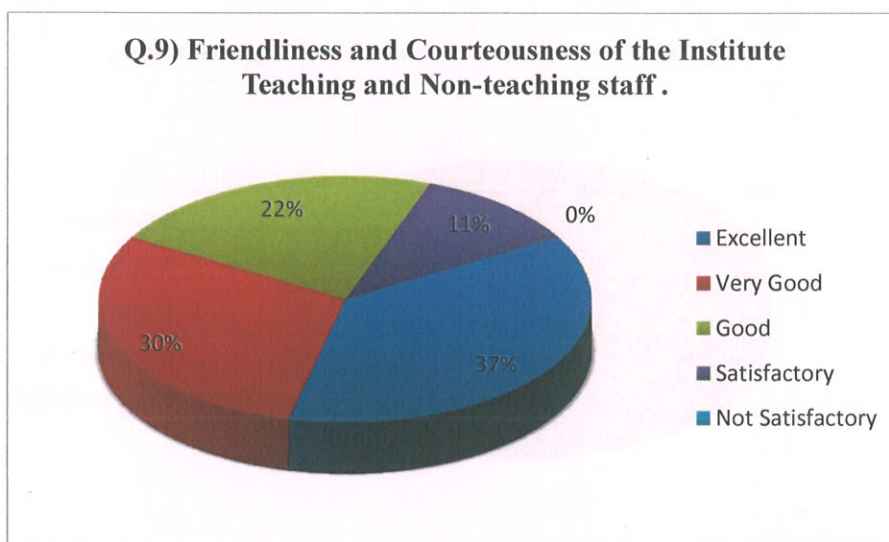
Q.8) 3 Learning resources and Infrastructure (i.e. Library Resources, Laboratory, Internet Access, Hostel facilities, Canteen facilities etc.) provided by the college.

	Grade	No. of Parents	Percentage
Q.8)	Excellent	12	44.44%
	Very Good	10	37.04%
	Good	3	11.11%
	Satisfactory	2	7.41%
	Not Satisfactory	0	0.00%



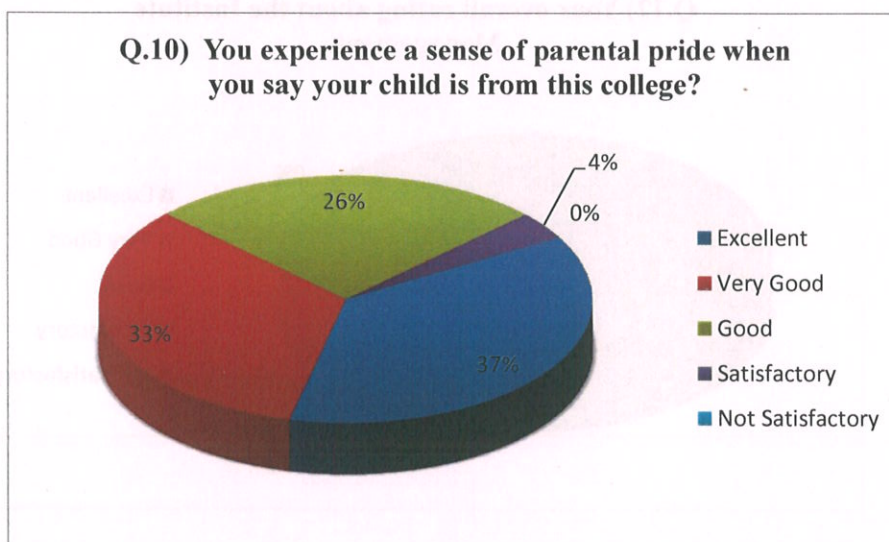
Q.9) Friendliness and Courteousness of the Institute Teaching and Non-teaching staff.

	Grade	No. of Parents	Percentage
Q.9)	Excellent	10	37.04%
	Very Good	8	29.63%
	Good	6	22.22%
	Satisfactory	3	11.11%
	Not Satisfactory	0	0.00%



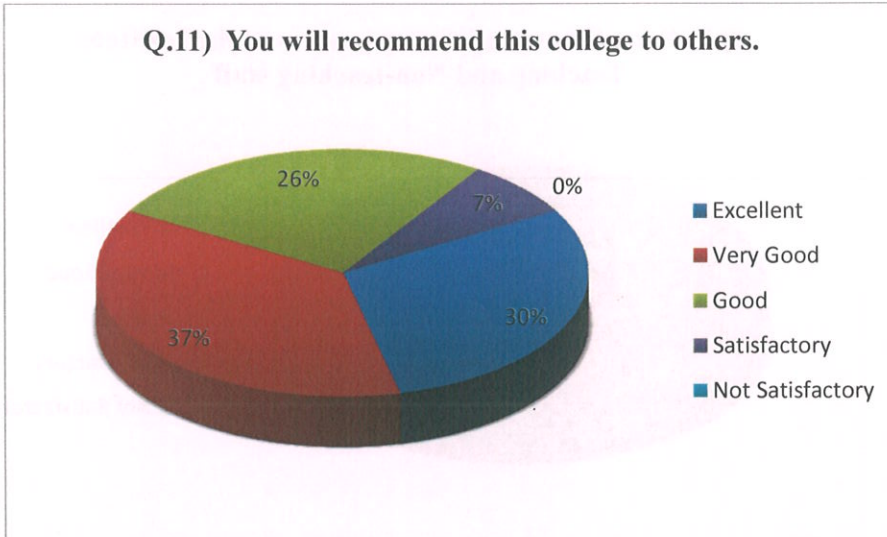
Q.10) You experience a sense of parental pride when you say your child is from this college?

	Grade	No. of Parents	Percentage
Q.10)	Excellent	10	37.04%
	Very Good	9	33.33%
	Good	7	25.93%
	Satisfactory	1	3.70%
	Not Satisfactory	0	0.00%



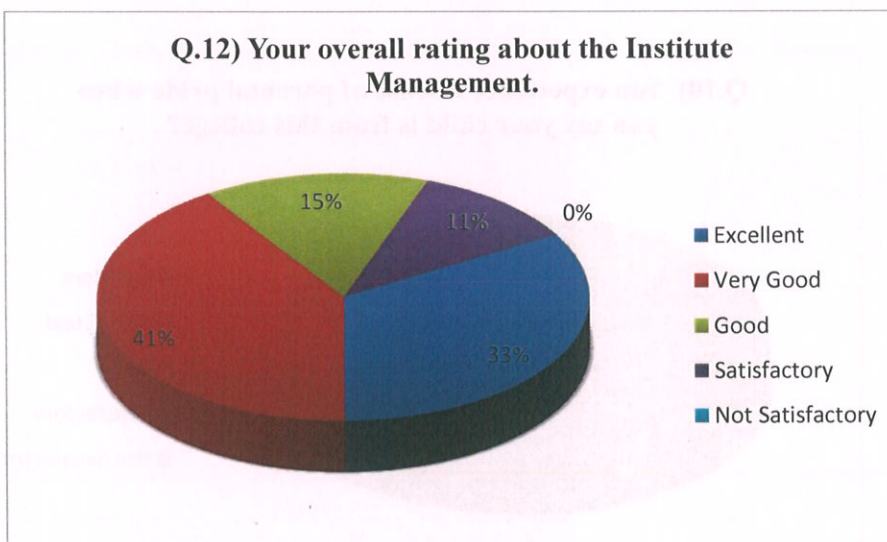
Q.11) You will recommend this college to others.

	Grade	No. of Parents	Percentage
Q.11)	Excellent	8	29.63%
	Very Good	10	37.04%
	Good	7	25.93%
	Satisfactory	2	7.41%
	Not Satisfactory	0	0.00%



Q.12) Your overall rating about the Institute Management.

	Grade	No. of Parents	Percentage
Q.12)	Excellent	9	33.33%
	Very Good	11	40.74%
	Good	4	14.81%
	Satisfactory	3	11.11%
	Not Satisfactory	0	0.00%

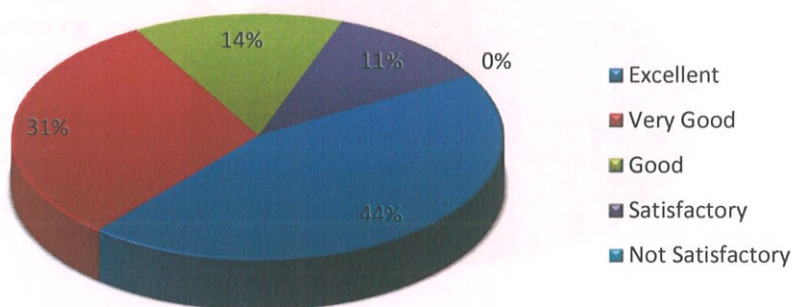


NAME OF THE DEPARTMENT: ZOOLOGY

Q.1) Your opinion about the academic standard of the Institute.

	Grade	No. of Parents	Percentage
Q.1)	Excellent	16	44.44%
	Very Good	11	30.56%
	Good	5	13.89%
	Satisfactory	4	11.11%
	Not Satisfactory	0	0.00%

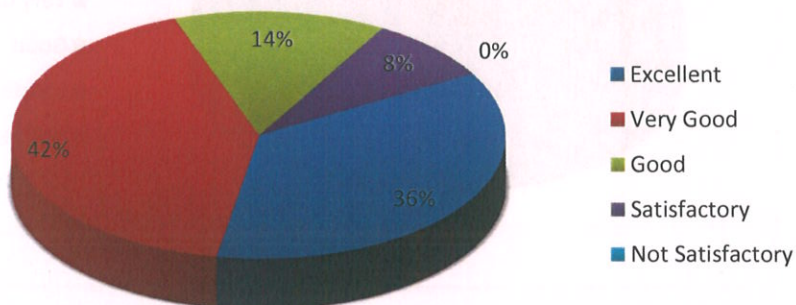
Q.1) Your opinion about the academic standard of the Institute.



Q.2) Assessment about the teaching/learning process in the Institute.

	Grade	No. of Parents	Percentage
Q.2)	Excellent	13	36.11%
	Very Good	15	41.67%
	Good	5	13.89%
	Satisfactory	3	8.33%
	Not Satisfactory	0	0.00%

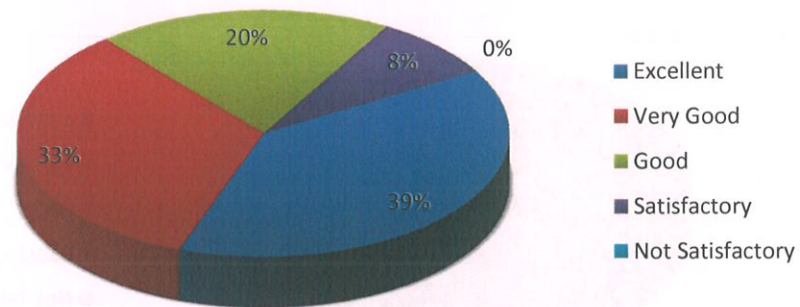
Q.2) Assessment about the teaching/learning process in the Institute.



Q.3) College have a satisfactory system of monitoring student's progress.

	Grade	No. of Parents	Percentage
Q.3)	Excellent	14	38.89%
	Very Good	12	33.33%
	Good	7	19.44%
	Satisfactory	3	8.33%
	Not Satisfactory	0	0.00%

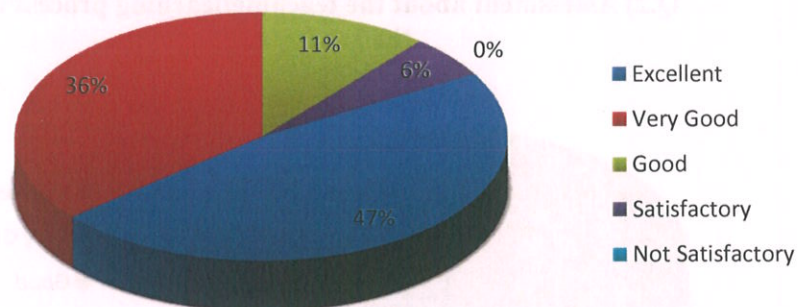
Q.3) College have a satisfactory system of monitoring student's progress



Q.4) The impact of teacher in motivating your ward.

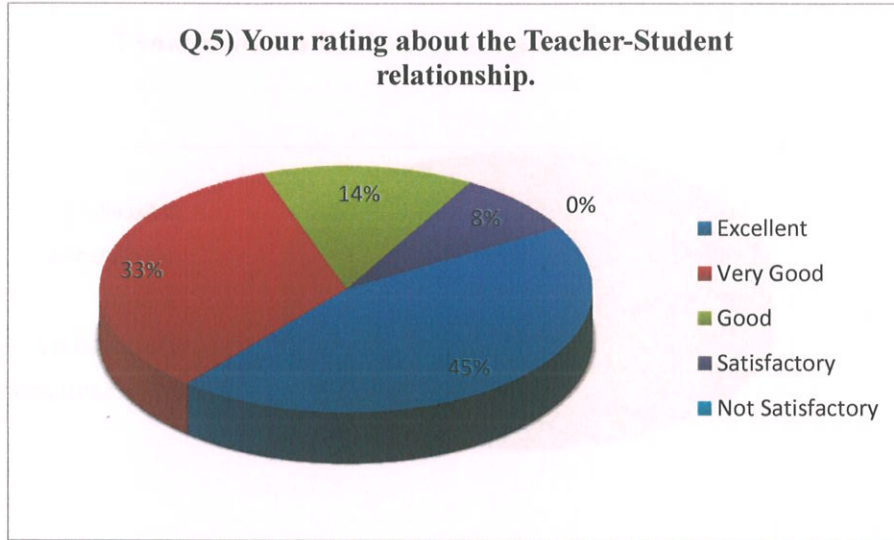
	Grade	No. of Parents	Percentage
Q.4)	Excellent	17	47.22%
	Very Good	13	36.11%
	Good	4	11.11%
	Satisfactory	2	5.56%
	Not Satisfactory	0	0.00%

Q.4) The impact of teacher in motivating your ward.



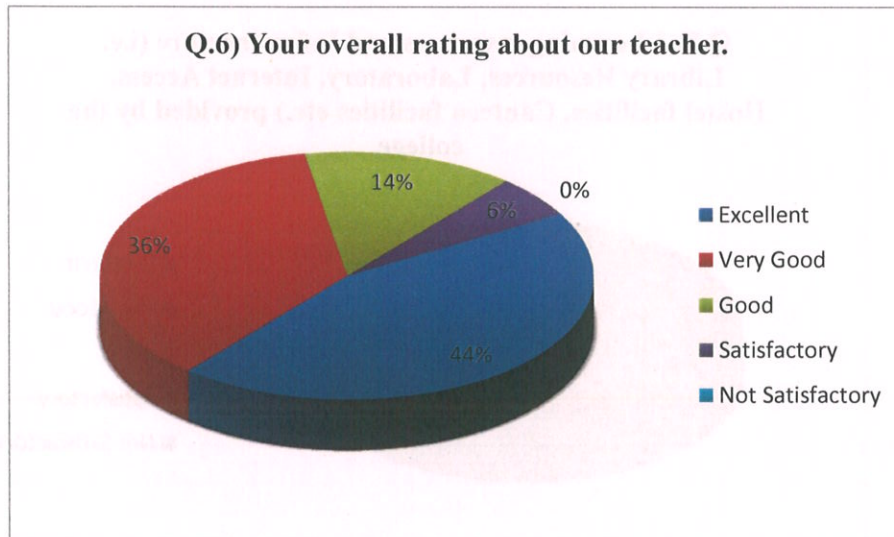
Q.5) Your rating about the Teacher-Student relationship.

	Grade	No. of Parents	Percentage
Q.5)	Excellent	16	44.44%
	Very Good	12	33.33%
	Good	5	13.89%
	Satisfactory	3	8.33%
	Not Satisfactory	0	0.00%



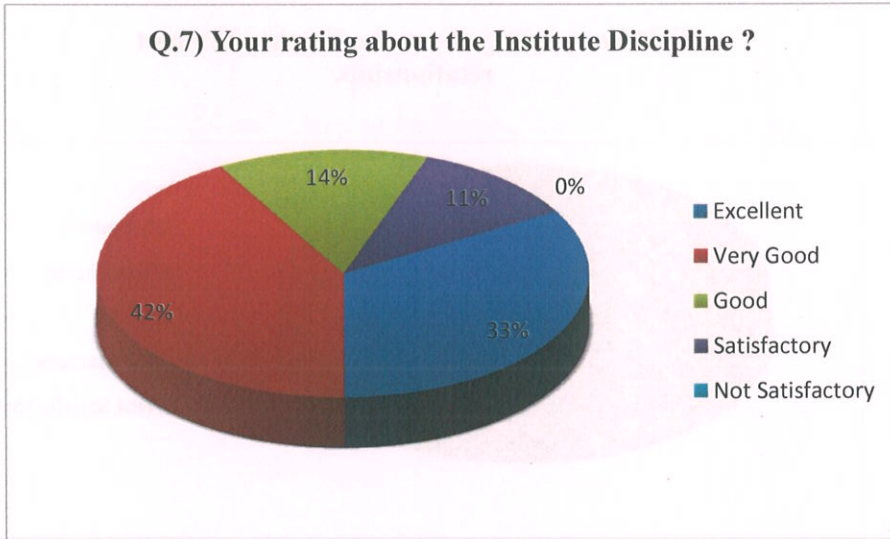
Q.6) Your overall rating about our teacher.

	Grade	No. of Parents	Percentage
Q.6)	Excellent	16	44.44%
	Very Good	13	36.11%
	Good	5	13.89%
	Satisfactory	2	5.56%
	Not Satisfactory	0	0.00%



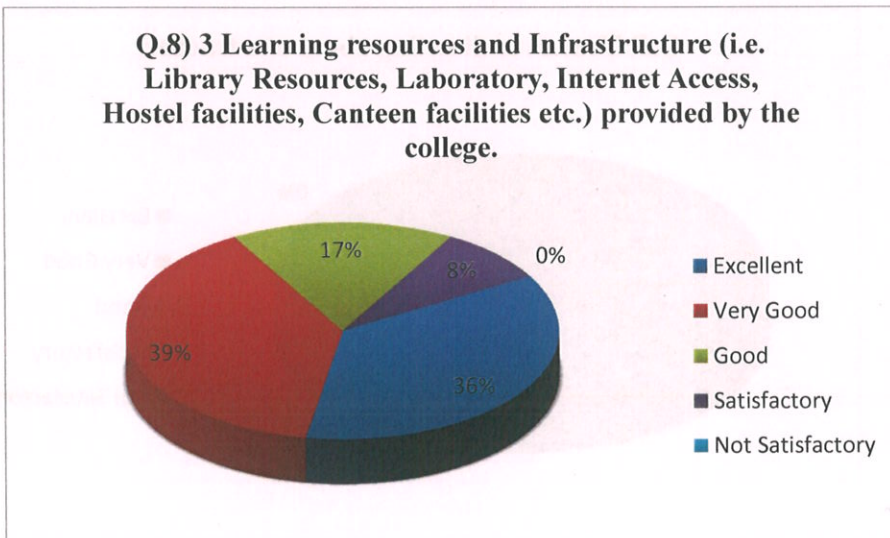
Q.7) Your rating about the Institute Discipline?

	Grade	No. of Parents	Percentage
Q.7)	Excellent	12	33.33%
	Very Good	15	41.67%
	Good	5	13.89%
	Satisfactory	4	11.11%
	Not Satisfactory	0	0.00%



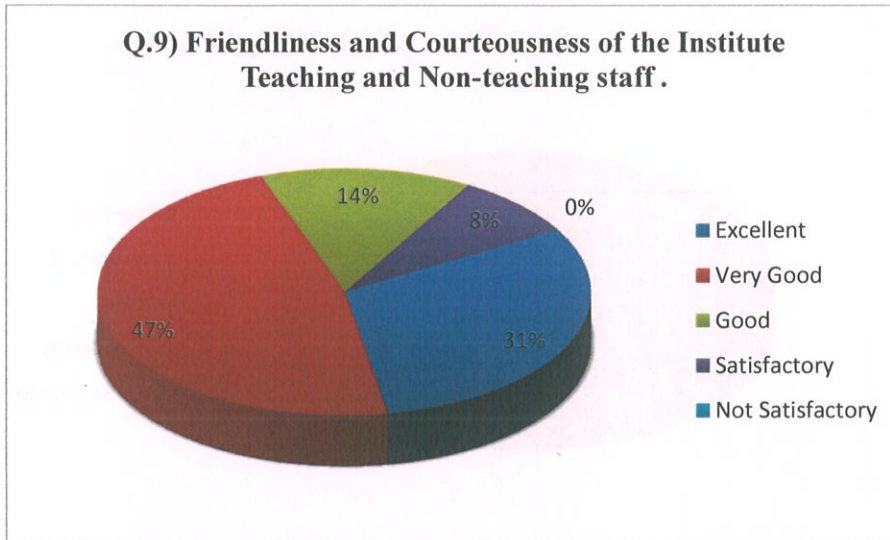
Q.8) 3 Learning resources and Infrastructure (i.e. Library Resources, Laboratory, Internet Access, Hostel facilities, Canteen facilities etc.) provided by the college.

	Grade	No. of Parents	Percentage
Q.8)	Excellent	13	36.11%
	Very Good	14	38.89%
	Good	6	16.67%
	Satisfactory	3	8.33%
	Not Satisfactory	0	0.00%



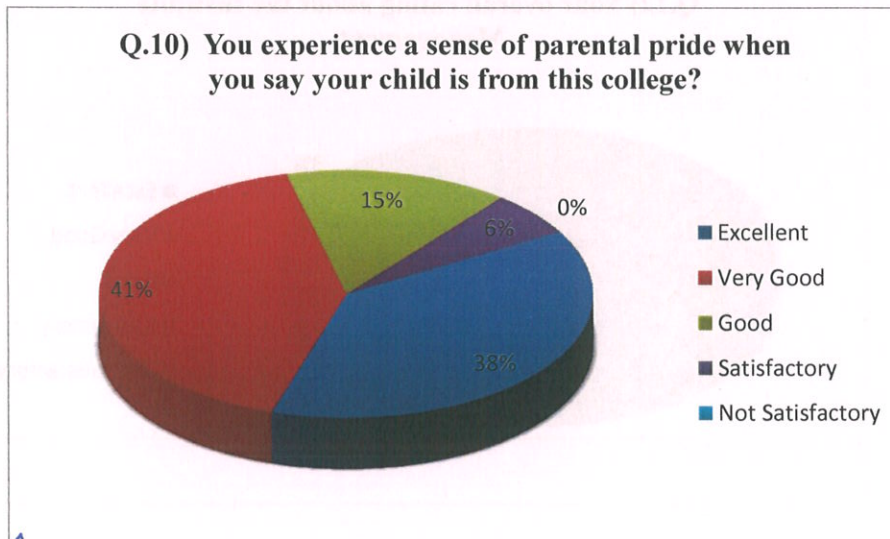
Q.9) Friendliness and Courteousness of the Institute Teaching and Non-teaching staff.

	Grade	No. of Parents	Percentage
Q.9)	Excellent	11	30.56%
	Very Good	17	47.22%
	Good	5	13.89%
	Satisfactory	3	8.33%
	Not Satisfactory	0	0.00%



Q.10) You experience a sense of parental pride when you say your child is from this college?

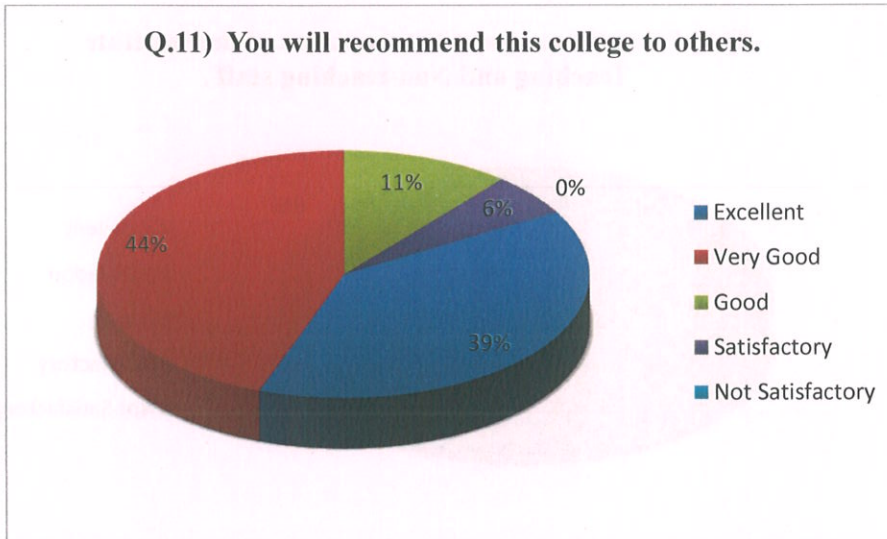
	Grade	No. of Parents	Percentage
Q.10)	Excellent	13	36.11%
	Very Good	14	38.89%
	Good	5	13.89%
	Satisfactory	2	5.56%
	Not Satisfactory	0	0.00%



(Handwritten signature)

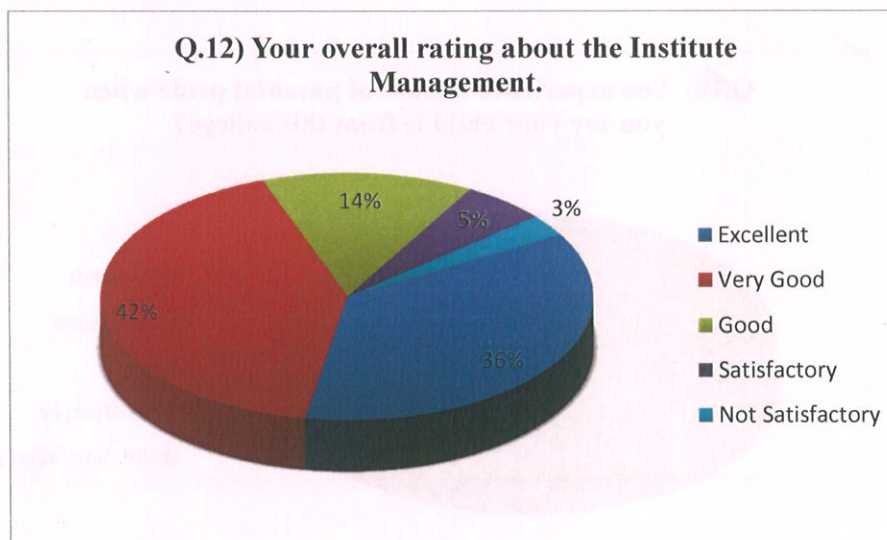
Q.11) You will recommend this college to others.

	Grade	No. of Parents	Percentage
Q.11)	Excellent	14	38.89%
	Very Good	16	44.44%
	Good	4	11.11%
	Satisfactory	2	5.56%
	Not Satisfactory	0	0.00%



Q.12) Your overall rating about the Institute Management.

	Grade	No. of Parents	Percentage
Q.12)	Excellent	13	36.11%
	Very Good	15	41.67%
	Good	5	13.89%
	Satisfactory	2	5.56%
	Not Satisfactory	1	2.78%



Analysis and outcomes:

1. Parents are satisfied with the good infrastructure of the college and have found it to be safe and secure for their children.
2. Parents also found that the children have a good learning experience in the college as a result of the good knowledgeable faculties teaching their children.
3. Parents are satisfied with the counsellors and the mentors provided by the college.

Recommendations and suggestions:

1. It was suggested that there should be more improvement made in the facility provided by the sports department.
2. Parents also felt that much more can be done to enhance and advance the soft-skills of the students.



IQAC
Govt. (Auto) College, Rourkela



Principal
Govt. (Auto) College, Rourkela

